WEEKLY MEDIA INFORMATION PACKET

GREEN BAY PACKERS VS. DETROIT LIONS

12 PM CT | SUNDAY, SEPTEMBER 20, 2020 | LAMBEAU FIELD

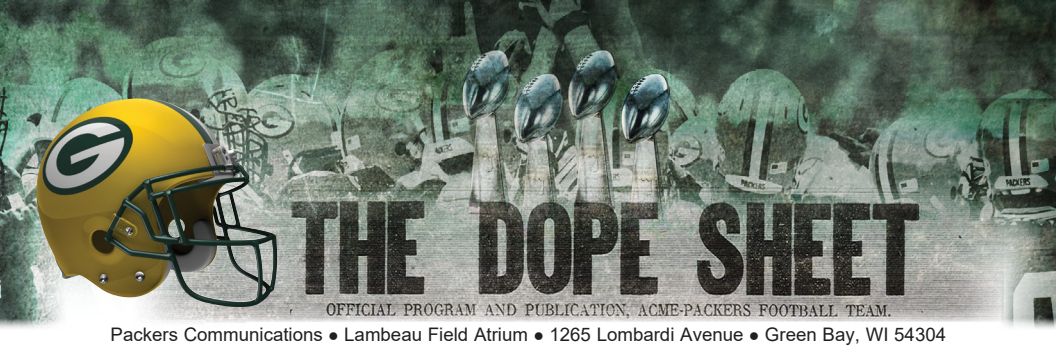

Packers Communications • Lambeau Field Atrium • 1265 Lombardi Avenue • Green Bay, WI 54304
920/569-7500 • 920/569-7201 fax
Jason Wahlers, Sarah Quick, Tom Fanning, Nathan LoCascio

VOL. XXII; NO. 4 **REGULAR-SEASON WEEK 2**

GREEN BAY (1-0) VS. DETROIT (0-1)
Sunday • Sept. 20 • 12 p.m. CST
Lambeau Field

PACKERS HOST LIONS IN HOME OPENER

The Green Bay Packers return to Green Bay for Week 2 to host the Detroit Lions.

- The Packers enter Week 2 on a six-game regular season win streak, the longest current streak in the NFC.
- Green Bay has won seven straight home openers (2013-19). Since 2007, the Packers are 12-1 in their first game of the season at Lambeau Field.
- It is the earliest the Lions have visited Green Bay since 2003 (Week 2). The Packers last opened at home versus Detroit in 2016.
- This will be just the 18th time the Packers have hosted the Lions in the month of September and Green Bay has won each of the last four games as the home team in a September matchup.
- Including a 1994 playoff victory, the Packers are 26-3 against the Lions in the state of Wisconsin since 1992.
- Green Bay has a 28-11 overall mark against Detroit since 2000, a .725 winning percentage that is **tied for No. 1 among NFL teams** (Minnesota Vikings) that have played the Lions 10-plus times over that span, according to pro-football-reference.com.
- The Packers have a 17-3 home record (.850) against Detroit since 2000, the best in the NFL over that span among teams that have hosted the Lions at least 10 times.
- Last season, Green Bay swept the regular-season series with Detroit for the first time since 2016 and for the 11th time in the last 20 seasons (since 2000).
- In 2019, the two games between the Packers and Lions were decided by a total of four points. Dating back to 2000, it was the sixth time that both of the matchups between the two teams were decided by single digits (seven/seven in 2016, four/two in 2015, seven/four in 2012, four/two in 2010 and eight/seven in 2006).
- It is the third consecutive year that the Packers will open the season with two NFC North games.
- It marks the first time since 2007 that the Packers open the season with two noon (CT) games.
- QB **Aaron Rodgers** has led Green Bay to eight wins in 10 starts at home against Detroit, throwing 19 touchdowns with just four interceptions and a passer rating of 106.8 in those games.
- Rodgers has registered a passer rating of 100-plus in six of 10 home games versus the Lions.
- WR **Davante Adams** has five receiving TDs in eight games played against the Lions, including one in each of the last two games he played against Detroit.

WITH THE CALL

FOX Sports, now in its 27th season as an NFL network television partner, will broadcast the game.

- Play-by-play man **Chris Myers** joins analysts **Greg Jennings** and **Brock Huard** as well as sideline reporter **Jen Hale**.
- Milwaukee's WTMJ (620 AM), airing Green Bay games since November 1929, heads up the Packers Radio Network that is made up of 50 stations in four states. **Wayne Larrivee** (play-by-play), two-time Packers Pro Bowler **Larry McCarren** (analyst) and three-time Packers Pro Bowler and two-time All-Pro **John Kuhn** (sideline) will call the action. McCarren first joined the team's broadcasts in 1995 and enters his 25th season calling Packers games. After originally being paired together in 1999, McCarren and Larrivee enter their 21st season of broadcasts together. They surpassed Jim Irwin and Max McGee for the most regular-season and postseason games broadcast for the Packers with 313 at the 2018 season opener against Chicago.
- The broadcast is also available on Sirius Satellite Radio (WTMJ feed).
- DIRECTV subscribers can watch the game on Channel 710.

REGULAR SEASON

Date	Opponent	Time (CT)	TV/Att.
Sun., Sept. 13	at Minnesota Vikings	W, 43-34	0
Sun., Sept. 20	DETROIT LIONS	12 p.m.	FOX
Sun., Sept. 27	at New Orleans Saints	7:20 p.m.	NBC
Mon., Oct. 5	ATLANTA FALCONS	7:15 p.m.	ESPN
Sun., Oct. 11	BYE		
Sun., Oct. 18	at Tampa Bay Buccaneers	*3:25 p.m.	FOX
Sun., Oct. 25	at Houston Texans	*12 p.m.	FOX
Sun., Nov. 1	MINNESOTA VIKINGS	*12 p.m.	FOX
Thu., Nov. 5	at San Francisco 49ers	7:20 p.m.	FOX/NFLN
Sun., Nov. 15	JACKSONVILLE JAGUARS	*12 p.m.	FOX
Sun., Nov. 22	at Indianapolis Colts	*12 p.m.	FOX
Sun., Nov. 29	CHICAGO BEARS	*7:20 p.m.	NBC
Sun., Dec. 6	PHILADELPHIA EAGLES	*3:25 p.m.	CBS
Sun., Dec. 13	at Detroit Lions	*12 p.m.	FOX
Dec. 19/Dec. 20	CAROLINA PANTHERS	TBD	TBD
Sun., Dec. 27	TENNESSEE TITANS	*7:15 p.m.	NBC
Sun., Jan. 3	at Chicago Bears	*12 p.m.	FOX

***—Start time and broadcast may shift due to NFL flexible scheduling**

NFL POSTSEASON DATES

Jan. 9-10	AFC and NFC Wild Card Playoffs
Jan. 16-17	AFC and NFC Divisional Playoffs
Jan. 24	AFC and NFC Championship Games
Jan. 31	Pro Bowl, Allegiant Stadium, Las Vegas
Feb. 7	Super Bowl LV, Raymond James Stadium, Tampa Bay

HEAD COACH MATT LAFLEUR

LAFLEUR LEADS THE PACK

Green Bay Packers Head Coach **Matt LaFleur** (la-flew-er) enters his second season looking to build off the success he guided the team to in year 1.

- LaFleur led the biggest one-year win improvement in franchise history:

Seasons	Win Improvement
1. 2018 (6) to 2019 (13)	**+7**
2t. 1928 (6) to 1929 (12)	+6
2t. 1958 (1) to 1959 (7)	+6
2t. 1971 (4) to 1972 (10)	+6
2t. 1988 (4) to 1989 (10)	+6

- LaFleur (13-3) finished with the **most NFL wins by a Packer head coach in their first season**:

Head Coach, 1st Season	Regular-Season Record
1. Matt LaFleur, 2019	**13-3**
2t. Mike Holmgren, 1992	9-7
2t. Mike Sherman, 2000	9-7
4t. Forrest Gregg, 1984	8-8
4t. Mike McCarthy, 2006	8-8
4t. Ray Rhodes, 1999	8-8
7. Vince Lombardi, 1959	7-5

- LaFleur joined Jim Caldwell and Steve Mariucci as the only head coaches with 13-plus wins to go undefeated in their division in their first season.
- LaFleur **tied for the third-most wins** by an NFL head coach in their first season:

Head Coach, First Season	Regular-Season Record
1t. Jim Caldwell, IND, 2009	14-2
1t. George Seifert, SF, 1989	14-2
3t. Matt LaFleur, GB, 2019	**13-3**
3t. Jim Harbaugh, SF, 2011	13-3
3t. Steve Mariucci, SF, 1997	13-3

- LaFleur is the first coach in franchise history to lead his team to a division title in his first season.
- LaFleur guided Green Bay to a 6-0 record in the NFC North. Dating back to 1967, it is just the second time (6-0 in 2011) that Green Bay has gone undefeated in division games.
- Dating back to 2002 when the NFC North was formed, the Packers are the only team to go undefeated in the division in a single regular season (2019, 2011).
- LaFleur led Green Bay to seven home wins, **the most by a Packers head coach in his first season**:

Head Coach, First Season	Home Record
1. Matt LaFleur, 2019	**7-1**
2t. Mike Holmgren, 1992	6-2
2t. Mike Sherman, 2000	6-2
4t. Forrest Gregg, 1984	5-3
4t. Ray Rhodes, 1999	5-3
6. Vince Lombardi, 1959	4-2

- While LaFleur was the first Packer head coach to lead his team to the postseason in his first year, he was the fourth consecutive head coach to win his first postseason game. The other three head coaches to win their first playoff game led Green Bay to the postseason in their second seasons (Mike McCarthy, Mike Sherman and Mike Holmgren).
- Dating back to 1970, LaFleur joined McCarthy as the only head coaches in franchise history to lead their teams to the NFC Championship Game in their first appearance in the postseason.
- LaFleur became the first head coach to reach a conference championship in his first season since Jim Harbaugh led San Francisco to the NFC Championship Game in 2011.
- LaFleur is the **first head coach in franchise history** to win seven of his first eight NFL games and the **first** to win his first three road NFL contests.
- LaFleur is the **19th NFL head coach and the first since Jim Harbaugh in 2011** to win at least seven of his first eight games (Elias Sports Bureau).
- He joined Vince Lombardi (3-0) as the **only head coaches in franchise history** to win their first three NFL games.
- It was the first time since 2015 and just the third time (2011) in the last 12 seasons that Green Bay has started 3-0.
- According to the Elias Sports Bureau, LaFleur joined John Harbaugh (2008) and Don Coryell (1973) as the **only head coaches since the merger** (1970) to win each of their first two games, both against divisional opponents.
- With a win at Chicago in Week 1, LaFleur became the **sixth head coach in franchise history** to win his first game, joining Curly Lambeau, Vince Lombardi, Phil Bengston, Forrest Gregg and Ray Rhodes. He joins Lombardi as the only Packers head coaches to beat the Bears in their first game.
- LaFleur became only the second coach to make his head-coaching debut in the NFL's primetime kickoff game (since 2002), joining Jim Zorn, who made his debut with Washington in a losing effort against the New York Giants (16-7) in 2008.
- LaFleur is in his 11th season in the NFL in 2019, having served as an offensive coordinator for two seasons (Los Angeles Rams, 2017; Tennessee Titans, 2018), a quarterbacks coach for six seasons (Washington Redskins, 2010-13; Atlanta Falcons, 2015-16) and an offensive assistant for two seasons (Houston Texans, 2008-09).
- During his first 10 seasons in the NFL, LaFleur was a part of offensive staffs that helped their teams rank in the top 10 in the league in total yards seven times (2008-09, 2012-13, 2015-17). In three of his last six seasons in the NFL, he was on a staff that helped its offense finish in the top five in the league in scoring, highlighted by No. 1 rankings in 2016 with the Falcons and in 2017 with the Rams.
- The former quarterback began his coaching career in 2003 at his alma mater, Saginaw Valley State. LaFleur has six seasons of coaching experience at the collegiate level.

Program and Score Card Todays Game P.-3

THE DOPE SHEET

GREEN BAY READY FOR MOST IMPORTANT GAME IN THE HISTORY OF LOCAL FOOTBALL

Two years after he co-founded the Packers with Curly Lambeau, George Calhoun began writing a piece called* The Dope Sheet*, which served as the official press release from 1921-24.

NOTES FROM WEEK 1

The Green Bay Packers opened up the 2020 season with a victory at the Minnesota Vikings.

- It was the second straight year the Packers opened the season with a road victory over an NFC North opponent (10-3 at Chicago in 2019).
- Dating back to 2000, Green Bay leads the NFL in winning percentage in Week 1 road games:

Record In Week 1		
Team	**Road Games (Since 2000)**	**Pct.**
1. Green Bay	**6-3**	**.667**
2. New England	5-3	.625
3t. Kansas City	6-4	.600
3t. N.Y. Jets	6-4	.600
5. Philadelphia	7-5	.583

- For the **first time in franchise history**, the Packers scored 40-plus points (43), totaled 500-plus yards (522), registered 30-plus first downs (31) and had no turnovers in a game.
- In the win at Minnesota, Green Bay scored the second most points they have scored in a Week 1 game in franchise history:

Points Scored In	
Season	**Week 1 Games (Since 1919)**
1. 1919 vs. Menominee NE A.C.	53
2. 2020 at MIN	**43**
3. 2011 vs. NO	42
4t. 1983 at HOU	41
4t. 1965 at PIT	41
6. 1998 vs. DET	40

- The 43 points scored at Minnesota in Week 1 were the most the Vikings have given up at U.S. Bank Stadium and the most allowed under head coach Mike Zimmer (since 2014).
- Despite dealing with injuries along the offensive line, the Packers did not allow a sack in Week 1, marking the 10th regular-season game since 2014 in which the Vikings defense did not record a single sack and the first since Dec. 30, 2018, vs. Chicago. It was also the first time the Packers did not allow a sack to Minnesota since Oct. 24, 2010.
- The Packers had the ball for 41:16 in Week 1, Green Bay's highest time of possession since controling the ball for 41:39 vs. San Francisco on Nov. 22, 2009.
- QB **Aaron Rodgers** threw for four TDs in Week 1 at Minnesota, joining QB Lynn Dickey (five at HOU in 1983) and QB Brett Favre (four at TB in 1996 and four vs. OAK in 1999) as the only Packers with four-plus passing TDs in Week 1 since 1948.
- Rodgers also threw for 364 yards, zero interceptions and a 127.5 passer rating against the Vikings. It was his 16th career game with at least 300 passing yards and four TD passes, tied with Pro Football Hall of Famer Dan Marino (16) for the fourth-most such games in league annals.
- Rodgers now has 47,310 career passing yards and surpassed Pro Football Hall of Famer Fran Tarkenton (47,003) for the 12th-most passing yards in NFL history. Rodgers also reached 368 career passing touchdowns, surpassing Eli Manning (366) for the seventh-most passing touchdowns in league annals.
- WR **Davante Adams** hauled in 14 receptions for 156 yards (11.1 avg.) and two TDs, tying Don Hutson (1942) for the most receptions in a single game in franchise history. Adams is the only player in Packer history to record three or more games with 13-plus receptions:
  - 14 rec.: Davante Adams, at Min., 9/13/20 (156 yds.)
  - 14 rec.: Don Hutson, at NYG, 11/22/42 (134 yds.)
  - 13 rec.: Don Hutson, vs. CleR, 10/18/42 (209 yds.)
  - 13 rec.: Davante Adams, vs. CHI, 10/20/16 (132 yds.)
  - 13 rec.: Davante Adams, at MIN, 12/23/19 (116 yds.)
- Adams also became the first player in franchise history to have three straight 100-yard receiving games against Minnesota (2019-20).
- Along with Adams, Packers WRs **Alan Lazard** (four rec. for 63 yds. and a TD) and **Marquez Valdes-Scantling** (four rec. for 96 yds. and a TD) also contributed. It was just the second time that Green Bay's wide receivers combined for 20-plus receptions (22), 300-plus receiving yards (337) and four-plus receiving TDs (four) in the same game since the merger (vs. Denver, Oct. 2, 2011, 20 rec. for 337 yds. and four TDs).
- Adams finished Week 1 ranked in the top two in the NFL in receptions, receiving yards and receiving TDs:

Player	Receptions
1t. Davante Adams, GB	**14**
1t. DeAndre Hopkins, ARI	14
3. Amari Cooper, DAL	10
4t. Three players	9

Player	Receiving Yards
1. Julio Jones, ATL	157
2. Davante Adams, GB	**156**
3. DeAndre Hopkins, ARI	151
4. Calvin Ridley, ATL	130

Player	Receiving TDs
1t. Davante Adams, GB	**2**
1t. Six players	2

- CB **Jaire Alexander** became the first Packers DB with a safety since Doug Hart in the 1971 season opener at the New York Giants.
- According to Sportradar, Alexander and Hart (1971) are the only Packers to register an interception and safety in the same game, dating back to 1948.
- Alexander also intercepted Minnesota QB Kirk Cousins in Week 1 to become the fifth NFL player to record a sack, interception and a safety in a single game since 2000, joining Rocky Boiman (Week 4, 2003), Calais Campbell (Week 5, 2016), James Harrison (Week 11, 2008) and Adalius Thomas (Week 2, 2006).

HOME SWEET HOME

Green Bay has a long tradition of playing well at Lambeau Field, and it continued last season with a 7-1 record at home, an .875 winning percentage that **tied for No. 1 in the NFL**:

Team	Record At Home (2019)	Pct.
1t. Green Bay	**7-1**	**.875**
1t. Baltimore	7-1	.875
3t. Four teams	6-2	.750

- Dating back to 2018, the Packers are 12-3-1 at home during the regular season, a .781 winning percentage that is **No. 3 in the NFL** over that span. Green Bay's three losses are **tied for the second fewest** at home in the NFL since 2018.
- The Packers' 7-1 record at home in 2019 was their best since finishing 8-0 in 2014.
- Green Bay has 233 victories at Lambeau Field, the most home wins by any franchise at one stadium in NFL history.
- The victory over Oakland in Week 7 (2019) was the 15th in the last 18 games the Packers have played against an AFC team at Lambeau Field.
- With the win over the Minnesota Vikings in Week 2 of 2019, Green Bay has won seven straight home openers (2013-19). Since 2007, the Packers are 12-1 in their first game of the season at Lambeau Field.
- Green Bay has finished with a record of .500 or better at home for each of the last 13 seasons:

Season	Home Record
2020	-
2019	7-1
2018	5-2-1
2017	4-4
2016	6-2
2015	5-3
2014	8-0
2013	4-3-1
2012	7-1
2011	8-0
2010	7-1
2009	6-2
2008	4-4
2007	7-1

- Since 2007, Green Bay ranks **No. 2 in the NFL** at home during the regular season:

Team	Record At Home (Since 2007)	Pct.
1. New England	91-14	.867
2. Green Bay	**78-24-2**	**.760**
3. Baltimore	77-28	.733
4. Pittsburgh	75-29	.721
5. New Orleans	71-34	.676
6. Seattle	70-34	.673
7. Minnesota	70-35	.667

- Since the start of 2014, Green Bay ranks in the top five in winning percentage at home during the regular season:

Team	Record At Home (Since 2014)	Pct.
1. New England	41-8	.837
2. Kansas City	37-12	.755
3. Green Bay	**35-12-1**	**.740**
4. Pittsburgh	34-14	.708

- Green Bay finished with a plus-49 point differential at home during the 2019 regular season, the highest by the Packers since 2016 (plus-60). Green Bay ranked **No. 6 in the NFL** in point differential at home last season:

Team	Point Differential At Home (2019)
1. San Francisco	+99
2. Minnesota	+81
3. New England	+78
4. Baltimore	+72
5. Dallas	+68
6. Green Bay	**+49**

- The Packers **tied for No. 5 in the NFL** in sacks allowed at home (12) last season.
- QB **Aaron Rodgers** has started 86 home games during the regular season for Green Bay, with the Packers holding a 68-17-1 record in those contests. He has completed 1,923 of 2,917 passes (66.0 pct.) for 23,313 yards (271.1 per game), 195 touchdowns, 35 interceptions and a passer rating of 107.6.
- Rodgers ranks **No. 1 in the NFL** since 1970 in passer rating at home as a starter (min. 500 pass att.), according to Sportradar:

Player	Passer Rating At Home (Since 1970)
1. Aaron Rodgers, GB	**107.6**
2. Deshaun Watson, HOU	107.1
3. Patrick Mahomes, KC	105.5
4. Drew Brees, SD/NO	103.9
5. Russell Wilson, SEA	103.2

- Rodgers had a passer rating of 101.6 at home last season, **No. 9 in the NFL** (min. 150 pass att., Sportradar).
- Rodgers has led Green Bay to a 18-3-1 record in his last 22 starts at home, recording a passer rating of 100-plus in 11 of those games, including the first perfect passer rating (158.3) of his career in a Week 7 win over Oakland last season.
- RB **Aaron Jones** ranked **No. 1 in the NFL** in rushing TDs (10) at home last season and **tied for No. 1 in the league** in total TDs (11) at home in 2019.
- Jones has played in 19 home games in his career and has scored 19 touchdowns (18 rushing and one receiving).
- Jones ranks in the top five in the NFL in games with a TD and rushing TDs at home since 2017:

Player	Rushing TDs At Home (Since 2017)
1. Todd Gurley, LAR/ATL	19
2t. Aaron Jones, GB	**18**
2t. Derrick Henry, TEN	18
4. Christian McCaffrey, CAR	17
5. Mark Ingram, NO/BAL	15

THE FIRST MONTH

Green Bay has been one of the most successful teams in the league early in the season.

▶ From 2008-19, the Packers finished the month of September with a record at or above .500 in 11 of 12 seasons, including each of the last six:

Season	September Record	Winning Pct.
2020	1-0	1.000
2019	3-1	.750
2018	2-1-1	.625
2017	3-1	.750
2016	2-1	.667
2015	3-0	1.000
2014	2-2	.500
2013	1-2	.333
2012	2-2	.500
2011	3-0	1.000
2010	2-1	.667
2009	2-1	.667
2008	2-2	.500

▶ Since 2008, the Packers have the most September wins in the NFC and are tied for the second most in the NFL:

Team	September Wins (Since 2008)
1. New England	31
2t. Green Bay	**28**
2t. Baltimore	28
4t. Dallas	26
4t. Denver	26
6. Kansas City	25
7t. Atlanta	24
7t. Buffalo	24
7t. Philadelphia	24

▶ The Packers **lead the NFL** with 43.0 points per game this season. Green Bay ranks **No. 6 in the NFL** in points per game in the month of September since 2008:

Team	Points Scored in Sept. (2008-19)
1. Las Vegas	34.0
2. L.A. Rams	28.7
3. New Orleans	27.4
4. New England	27.2
5. Washington	27.0
6. Green Bay	**26.3**
7. Denver	26.2

▶ In 2015, QB **Aaron Rodgers** recorded a passer rating of 135.4 in the month of September. Dating back to 1948, it ranks **No. 8 among NFL quarterbacks** in the month of September (min. 40 pass attempts).

▶ Rodgers has registered 21 September games with a passer rating of 100-plus since 2008, **No. 4 in the NFL** over that span:

Season	Sept. Games With 100-Plus Passer Rating (Since 2008)
1. Philip Rivers, SD/LAC/IND	23
2t. Drew Brees, NO	22
2t. Matt Ryan, ATL	22
4. Aaron Rodgers, GB	**21**
5. Tom Brady, NE/TB	19

▶ Rodgers recorded a passer rating of 100-plus in the month of September five times from 2011-19.

▶ Since 1948, Rodgers is the only quarterback in the NFL with a passer rating of 100-plus in the month of September (min. 500 att.) according to Sportradar:

Quarterback	Passer Rating in Sept.
1. Aaron Rodgers, GB	**103.0**
2. Philip Rivers, SD/LAC/IND	98.9
3. Matt Ryan, ATL	98.7
4. Peyton Manning, IND/DEN	98.6
5. Tony Romo, DAL	98.3

▶ Dating back to 1948, Rodgers ranks in the top 10 in passing touchdowns thrown in the month of September (Sportradar):

Quarterback	Passing TDs in Sept.	GP
1. Brett Favre, GB/NYJ/MIN	136	69
2. Peyton Manning, IND/DEN	120	56
3. Tom Brady, NE/TB	113	58
4. Drew Brees, SD/NO	106	60
5. Dan Marino, MIA	103	57
6. Aaron Rodgers, GB	**91**	**43**
7. Philip Rivers, SD/LAC/IND	90	49
8. Matt Ryan, ATL	82	43
9t. John Elway, DEN	80	62
9t. Eli Manning, NYG	80	50

▶ Below are Rodgers' touchdown, interception and passer-rating numbers for each season he has been a starter in the month of September:

Season	Passing TDs	Ints	Passer Rating
2020	4	0	127.5
2019	6	1	95.4
2018	7	1	97.4
2017	10	3	100.7
2016	7	1	98.6
2015	10	0	135.4
2014	9	1	109.1
2013	8	3	105.1
2012	7	3	95.7
2011	8	1	120.9
2010	5	3	93.3
2009	4	0	97.2
2008	6	3	91.4

THE PACKERS-LIONS SERIES

▶ The Week 17 victory in 2019 gave the Packers their 100th regular-season win against the Lions franchise. Green Bay's 100 regular-season victories against Detroit are the club's most against any one opponent.

▶ Green Bay won 29 of the first 38 matchups in the series before the Lions reeled off 11 straight wins over a six-year span (1949-54).

▶ The teams have met twice in the postseason, with the first playoff matchup in the Wild Card round of the 1993 season. That game saw QB Brett Favre find WR Sterling Sharpe for a game-winning 40-yard score with less than a minute to go, marking the first playoff win for the Packers in more than 10 years.

THE DOPE ON THIS WEEK'S OPPONENT:

Packers vs. Lions:

All-time, regular season:
100-72-7

All-time, at home:
33-13-3

All-time, postseason:
2-0

Streaks: Green Bay is 6-2 in September matchups against Detroit since 2000.

Last meeting, regular season:
Dec. 29, 2019; Ford Field, Packers won, 23-20

COACHES CAPSULES

Matt LaFleur: 14-3-0, .824; (1-1 postseason); 2nd NFL season
Matt Patricia: 9-23-1, .288; 3rd NFL season
Head to Head: LaFleur 2-0 vs. Patricia
vs. Opponent: LaFleur 2-0 vs. Lions; Patricia 2-2 vs. Packers

MATT LaFLEUR…In his second season as the Packers' 15th head coach.

- Entering his 12th season in the NFL, having previously served as an offensive coordinator for two seasons (Los Angeles Rams, 2017; Tennessee Titans, 2018), a quarterbacks coach for six seasons (Washington Redskins, 2010-13; Atlanta Falcons, 2015-16), and an offensive assistant for two seasons (Houston Texans, 2008-09).
- In his first season leading the Packers in 2019, because the first coach in club history to lead the team to the playoffs in his debut season. LaFleur also led the largest one-year win improvement in team history (plus-seven wins).
- Became only the fifth coach in NFL history to win 13-plus regular-season games in his first season as a head coach (Jim Caldwell, George Seifert, Jim Harbaugh, Steve Mariucci).
- Guided the Titans' offense in 2018 to a No. 7 league ranking in rushing (126.4 ypg) as Tennessee registered 11 games with 100-plus rushing yards, tied for No. 2 in the NFL.
- Helped the Rams lead the league in scoring with an average of 29.9 points per game in 2017, more than doubling their average from 2016 (14.0 ppg).
- Tutored QB Matt Ryan, who led the league in passer rating (117.1) in 2016 on his way to being named NFL Most Valuable Player by *The Associated Press, and* QB Robert Griffin III, who became the first QB in Washington franchise history to win *AP* Offensive Rookie of the Year in 2012.

MATT PATRICIA…In his third year as the Lions' 27th head coach.

- His first season as Detroit's head coach in 2018 featured an improvement in the running game, highlighted by rookie RB Kerryon Johnson, who produced two 100-yard rushing performances and three touchdowns.
- Served on the New England Patriots' coaching staff from 2004-17, including six years (2012-17) as defensive coordinator.
- Helped lead the Patriots to three Super Bowl championships (XXXIX, XLIX, LI), six AFC championships and 13 AFC East division titles.
- From 2012-17, led a Patriots defense that ranked third in points allowed (19.2), fourth in games allowing 20 points or fewer (53) and second in games allowing 17 points or fewer (47).

NOTABLE CONNECTIONS

Packers head coach Matt LaFleur is from Mount Pleasant, Mich., and played quarterback at Saginaw Valley State (2000-02). LaFleur later became an offensive assistant at his alma mater (2003), and then a graduate assistant at Central Michigan (2004-05) and quarterbacks/wide receivers coach at Northern Michigan (2006)...LaFleur and Lions linebackers coach Ty McKenzie served on the same coaching staffs in 2017 (Los Angeles Rams) and 2018 (Tennessee Titans)…Packers LB Rashan Gary played three years at Michigan (2016-18)…Packers G Jon Runyan played at Michigan (2016-19)...Packers offensive line coach Adam Stenavich played collegiately at Michigan (2002-05), and later was a strength and conditioning intern (2011) and a graduate assistant (2012-13) for the Wolverines...Packers quarterbacks coach Luke Getsy was the wide receivers coach at Western Michigan in 2013...Packers offensive quality control coach Kevin Koger played at Michigan (2008-11) and later became a graduate assistant for the Wolverines (2013-14)...Packers chief of staff Darryl Franklin spent three years as a graduate assistant at Central Michigan University. Additionally, Franklin was a player personnel intern with the Lions in 2008...Green Bay TE Robert Tonyan signed with Detroit as an undrafted free agent in 2017 and spent his first offseason with the Lions...Packers T Rick Wagner played for Detroit during the 2017-19 seasons, starting 40 total games…Packers WR Malik Taylor played collegiately at Ferris State and attended Hill-McCloy High School in Montrose, Mich. …Lions offensive coordinator Darren Bevell spent six seasons on the Green Bay coaching staff, serving as offensive assistant/quality control coach (2000-01), offensive assistant (2002) and quarterbacks coach (2003-05)…Bevell played quarterback at Wisconsin, where he set 19 school records, and helped lead the Badgers to their first Rose Bowl victory…Lions WR Quintez Cephus played for Wisconsin from 2016-19...Packers assistant offensive line coach Luke Butkus served as a quality control assistant for the Seahawks in 2011 when Bevell served as the Seahawks' offensive coordinator…Packers CB Chandon Sullivan for the Eagles in 2018 when Lions defensive coordinator Cory Undlin served as the team's defensive backs coach… Lions head equipment manager Tim O'Neil spent six seasons as an equipment assistant in Green Bay (1995-2000)…Lions national scout Mark Olson is from Hudson, Wis., and attended the University of Wisconsin-River Falls…Packers defensive line coach Jerry Montgomery served in the same role at Michigan from 2011-12...Green Bay running backs coach Ben Sirmans coached at Michigan State for two seasons (2005-06)...Packers assistant defensive backs coach Ryan Downard played safety at Eastern Michigan from 2006-10...Packers senior analyst Butch Barry played five seasons (1996-2000) for the Central Michigan football program and later coached a total of seven seasons (2002-03, 2010-14) for the program. Barry also coached at Michigan Tech for three season (2006-08)…Packers defensive backs coach Jerry Gray coached on the same staff as Lions offensive coach Hank Fraley for the Minnesota Vikings from 2014-16…Fraley coached offensive line at San Jose State in 2013 when Packers RB Tyler Ervin was on the roster…Packers coaching assistant Ruvell Martin played collegiately with LaFleur at Saginaw Valley State (2000-03) and attended high school in Muskegon, Mich. …Detroit wide receivers coach Robert Prince and head strength and conditioning coach Josh Schuler worked on the Colorado coaching staff while Packers T David Bakhtiari was playing for the Buffaloes...Packers offensive coordinator Nathaniel Hackett and Lions head coach assistant/research and analysis Evan Rothstein worked together on the Syracuse staff for two seasons (2010-11)…Packers S Adrian Amos played with Lions LB Christian Jones (2015-18) in Chicago…Former college teammates include: Packers C Corey Linsley and Lions T Taylor Decker (Ohio State), Packers S Adrian Amos, LB Jason Cabinda and Lions TE Jesse James (Penn State); Packers CB Kevin King and Lions WR Marvin Hall (Washington).

DIVISION DOMINANCE

- Green Bay started off the 2020 season with continued success in the NFC North, defeating the Minnesota Vikings in Week 1.
- In 2019, the Packers clinched their 24th division title and first since 2016.
- **Matt LaFleur** was the first head coach in team history to lead the Packers to a division title in his first season.
- It was the sixth division title Green Bay has won with **Aaron Rodgers** as the starting quarterback.
- Lafleur is one of six head coaches to debut in the Super Bowl era to win his first seven divisional games with a team. All coaches listed below were in their first career head-coaching positions (via the Elias Sports Bureau):

Head Coach	Divisional Wins In a Row To Start Head Coaching Career
1. Steve Mariucci, SF, 1997-98	12
2. Chan Gailey, DAL, 1998-99	10
3. Raymond Berry, NE, 1984-85	9
4t. Matt LaFleur, GB, 2019-20	**7**
4t. Jim Haslett, NO, 2000	7
4t. Barry Switzer, DAL, 1994	7

- Green Bay's seven-game divisional winning streak is tied for the fourth longest for the franchise since the league went to a divisional format in 1967:

Seasons	Divisional Winning Streak
1. 2010-12	12
2t. 1996-97	8
2t. 2001-02	8
4t. 2019-20	**7**
4t. 1997-98	7

- Dating back to 1995, the Packers have the **second-most division titles in the NFL**:

Team	Division Titles (Since 1995)
1. New England	*19
2. Green Bay	***13**
3. Pittsburgh	12
4. Indianapolis	10
5t. Philadelphia	*9
5t. Seattle	9
7t. Dallas	8
7t. Denver	8
7t. Kansas City	*8

*2019 Division Champion

- The Packers finished with a 6-0 division record in 2019 for just the second time (2011) since 1967.
- Green Bay joined Kansas City (6-0) as the only teams to be undefeated in division games during the 2019 regular season.
- From 2011-19, the Packers were **one of four NFL teams** (Denver, Indianapolis, Kansas City) to go undefeated in division games in two seasons.
- Green Bay allowed the **third-fewest points** in division games in the NFL in 2019 (84). Dating back to 2002 when the NFC North was formed, 2019 marked the **third time** that the Packers gave up less than 100 points to division opponents in a single season (83 in 2010 and 90 in 2006):

Season	Points Allowed In Division Games (2002-19)
1. 2010	83
2. 2019	**84**
3. 2006	90

- The Packers scored 43 points at Minnesota in Week 1 this season. Dating back to 2002, it was the sixth-most points Green Bay has scored in a division game:

Year/Opp.	Point Scored In A NFC North Game (Since 2002)
1. 2014 vs. Chicago	55
2. 2008 at Detroit	48
3t. 2011 vs. Detroit	45
3t. 2011 vs. Minnesota	45
5. 2013 at Minnesota	44
6. 2020 at Minnesota	**43**

- The Packers swept the 2019 regular-season series with the Bears for the 15th time in the last 26 years (since 1994) and the seventh time in the last 11 seasons.
- Green Bay gave up a total of 16 points in two games to the Bears in 2019. Dating back to 1940, that was the seventh-fewest points the Packers allowed to Chicago in a single regular season and the fewest since giving up nine in two games in 1994 (according to pro-football-reference.com).
- In 2019, Green Bay swept the regular-season series with Minnesota for the first time since 2014 and the seventh time in the last 18 years (since 2002).
- The 42 points that the Packers allowed to the Vikings and Bears last season were the fewest in a season by Green Bay since 1994 (32).
- Green Bay swept the regular-season series with Detroit for the first time since 2016 and for the 11th time in the last 20 seasons (since 2000).
- With a Week 17 win at Detroit, the Packers became the third NFL team with 100-regular-season wins against one opponent (Chicago, 101 vs. Detroit and New York Giants, 102 vs. Washington).
- RB **Aaron Jones** registered five rushing TDs against NFC North opponents last year, the most by a Packer since Ahman Green in 2003 (six) and **tied for No. 1 in the NFL in 2019.**

Player	Rushing TDs Against NFC North Teams (2019)
1t. Aaron Jones, GB	**5**
1t. Dalvin Cook, MIN	5
3t. Ezekiel Elliott, DAL	4
3t. Josh Jacobs, OAK	4
3t. Jordan Howard, PHI	4

- LB **Za'Darius Smith** recorded a sack in Week 1 of the 2020 season at Minnesota. In 2019, he led the team with 5.5 sacks against NFC North teams while DL **Kenny Clark** was No. 2 with 4.5 sacks and LB **Preston Smith** was No. 3 with 3.5 sacks. It marked the first time since 2006 that the Packers had three players with 3.5-plus sacks in a season against NFC North teams (Aaron Kampman, Corey Williams, Cullen Jenkins).
- Z. Smith (No. 2), Clark (No. 3) and P. Smith (t-No. 5) made the **Packers the only team** to have multiple players rank in the top five in the NFL in sacks against the NFC North in 2019.
- As a team, the Packers **led the NFL** with 18.0 sacks against the NFC North in 2019.

AMONG THE BEST IN 2019

- Green Bay finished the regular season with a five-game winning streak, which **tied for the third-longest winning streak** to end a regular season in team history.
- The Packers' 13-3 record in 2019 tied for the team's second-best regular-season record since the NFL went to a 16-game schedule in 1978:

Season	Regular-Season Record
1. 2011	15-1
2t. 2019, 2007, 1997, 1996	**13-3**
5t. 2014, 2002, 2001	12-4

- Green Bay was one of four NFL teams with at least 13 wins during the 2019 regular season, with three of those teams residing in the NFC:

Team	Regular-Season Record (2019)
1. Baltimore	14-2
2t. Green Bay	**13-3**
2t. New Orleans	13-3
2t. San Francisco	13-3
5t. Kansas City	12-4
5t. New England	12-4
7. Seattle	11-5

- Dating back to 1978, this was only the second time (2011) that the NFC had three teams finish with 13-plus wins in a regular season. It is the fifth time (2017, 2011, 2007, 1999) that the NFL had four teams finish with 13-plus wins in the same season.
- From 2010-19, the Packers **led the NFC** with a regular-season record of 102-56-2 (.644) and Seattle ranked No. 2 with a record of 100-59-1 (.628).
- The Packers were 10-2 (.833) in 2019 in Sunday games, **tied for No. 2 in the NFL**:

Team	Sunday Record (Win Pct.)
1. Baltimore	12-2 (.857)
2t. Green Bay	**10-2 (.833)**
2t. San Francisco	10-2 (.833)
4. New Orleans	10-3 (.769)
5. Kansas City	10-4 (.714)
5. Minnesota	7-4 (.636)
6t. Dallas	6-5 (.545)
6t. L.A. Rams	6-5 (.545)

- Green Bay finished 10-2 (.833) against NFC teams during the 2019 regular season, **tied for No. 1 among NFC teams**:

Team	NFC vs. NFC Record (Win Pct.)
1t. Green Bay	**10-2 (.833)**
1t. San Francisco	10-2 (.833)
3t. New Orleans	9-3 (.750)
3t. Seattle	8-4 (.667)
5t. Five teams	7-5 (.583)

- Dating back to 2000, the Packers' 10 wins against NFC teams in 2019 were the second most they registered in one season (12-0 in 2011).
- RB **Aaron Jones** finished **No. 1 in the NFL** in 2019 in rushing TDs (14) against NFC teams.
- Jones' 14 rushing TDs against the NFC during the 2019 regular season were most by a Packer in a single season since 1970:

Packer, Season	Rushing TDs Vs. NFC (Since 1970)
1. Aaron Jones, 2019	**14**
2t. Ahman Green, 2003	10
2t. Ahman Green, 2001	10
4t. Eddie Lacy, 2014	8
4t. Eddie Lacy, 2013	8
4t. Ryan Grant, 2009	8
4t. Ahman Green, 2001	8

- Jones rushed for 918 yards against NFC teams in 2019, **tied for No. 3 in the NFL**.
- For just the **fourth time since 1978** (7-1 in 2011 / 6-2 in 2019, 2007 and 2004), when the NFL went to a 16-game schedule, Green Bay won six-plus road games in the regular season (pro-football-reference.com).

2019 AWARDS

- T **David Bakhtiari** and quarterback **Aaron Rodgers** were original selections to the Pro Bowl in 2019 and WR **Davante Adams**, DL **Kenny Clark** and LB **Za'Darius Smith** were named to the Pro Bowl as injury replacements.
- It was the most Pro Bowlers for the Packers since five were selected in 2015.
- Bakhtiari earned his second trip to the Pro Bowl and his first original selection after being chosen as an injury replacement for Philadelphia Eagles T Jason Peters in 2016.
- Bakhtiari was named second-team All-Pro by *The Associated Press* in 2019, marking the fourth year in a row he was named All-Pro by the *AP* (second team in 2016-17 and first team in 2018).
- Bakhtiari was also named All-NFC by the Professional Football Writers of America for the second consecutive season.
- For Rodgers, it marked the eighth Pro Bowl selection of his career (2009, 2011-12, 2014-16, 2018-19). He has the second-most selections by a Green Bay quarterback, trailing Brett Favre's nine (1992-93, 1995-97, 2001-03, 2007), and is tied for the third-most selections by a Packer behind only Favre and T Forrest Gregg (nine).
- It was Adams' third straight trip to the Pro Bowl (2017-19), making him the first Packer WR to make three consecutive Pro Bowls since Sterling Sharpe (1992-94).
- Clark and Smith each earned their first trip to the Pro Bowl.
- Clark joined Mike Daniels (2017), B.J. Raji (2011), Bob Brown (1972), Henry Jordan (1960-61, 1963, 1966) and Dave Hanner (1953-54) as the only Packers defensive tackles to make the Pro Bowl.
- Smith was the first Green Bay linebacker to make the Pro Bowl since Clay Matthews and Julius Peppers in 2015.
- G **Elgton Jenkins** and S **Darnell Savage** were selected to the PFWA All-Rookie team. Dating back to 1974, it marks the seventh time and the first time since 2014 that Green Bay has had multiple players selected to the team. It is only the fourth time that the Packers have had an offensive player and a defensive player selected in the same year (1978, 2006, 2014).

2020 SCHEDULE NOTES

	NFL Regular-Season Rank		
	Record	Offense	Defense
at Minnesota Vikings	(0-1)	10	32
Detroit Lions	(0-1)	4	16
at New Orleans Saints	(1-0)	27	10
Atlanta Falcons	(0-1)	2	24
at Tampa Bay Buccaneers	(0-1)	23	6
at Houston Texans	(0-1)	19	18
at San Francisco 49ers	(0-1)	16	26t
Jacksonville Jaguars	(1-0)	31	30
at Indianapolis Colts	(0-1)	3	2
Chicago Bears	(1-0)	17	29
Philadelphia Eagles	(0-1)	29	1
Carolina Panthers	(0-1)	8	19
Tennessee Titans	(1-0)	12t	11

A LOOK AT THE SCHEDULE

The Green Bay Packers' 2020 NFL regular-season schedule is highlighted by five prime-time contests (subject to flexible scheduling) on the original schedule for the seventh straight year (2014-20).

- The Packers opened the season at the Minnesota Vikings for the first time in team history, marking the third straight year that Green Bay will face a divisional foe in Week 1, which last happened in 1996-98 when the Packers were in the NFC Central. The previous time the two teams met in Week 1 was in 2008 on *Monday Night Football* at Lambeau Field.
- For the third consecutive year, Green Bay opens the season with two NFC North games as they host the Detroit Lions in Week 2. It is the earliest the Lions have visited Green Bay since 2003 (Week 2).
- In Week 3, Green Bay travels to New Orleans to face the Saints in a Sunday night contest, marking the third straight prime-time meeting at the Saints (2008 on *MNF*, 2014 on SNF). The winning team has scored 34-plus points in seven of the last nine matchups.
- The Packers will have another night game in Week 4, this time against the Atlanta Falcons, marking the second time in three years (2018) that Green Bay has a *MNF* contest going into its bye.
- After the third Week 5 bye (1995, 2009) for the Packers, they will play their only set of back-to-back road games, the fewest in a season for Green Bay since 2013 (zero).
- The Packers make their first trip to Tampa since a 20-3 win in 2014 to take on the Buccaneers in Week 6 and then head to Houston to face the Texans in Week 7. It is the fifth matchup between the Packers and Texans, with Green Bay holding a 3-1 lead, including a 2-0 mark in Houston.
- Green Bay returns home and to an NFC North opponent in Week 8 when it hosts the Vikings, marking the first time since 2009 that Minnesota and Green Bay will square off twice by Week 8.
- The Packers then face a long trip on a short turnaround, traveling west to take on the San Francisco 49ers on a Thursday night in Week 9. It is the first-ever Thursday meeting between the teams.
- The Packers next take on two AFC South teams, hosting the Jacksonville Jaguars in Week 10 and visiting the Indianapolis Colts in Week 11. The Packers are 4-2 all-time against the Jaguars, including wins in both of the last two matchups (2012 in Green Bay and 2016 in Jacksonville), while Green Bay is looking for its first regular-season win in Indinapolis, having lost the previous four games at the Colts.
- Green Bay will then return to Lambeau Field, finishing the regular season with four of its last six games at home for the first time since 1977.
- The matchup against Chicago in Week 12 on a Sunday night at Lambeau Field marks the 15th consecutive regular season that the Packers and Bears have squared off in primetime. It also will be the third and final home game in November, the most for Green Bay in the month of November since 2014.
- The Packers stay at home to face the Philadelphia Eagles in Week 13. It is the Eagles' first visit to Lambeau Field in the month of December. In the last six meetings in Green Bay, four have been decided by seven points or less.
- In Week 14, Green Bay goes to Detroit to face the Lions. The Packers swept the season series last season for the ninth time in the last 16 years.
- Week 15 brings a game against the Carolina Panthers that will take place on either Saturday or Sunday. The date and time will be determined at least four weeks in advance of the game. Five of the last six matchups between the teams have been decided by eight points or less, including a 24-16 victory by Green Bay last season at Lambeau Field. The Packers have a 5-2 mark at home vs. Carolina, scoring 30-plus points in five of those games.
- Green Bay's last regular-season home game is slated for a Sunday night versus the Tennessee Titans in Week 16, the second-ever prime-time game against the Titans (*MNF* in 2004). It is one of two prime-time contests in 2020 for Green Bay against teams that played in the conference championship games last season (San Francisco).
- For the fourth time in the last five years, Green Bay will end the regular season on the road, traveling to Chicago to take on the Bears. It is the first time since 2013 that the Packers will close out the regular season at Chicago and marks only the second regular-season meeting between the teams at Soldier Field in the month of January (2004 season).

350 CONSECUTIVE SELLOUTS

Another packed house at Lambeau Field against the Chicago Bears in Week 15 of 2019 brought the stadium's consecutive-sellouts streak to 350 regular-season games (not including replacement games).

- The league's longest-tenured stadium, Lambeau Field is hosting its 63rd season of football in 2019. For the victory over Seattle in the Divisional round of the 2019 playoffs, 78,998 Packers fans filled Lambeau Field for the second highest paid-attendance in stadium history (79,704 in the Divisional round of the 2014 playoffs versus Dallas).
- Across American professional sports, only Boston's Fenway Park (1912) and Chicago's Wrigley Field (1914) have longer tenures.

BREAKING DOWN THE ROSTER

The Packers enter Week 2 of the 2020 with a 53-man roster that is composed of 25 offensive players, 25 defensive players and three specialists.

- Of the 53 players on Green Bay's roster, 31 of them (58.5 percent) were draft picks of the Packers. Green Bay has seven players that were drafted in the first round, including six that were selected by the Packers.
- Green Bay has 12 players on the roster that began their careers as undrafted free agents.
- Nearly 40 percent of the players (21 of 53, 39.6 percent) on Green Bay's roster entered the league as a sixth-round or seventh-round pick or as an undrafted player.
- Of the 53 players on the roster, 47 of them (88.7 percent) are 28 years old or younger (as of September 15, 2020) and 21 players (40.4 percent) are 24 years old or younger.
- Of the 53 players on the roster, 16 of them (30.2 percent) played collegiately outside of the "Power Five" conferences (ACC, Big 10, Big 12, Pac-12 and SEC).

GREEN BAY'S ROSTER ...

BY AGE (as of September 15, 2020)

21-24	22 players
25-28	25 players
29-32	3 players
33-plus	3 players

BY EXPERIENCE

R-1	10 players
2-3	21 players
4-5	9 players
6-9	10 players
10-plus	3 players

BY DRAFT ROUND

1st	7 players
2nd/3rd	13 players
4th/5th	12 players
6th/7th	9 players
Undrafted	12 players

BY COLLEGIATE CONFERENCE

SEC	11 players
Big 10	10 players
Pac-12	7 players
ACC	5 players
Big 12	4 players
NCAA Division I FCS	4 players
American	3 players
Mountain West	3 players
FBS Independents	2 players
Conference USA	1 player
MAC	1 player
NCAA Division II	1 player
Sun Belt	1 player

PRONUNCIATION GUIDE

PLAYERS

Montravius Adams ..... mon-TRAY-vee-us
Jaire Alexander ..... ji-air
Adrian Amos ..... AY-miss
David Bakhtiari ..... bock-tee-R-ee
Reggie Begelton ..... BEG-ul-tin
Damarea Crockett ..... duh-mar-ee-ay
Josiah Deguara ..... duh-gwa-rah
Kabion Ento ..... kay-be-on N-toe
Devin Funchess ..... FUN-chess
Tipa Galeai ..... tee-puh nah-lee-eye
Ka'dar Hollman ..... kuh-DARR HOLE-man
Elgton Jenkins ..... EL-ton
Kingsley Keke ..... KEE-KEE
Allen Lazard ..... luh-ZARD
John Lovett ..... love-it
Kamal Martin ..... kuh-MALL
Yosh Nijman ..... (rhymes with Josh) NY-man
Willington Previlon ..... PREV-ih-lahn
Za'Darius Smith ..... zuh-DARE-ee-us
Equanimeous St. Brown ..... eck-wah-nihm-ee-ous
Simon Stepaniak ..... step-uh-nack
Jace Sternberger ..... JAYCE
Chandon Sullivan ..... CHAN-din
Marquez Valdes-Scantling ..... mar-KWEZ

COACHES

Wendel Davis ..... WEN-del
Ryan Downard ..... DOWN-erd
Kevin Koger ..... KO-ger
Matt LaFleur ..... la-flew-er
Mark Lovat ..... luh-VOTT
Ruvell Martin ..... ROO-vell
Shawn Mennenga ..... MEN-in-guh
Kirk Olivadotti ..... ah-luh-vuh-DOT-ee
Justin Outten ..... OW-ten
Mike Pettine ..... PETT-in
Adam Stenavich ..... STEN-uh-vitch
Rayna Stewart ..... ruh-NAY

ROSTER/ALPHABETICAL

NO.	NAME	POS.	HT.	WT.	AGE	EXP.	COLLEGE	HOMETOWN	HOW ACQ.
17	Adams, Davante	WR	6-1	215	27	7	Fresno State	Palo Alto, Calif.	D2-14
90	Adams, Montravius	DL	6-4	304	25	4	Auburn	Vienna, Ga.	D3-17
23	Alexander, Jaire	CB	5-10	196	23	3	Louisville	Charlotte, N.C.	D1-18
31	Amos, Adrian	S	6-0	214	27	6	Penn State	Baltimore, Md.	UFA-19 (CHI)
69	Bakhtiari, David	T	6-4	310	28	8	Colorado	San Mateo, Calif.	D4a-13
51	Barnes, Krys	LB	6-2	229	22	R	UCLA	Bakersfield, Calif.	FA-20
8	Boyle, Tim	QB	6-4	232	25	3	Eastern Kentucky	Middletown, Conn.	FA-18
43	Bradley, Hunter	LS	6-3	241	26	3	Mississippi State	Collierville, Tenn.	D7b-18
42	Burks, Oren	LB	6-3	233	25	3	Vanderbilt	Lorton, Va.	D3-18
97	Clark, Kenny	DL	6-3	314	24	5	UCLA	Rialto, Calif.	D1-16
2	Crosby, Mason	K	6-1	207	36	14	Colorado	Georgetown, Texas	D6c-07
81	Deguara, Josiah	TE	6-2	238	23	R	Cincinnati	Folsom, Calif.	D3-20
28	Dillon, AJ	RB	6-0	247	22	R	Boston College	Groton, Mass.	D2-20
32	Ervin, Tyler	RB	5-10	192	26	5	San Jose State	Colton, Calif.	W (JAX)-19
53	Garvin, Jonathan	LB	6-4	257	21	R	Miami	Lake Worth, Fla.	D7b-20
52	Gary, Rashan	LB	6-5	277	22	2	Michigan	Paramus, N.J.	D1a-19
24	Greene, Raven	S	5-11	197	25	3	James Madison	Virginia Beach, Va.	FA-18
29	Hollman, Ka'dar	CB	6-0	196	25	2	Toledo	Burlington, N.J.	D6a-19
37	Jackson, Josh	CB	6-0	196	24	3	Iowa	Corinth, Texas	D2-18
74	Jenkins, Elgton	G	6-5	311	24	2	Mississippi State	Clarksdale, Miss.	D2-19
33	Jones, Aaron	RB	5-9	208	25	4	Texas-El Paso	El Paso, Texas	D5b-17
96	Keke, Kingsley	DL	6-3	288	23	2	Texas A&M	Richmond, Texas	D5-19
20	King, Kevin	CB	6-3	200	25	4	Washington	Oakland, Calif.	D2a-17
58	Kirksey, Christian	LB	6-2	235	28	7	Iowa	St. Louis, Mo.	FA-20
95	Lancaster, Tyler	DL	6-3	313	25	3	Northwestern	Plainfield, Ill.	FA-18
13	Lazard, Allen	WR	6-5	227	24	2	Iowa State	Urbandale, Iowa	FA-18 (PS-Jax.)
89	Lewis, Marcedes	TE	6-6	267	36	15	UCLA	Long Beach, Calif.	FA-18
63	Linsley, Corey	C	6-3	301	29	7	Ohio State	Boardman, Ohio	D5a-14
10	Love, Jordan	QB	6-4	219	21	R	Utah State	Bakersfield, Calif.	D1-20
94	Lowry, Dean	DL	6-6	296	26	5	Northwestern	Rockford, Ill.	D4b-16
35	Nickerson, Parry	CB	5-10	182	25	3	Tulane	Harvey, La.	FA-20
73	Nijman, Yosh	T	6-7	314	24	1	Virginia Tech	Maplewood, N.J.	FA-19
62	Patrick, Lucas	G	6-3	313	27	4	Duke	Brentwood, Tenn.	FA-16
56	Ramsey, Randy	LB	6-3	238	25	1	Arkansas	Fort Lauderdale, Fla.	FA-19
25	Redmond, Will	S	5-11	186	26	5	Mississippi State	Memphis, Tenn.	FA-18
12	Rodgers, Aaron	QB	6-2	225	36	16	California	Chico, Calif.	D1-05
76	Runyan, Jon	G	6-4	307	23	R	Michigan	Philadelphia, Pa.	D6a-20
26	Savage, Darnell	S	5-11	198	23	2	Maryland	Bear, Del.	D1b-19
6	Scott, JK	P	6-6	208	24	3	Alabama	Denver, Colo.	D5b-18
36	Scott, Vernon	S	6-2	202	23	R	TCU	Arlington, Texas	D7a-20
91	Smith, Preston	LB	6-5	265	27	6	Mississippi State	Stone Mountain, Ga.	UFA-19 (WAS)
55	Smith, Za'Darius	LB	6-4	272	28	6	Kentucky	Greenville, Ala.	UFA-19 (BAL)
19	St. Brown, Equanimeous	WR	6-5	214	23	3	Notre Dame	Anaheim, Calif.	D6-18
87	Sternberger, Jace	TE	6-4	251	24	2	Texas A&M	Kingfisher, Okla.	D3-19
39	Sullivan, Chandon	CB	5-11	189	24	3	Georgia State	Winder, Ga.	FA-19
44	Summers, Ty	LB	6-1	241	24	2	TCU	San Antonio, Texas	D7-19
65	Taylor, Lane	G	6-3	324	30	8	Oklahoma State	Arlington, Texas	FA-13
86	Taylor, Malik	WR	6-1	220	24	1	Ferris State	Montrose, Mich.	FA-19
85	Tonyan, Robert	TE	6-5	237	26	3	Indiana State	McHenry, Ill.	FA-17
77	Turner, Billy	G/T	6-5	310	28	7	North Dakota State	Arden Hills, Minn.	UFA-19 (DEN)
83	Valdes-Scantling, Marquez	WR	6-4	206	25	3	South Florida	St. Petersburg, Fla.	D5c-18
71	Wagner, Rick	T	6-6	315	30	8	Wisconsin	West Allis, Wis.	FA-20
30	Williams, Jamaal	RB	6-0	213	25	4	Brigham Young	Fontana, Calif.	D4b-17
Practice Squad (15)									
84	Begelton, Reggie	WR	6-0	200	27	1	Lamar	Beaumont, Texas	FA-20
41	Black, Henry	S	6-0	204	23	R	Baylor	Shreveport, La.	FA-20
16	Foster, Robert	WR	6-2	196	26	3	Alabama	Monaca, PA	FA-20
50	Galeai, Tipa	LB	6-5	229	23	R	Utah State	Euless, Texas	FA-20
67	Hanson, Jake	C	6-4	296	23	R	Oregon	Eureka, Calif.	D6b-20
59	Harris, De'Jon	LB	6-0	231	22	R	Arkansas	Marrero, La.	FA-20
68	Johnson, Zack	G	6-6	301	23	R	North Dakota State	Spring Lake Park, Minn.	FA-20
45	Lovett, John	TE	6-2	234	24	2	Princeton	Hyattsville, Md.	W (KC)-20
79	Mack, Daylon	DL	6-1	336	23	2	Texas A&M	Gladewater, Texas	FA-20
99	Previlon, Willington	DL	6-5	287	23	R	Rutgers	Orange, N.J.	FA-20
57	Roberts, Greg	LB	6-5	258	24	2	Baylor	Nacogdoches, Texas	FA-19
46	Samuels, Stanford	CB	6-1	187	21	R	Florida State	Pembroke Pines, Fla.	FA-20
98	Scott, Delontae	DL	6-5	246	23	R	SMU	Irving, Texas	FA-20
9	Shepherd, Darrius	WR	5-11	186	24	2	North Dakota State	Blue Springs, Mo.	FA-19
22	Williams, Dexter	RB	5-11	212	23	2	Notre Dame	Winter Garden, Fla.	D6b-19
Reserve/PUP (1)									
40	Bolton, Curtis	LB	6-0	228	24	2	Oklahoma	Murrieta, Calif.	FA-19
Reserve/NFIN (2)									
72	Stepaniak, Simon	G	6-4	316	23	R	Indiana	Hamilton, Ohio	D6c-20
27	Taylor, Patrick	RB	6-2	217	22	R	Memphis	Humble, Texas	FA-20
Injured Reserve (2)									
48	Ento, Kabion	CB	6-1	187	24	1	Colorado	Pine Bluff, Ark.	FA-19
54	Martin, Kamal	LB	6-3	240	22	R	Minnesota	Burnsville, Minn.	D5-20
Reserve/Opt-Out (1)									
11	Funchess, Devin	WR	6-4	225	26	6	Michigan	Farmington Hills, Mich.	UFA-20 (IND)

ROSTER/NUMERICAL

NO.	NAME	POS.	HT.	WT.	AGE	EXP.	COLLEGE	HOMETOWN	HOW ACQ.
2	Mason Crosby	K	6-1	207	36	14	Colorado	Georgetown, Texas	D6c-07
6	JK Scott	P	6-6	208	24	3	Alabama	Denver, Colo.	D5b-18
8	Tim Boyle	QB	6-4	232	25	3	Eastern Kentucky	Middletown, Conn.	FA-18
10	Jordan Love	QB	6-4	219	21	R	Utah State	Bakersfield, Calif.	D1-20
12	Aaron Rodgers	QB	6-2	225	36	16	California	Chico, Calif.	D1-05
13	Allen Lazard	WR	6-5	227	24	2	Iowa State	Urbandale, Iowa	FA-18 (PS-Jax.)
17	Davante Adams	WR	6-1	215	27	7	Fresno State	Palo Alto, Calif.	D2-14
19	Equanimeous St. Brown	WR	6-5	214	23	3	Notre Dame	Anaheim, Calif.	D6-18
20	Kevin King	CB	6-3	200	25	4	Washington	Oakland, Calif.	D2a-17
23	Jaire Alexander	CB	5-10	196	23	3	Louisville	Charlotte, N.C.	D1-18
24	Raven Greene	S	5-11	197	25	3	James Madison	Virginia Beach, Va.	FA-18
25	Will Redmond	S	5-11	186	26	5	Mississippi State	Memphis, Tenn.	FA-18
26	Darnell Savage	S	5-11	198	23	2	Maryland	Bear, Del.	D1b-19
28	AJ Dillon	RB	6-0	247	22	R	Boston College	Groton, Mass.	D2-20
29	Ka'dar Hollman	CB	6-0	196	25	2	Toledo	Burlington, N.J.	D6a-19
30	Jamaal Williams	RB	6-0	213	25	4	Brigham Young	Fontana, Calif.	D4b-17
31	Adrian Amos	S	6-0	214	27	6	Penn State	Baltimore, Md.	UFA-19 (CHI)
32	Tyler Ervin	RB	5-10	192	26	5	San Jose State	Colton, Calif.	W (JAX)-19
33	Aaron Jones	RB	5-9	208	25	4	Texas-El Paso	El Paso, Texas	D5b-17
35	Parry Nickerson	CB	5-10	182	25	3	Tulane	Harvey, La.	FA-20
36	Vernon Scott	S	6-2	202	23	R	TCU	Arlington, Texas	D7a-20
37	Josh Jackson	CB	6-0	196	24	3	Iowa	Corinth, Texas	D2-18
39	Chandon Sullivan	CB	5-11	189	24	3	Georgia State	Winder, Ga.	FA-19
42	Oren Burks	LB	6-3	233	25	3	Vanderbilt	Lorton, Va.	D3-18
43	Hunter Bradley	LS	6-3	241	26	3	Mississippi State	Collierville, Tenn.	D7b-18
44	Ty Summers	LB	6-1	241	24	2	TCU	San Antonio, Texas	D7-19
51	Krys Barnes	LB	6-2	229	22	R	UCLA	Bakersfield, Calif.	FA-20
52	Rashan Gary	LB	6-5	277	22	2	Michigan	Paramus, N.J.	D1a-19
53	Jonathan Garvin	LB	6-4	257	21	R	Miami	Lake Worth, Fla.	D7b-20
55	Za'Darius Smith	LB	6-4	272	28	6	Kentucky	Greenville, Ala.	UFA-19 (BAL)
56	Randy Ramsey	LB	6-3	238	25	1	Arkansas	Fort Lauderdale, Fla.	FA-19
58	Christian Kirksey	LB	6-2	235	28	7	Iowa	St. Louis, Mo.	FA-20
62	Lucas Patrick	G	6-3	313	27	4	Duke	Brentwood, Tenn.	FA-16
63	Corey Linsley	C	6-3	301	29	7	Ohio State	Boardman, Ohio	D5a-14
65	Lane Taylor	G	6-3	324	30	8	Oklahoma State	Arlington, Texas	FA-13
69	David Bakhtiari	T	6-4	310	28	8	Colorado	San Mateo, Calif.	D4a-13
71	Rick Wagner	T	6-6	315	30	8	Wisconsin	West Allis, Wis.	FA-20
73	Yosh Nijman	T	6-7	314	24	1	Virginia Tech	Maplewood, N.J.	FA-19
74	Elgton Jenkins	G	6-5	311	24	2	Mississippi State	Clarksdale, Miss.	D2-19
76	Jon Runyan	G	6-4	307	23	R	Michigan	Philadelphia, Pa.	D6a-20
77	Billy Turner	G/T	6-5	310	28	7	North Dakota State	Arden Hills, Minn.	UFA-19 (DEN)
81	Josiah Deguara	TE	6-2	238	23	R	Cincinnati	Folsom, Calif.	D3-20
83	Marquez Valdes-Scantling	WR	6-4	206	25	3	South Florida	St. Petersburg, Fla.	D5c-18
85	Robert Tonyan	TE	6-5	237	26	3	Indiana State	McHenry, Ill.	FA-17
86	Malik Taylor	WR	6-1	220	24	1	Ferris State	Montrose, Mich.	FA-19
87	Jace Sternberger	TE	6-4	251	24	2	Texas A&M	Kingfisher, Okla.	D3-19
89	Marcedes Lewis	TE	6-6	267	36	15	UCLA	Long Beach, Calif.	FA-18
90	Montravius Adams	DL	6-4	304	25	4	Auburn	Vienna, Ga.	D3-17
91	Preston Smith	LB	6-5	265	27	6	Mississippi State	Stone Mountain, Ga.	UFA-19 (WAS)
94	Dean Lowry	DL	6-6	296	26	5	Northwestern	Rockford, Ill.	D4b-16
95	Tyler Lancaster	DL	6-3	313	25	3	Northwestern	Plainfield, Ill.	FA-18
96	Kingsley Keke	DL	6-3	288	23	2	Texas A&M	Richmond, Texas	D5-19
97	Kenny Clark	DL	6-3	314	24	5	UCLA	Rialto, Calif.	D1-16
Practice Squad (15)									
9	Darrius Shepherd	WR	5-11	186	24	2	North Dakota State	Blue Springs, Mo.	FA-19
16	Robert Foster	WR	6-2	196	26	3	Alabama	Monaca, PA	FA-20
22	Dexter Williams	RB	5-11	212	23	2	Notre Dame	Winter Garden, Fla.	D6b-19
41	Henry Black	S	6-0	204	23	R	Baylor	Shreveport, La.	FA-20
45	John Lovett	TE	6-2	234	24	2	Princeton	Hyattsville, Md.	W (KC)-20
46	Stanford Samuels	CB	6-1	187	21	R	Florida State	Pembroke Pines, Fla.	FA-20
50	Tipa Galeai	LB	6-5	229	23	R	Utah State	Euless, Texas	FA-20
57	Greg Roberts	LB	6-5	258	24	2	Baylor	Nacogdoches, Texas	FA-19
59	De'Jon Harris	LB	6-0	231	22	R	Arkansas	Marrero, La.	FA-20
67	Jake Hanson	C	6-4	296	23	R	Oregon	Eureka, Calif.	D6b-20
68	Zack Johnson	G	6-6	301	23	R	North Dakota State	Spring Lake Park, Minn.	FA-20
79	Daylon Mack	DL	6-1	336	23	2	Texas A&M	Gladewater, Texas	FA-20
84	Reggie Begelton	WR	6-0	200	27	1	Lamar	Beaumont, Texas	FA-20
98	Delontae Scott	DL	6-5	246	23	R	SMU	Irving, Texas	FA-20
99	Willington Previlon	DL	6-5	287	23	R	Rutgers	Orange, N.J.	FA-20
Reserve/PUP (1)									
40	Curtis Bolton	LB	6-0	228	24	2	Oklahoma	Murrieta, Calif.	FA-19
Reserve/NFIN (2)									
27	Patrick Taylor	RB	6-2	217	22	R	Memphis	Humble, Texas	FA-20
72	Simon Stepaniak	G	6-4	316	23	R	Indiana	Hamilton, Ohio	D6c-20
Injured Reserve (2)									
48	Kabion Ento	CB	6-1	187	24	1	Colorado	Pine Bluff, Ark.	FA-19
54	Kamal Martin	LB	6-3	240	22	R	Minnesota	Burnsville, Minn.	D5-20
Reserve/Opt-Out (1)									
11	Devin Funchess	WR	6-4	225	26	6	Michigan	Farmington Hills, Mich.	UFA-20 (IND)

DEPTH CHART

Unofficial, Sept. 15, 2020

OFFENSE

WR:	17	Davante Adams	19	Equanimeous St. Brown		
LT:	69	David Bakhtiari	73	Yosh Nijman		
LG:	74	Elgton Jenkins	76	Jon Runyan		
C:	63	Corey Linsley	62	Lucas Patrick		
RG:	62	Lucas Patrick	76	Jon Runyan		
RT:	77	Billy Turner	71	Rick Wagner		
TE:	89	Marcedes Lewis	85	Robert Tonyan	87	Jace Sternberger
					81	Josiah Deguara
WR:	13	Allen Lazard	86	Malik Taylor		
WR:	83	Marquez Valdes-Scantling	19	Equanimeous St. Brown		
QB:	12	Aaron Rodgers	8	Tim Boyle	10	Jordan Love
RB:	33	Aaron Jones	30	Jamaal Williams	32	Tyler Ervin
					28	AJ Dillon

DEFENSE

DE:	94	Dean Lowry	90	Montravius Adams		
NT:	97	Kenny Clark	90	Montravius Adams		
DE:	95	Tyler Lancaster	96	Kingsley Keke		
OLB:	91	Preston Smith	56	Randy Ramsey	53	Jonathan Garvin
ILB:	58	Christian Kirksey	51	Krys Barnes	42	Oren Burks
					44	Ty Summers
OLB:	55	Za'Darius Smith	52	Rashan Gary		
CB:	23	Jaire Alexander	29	Ka'dar Hollman		
CB:	20	Kevin King	35	Parry Nickerson		
CB:	39	Chandon Sullivan	37	Josh Jackson		
S:	31	Adrian Amos	25	Will Redmond	36	Vernon Scott
S:	26	Darnell Savage	24	Raven Greene		

SPECIAL TEAMS

K:	2	Mason Crosby		
P:	6	JK Scott		
H:	6	JK Scott		
PR:	32	Tyler Ervin	37	Josh Jackson
KR:	32	Tyler Ervin	39	Chandon Sullivan
LS:	43	Hunter Bradley		

Rookies are underlined

COACH LOCATIONS AT LAMBEAU FIELD

▶**Coaches' Box**: Butch Barry (senior analyst), Luke Butkus (assistant offensive line), Wendel Davis (defensive quality control), Ryan Downard (assistant defensive backs), Nathaniel Hackett (offensive coordinator), Kevin Koger (offensive quality control), Connor Lewis (offensive quality control), Christian Parker (defensive quality control) and Rayna Stewart (special teams quality control).

▶**Sideline**: Maurice Drayton (assistant special teams), Luke Getsy (quarterbacks/passing game coordinator), Jerry Gray (defensive backs), Ruvell Martin (coaching assistant - minority fellowship), Shawn Mennenga (special teams coordinator), Jerry Montgomery (defensive line), Kirk Olivadotti (inside linebackers), Justin Outten (tight ends), Mike Pettine (defensive coordinator), Ben Sirmans (running backs), Mike Smith (outside linebackers), Adam Stenavich (offensive line) and Jason Vrable (wide receivers).

**Locations may vary in away stadiums*

ROSTER/POSITIONAL

QUARTERBACKS (3)

8 Boyle, Tim ..... QB
12 Rodgers, Aaron ..... QB
10 Love, Jordan ..... QB

RUNNING BACKS (6)

22 Williams, Dexter (PS) ..... RB
28 Dillon, AJ ..... RB
32 Ervin, Tyler ..... RB
27 Taylor, Patrick (R/NFIN) ..... RB
30 Williams, Jamaal ..... RB
33 Jones, Aaron ..... RB

WIDE RECEIVERS (9)

9 Shepherd, Darrius (PS) ..... WR
13 Lazard, Allen ..... WR
17 Adams, Davante ..... WR
83 Valdes-Scantling, Marquez ..... WR
86 Taylor, Malik ..... WR
11 Funchess, Devin (R/OO) ..... WR
16 Foster, Robert (PS) ..... WR
19 St. Brown, Equanimeous ..... WR
84 Begelton, Reggie (PS) ..... WR

TIGHT ENDS (5)

45 Lovett, John (PS) ..... TE
85 Tonyan, Robert ..... TE
89 Lewis, Marcedes ..... TE
81 Deguara, Josiah ..... TE
87 Sternberger, Jace ..... TE

OFFENSIVE LINE (12)

62 Patrick, Lucas ..... G
65 Taylor, Lane ..... G
68 Johnson, Zack (PS) ..... G
71 Wagner, Rick ..... T
73 Nijman, Yosh ..... T
76 Runyan, Jon ..... G
63 Linsley, Corey C
67 Hanson, Jake (PS) C
69 Bakhtiari, David ..... T
72 Stepaniak, Simon (R/NFIN) ..... G
74 Jenkins, Elgton ..... G
77 Turner, Billy ..... G/T

LINEBACKERS (14)

40 Bolton, Curtis (R/PUP) ..... LB
44 Summers, Ty ..... LB
51 Barnes, Krys ..... LB
53 Garvin, Jonathan ..... LB
55 Smith, Za'Darius ..... LB
57 Roberts, Greg (PS) ..... LB
59 Harris, De'Jon (PS) ..... LB
42 Burks, Oren ..... LB
50 Galeai, Tipa (PS) ..... LB
52 Gary, Rashan ..... LB
54 Martin, Kamal (IR) ..... LB
56 Ramsey, Randy ..... LB
58 Kirksey, Christian ..... LB
91 Smith, Preston ..... LB

DEFENSIVE BACKS (14)

20 King, Kevin ..... CB
24 Greene, Raven ..... S
26 Savage, Darnell ..... S
31 Amos, Adrian ..... S
36 Scott, Vernon ..... S
39 Sullivan, Chandon ..... CB
46 Samuels, Stanford (PS) ..... CB
23 Alexander, Jaire ..... CB
25 Redmond, Will ..... S
29 Hollman, Ka'dar ..... CB
35 Nickerson, Parry ..... CB
37 Jackson, Josh ..... CB
41 Black, Henry (PS) ..... S
48 Ento, Kabion (IR) ..... CB

DEFENSIVE LINE (8)

79 Mack, Daylon (PS) ..... DL
94 Lowry, Dean ..... DL
96 Keke, Kingsley ..... DL
98 Scott, Delontae (PS) ..... DL
90 Adams, Montravius ..... DL
95 Lancaster, Tyler ..... DL
97 Clark, Kenny ..... DL
99 Previlon, Willington (PS) ..... DL

SPECIALISTS (3)

2 Crosby, Mason ..... K
43 Bradley, Hunter ..... LS
6 Scott, JK ..... P

ROSTER/HOW BUILT

YEAR	DRAFTEES (35)	FREE AGENTS (17)	COLLEGE FREE AGENTS (19)	TRADES/WAIVERS (2)	PRACTICE SQUAD (1)
2005	QB A. Rodgers (1)				
2007	K M. Crosby (6c)				
2013	T D. Bakhtiari (4a)		G L. Taylor (FA-13)		
2014	WR D. Adams (2) C C. Linsley (5a)				
2016	DL K. Clark (1) DL D. Lowry (4b)		G L. Patrick (FA-16)		
2017	CB K. King (2a) DL M. Adams (3) RB J. Williams (4b) RB A. Jones (5b)	TE R. Tonyan (FA-17)			
2018	CB J. Alexander (1) CB J. Jackson (2) LB O. Burks (3) P J. Scott (5b) WR M. Valdes-Scantling (5c) WR E. St. Brown (6) LS H. Bradley (7b)	TE M. Lewis (FA-18) S W. Redmond (FA-18)	QB T. Boyle (FA-18) S R. Greene (FA-18) DL T. Lancaster (FA-18)		WR A. Lazard (FA-18 PS-Jax.)
2019	LB R. Gary (1a) S D. Savage (1b) G E. Jenkins (2) TE J. Sternberger (3) DL K. Keke (5) CB K. Hollman (6a) RB D. Williams (6b) ^ LB T. Summers (7)	S A. Amos (UFA-19 CHI) LB P. Smith (UFA-19 WAS) LB Z. Smith (UFA-19 BAL) CB C. Sullivan (FA-19) WR M. Taylor (FA-19) G/T B. Turner (UFA-19 DEN)	LB C. Bolton (FA-19) CB K. Ento (FA-19) * T Y. Nijman (FA-19) LB R. Ramsey (FA-19) LB G. Roberts (FA-19) ^ WR D. Shepherd (FA-19) ^	RB T. Ervin (W JAX -19)	
2020	QB J. Love (1) RB A. Dillon (2) TE J. Deguara (3) LB K. Martin (5) * G J. Runyan (6a) C J. Hanson (6b) ^ G S. Stepaniak (6c) S V. Scott (7a) LB J. Garvin (7b)	WR R. Begelton (FA-20) ^ WR R. Foster (FA-20) ^ WR D. Funchess (UFA-20 IND) **0** LB D. Harris (FA-20) ^ LB C. Kirksey (FA-20) DL D. Mack (FA-20) ^ CB P. Nickerson (FA-20) T R. Wagner (FA-20)	LB K. Barnes (FA-20) S H. Black (FA-20) ^ LB T. Galeai (FA-20) ^ G Z. Johnson (FA-20) ^ DL W. Previlon (FA-20) ^ CB S. Samuels (FA-20) ^ DL D. Scott (FA-20) ^ RB P. Taylor (FA-20)	TE J. Lovett (W KC -20) ^	

Key: *Reserve/PUP, * Injured Reserve, ^ Practice Squad,* ***0*** *Reserve/Opt-Out, Reserve/NFIN*

ROSTER/GAME-BY-GAME STARTERS

2020 REGULAR SEASON OFFENSE OFFENSE												
DATE	OPPONENT	WR	TE	LT	LG	C	RG	RT	TE	WR	QB	RB
9/13	at Minnesota	D. Adams	M. Lewis	D. Bakhtiari	L. Patrick	C. Linsley	L. Taylor	E. Jenkins	J. Deguara	A. Lazard	A. Rodgers	A. Jones
9/20	Detroit	--	--	--	--	--	--	--	--	--	--	--
9/27	at New Orleans	--	--	--	--	--	--	--	--	--	--	--
10/5	Atlanta	--	--	--	--	--	--	--	--	--	--	--
10/18	at Tampa Bay	--	--	--	--	--	--	--	--	--	--	--
10/25	at Houston	--	--	--	--	--	--	--	--	--	--	--
11/1	Minnesota	--	--	--	--	--	--	--	--	--	--	--
11/5	at San Francisco	--	--	--	--	--	--	--	--	--	--	--
11/15	Jacksonville	--	--	--	--	--	--	--	--	--	--	--
11/22	at Indianapolis	--	--	--	--	--	--	--	--	--	--	--
11/29	Chicago	--	--	--	--	--	--	--	--	--	--	--
12/6	Philadelphia	--	--	--	--	--	--	--	--	--	--	--
12/13	at Detroit	--	--	--	--	--	--	--	--	--	--	--
12/20	Carolina	--	--	--	--	--	--	--	--	--	--	--
12/27	Tennessee	--	--	--	--	--	--	--	--	--	--	--
1/3	at Chicago	--	--	--	--	--	--	--	--	--	--	--

2020 REGULAR SEASON DEFENSE DEFENSE												
DATE	OPPONENT	DE	NT	DE	OLB	ILB	ILB	OLB	CB	CB	S	S
9/13	at Minnesota	D. Lowry	K. Clark	K. Keke	P. Smith	C. Kirksey	K. Barnes	Z. Smith	J. Alexander	K. King	A. Amos	D. Savage
9/20	Detroit	--	--	--	--	--	--	--	--	--	--	--
9/27	at New Orleans	--	--	--	--	--	--	--	--	--	--	--
10/5	Atlanta	--	--	--	--	--	--	--	--	--	--	--
10/18	at Tampa Bay	--	--	--	--	--	--	--	--	--	--	--
10/25	at Houston	--	--	--	--	--	--	--	--	--	--	--
11/1	Minnesota	--	--	--	--	--	--	--	--	--	--	--
11/5	at San Francisco	--	--	--	--	--	--	--	--	--	--	--
11/15	Jacksonville	--	--	--	--	--	--	--	--	--	--	--
11/22	at Indianapolis	--	--	--	--	--	--	--	--	--	--	--
11/29	Chicago	--	--	--	--	--	--	--	--	--	--	--
12/6	Philadelphia	--	--	--	--	--	--	--	--	--	--	--
12/13	at Detroit	--	--	--	--	--	--	--	--	--	--	--
12/20	Carolina	--	--	--	--	--	--	--	--	--	--	--
12/27	Tennessee	--	--	--	--	--	--	--	--	--	--	--
1/3	at Chicago	--	--	--	--	--	--	--	--	--	--	--

Rookies underlined.

Supplemental Stats

TEAM STATS

GREEN BAY PACKERS / REGULAR SEASON WEEK 1 / THROUGH SUNDAY, SEPTEMBER 13, 2020

WON 1, LOST 0				MATT LAFLEUR (1 GAME)
09/13	W	43-34	at Minnesota	0

2020 TEAM STATISTICS

	GB	OPP.
FIRST DOWNS	**31**	**25**
Rushing	11	10
Passing	17	12
Penalty	3	3
Third Down-Made/Att	6/11	3/6
Third Down Efficiency	54.5%	50.0%
Fourth Down-Made/Att	1/2	0/1
Fourth Down Efficiency	50.0%	0.0%
TOTAL NET YARDS	**522**	**382**
Avg. Per Game	522.0	382.0
Total Plays	76	49
Avg. Per Play	6.9	7.8
NET YARDS RUSHING	**158**	**134**
Avg. Per Game	158.0	134.0
Total Rushes	32	22
Avg. Per Rush	4.9	6.1
NET YARDS PASSING	**364**	**248**
Avg. Per Game	364.0	248.0
Sacked/Yards Lost	0/0	2/11
Gross Yards	364	259
Attempts/Completions	44/32	25/19
Pct. of Completion	72.7%	76.0%
Had Intercepted	0	1
PUNTS/AVERAGE	**1/40.0**	**2/40.0**
Net Punting Average	40.0	40.0
PUNT RETURN/AVG.	**1/0.0**	**0/0**
KICKOFF RETURN/AVG.	**1/18.0**	**2/32.0**
INTERCEPTION RETURN/AVG.	**1/-4.0**	**0/0.0**
PENALTIES/YARDS	**6/63**	**5/20**
FUMBLES/BALL LOST	**1/0**	**0/0**
TOUCHDOWNS	**5**	**4**
Rushing	1	2
Passing	4	2
Returns	0	0
EXTRA POINTS/ATTEMPTS	**5/5**	**1/1**
TWO POINT CONVERSION/ATT.	**0/0**	**3/3**
FIELD GOALS/ATTEMPTS	**2/2**	**1/1**
AVG. TIME OF POSSESSION	**41:16**	**18:44**

SCORE BY PERIODS	Q1	Q2	Q3	Q4	OT	PTS
TEAM	3	19	7	14	0	43
OPPONENTS	7	3	0	24	0	34

SCORING	TD	RU	PA	RT	K-PAT	FG	2PT	S	PTS
D. Adams	2	0	2	0	0/0	0/0	0	0	12
M. Crosby	0	0	0	0	5/5	2/2	0	0	11
A. Jones	1	1	0	0	0/0	0/0	0	0	6
A. Lazard	1	0	1	0	0/0	0/0	0	0	6
M. Valdes-Scantling	1	0	1	0	0/0	0/0	0	0	6
J. Alexander	0	0	0	0	0/0	0/0	0	1	2
TEAM	**5**	**1**	**4**	**0**	**5/5**	**2/2**	**0**	**1**	**43**
OPPONENTS	**4**	**2**	**2**	**0**	**1/1**	**1/1**	**3**	**0**	**34**

2-Pt Conv: **TM** 0-0 **OPP** 3-3
SACKS: Z. Smith 1.0, J. Alexander 1.0, **TM** 2.0, **OPP** 0.0 **FUM/LOST:** A. Jones 1/0, **TM** 1/0, **OPP** 0/0

RUSHING	NO.	YDS	AVG	LONG	TD
A. Jones	16	66	4.1	15	1
T. Ervin	3	38	12.7	21	0
J. Williams	7	21	3.0	5	0
A. Lazard	1	19	19.0	19	0
A. Dillon	2	14	7.0	8	0
A. Rodgers	1	2	2.0	2	0
T. Boyle	2	-2	-1.0	-1	0
TEAM	**32**	**158**	**4.9**	**21**	**1**
OPPONENTS	**22**	**134**	**6.1**	**21**	**2**

RECEIVING	TAR	NO.	YDS	AVG	LONG	TD
D. Adams	17	14	156	11.1	40	2
M. Valdes-Scantling	6	4	96	24.0	45t	1
A. Lazard	4	4	63	15.8	38	1
J. Williams	4	4	21	5.3	15	0
J. Deguara	2	1	12	12.0	12	0
A. Jones	6	4	10	2.5	6	0
T. Ervin	1	1	6	6.0	6	0
J. Sternberger	1	0	0	0.0	0	0
TEAM	**41**	**32**	**364**	**11.4**	**45t**	**4**
OPPONENTS	**25**	**19**	**259**	**13.6**	**37t**	**2**

INTERCEPTIONS	NO.	YDS	AVG	LONG	TD
J. Alexander	1	-4	-4.0	-4	0
TEAM	**1**	**-4**	**-4.0**	**0**	**0**

FUMBLES	FUM	LST	FF	REC	TD
A. Jones	1	0	0	0	0
TEAM	**1**	**0**	**0**	**0**	**0**

PUNTING	NO.	YDS	AVG	NET	TB	IN	LG	B
J. Scott	1	40	40.0	40.0	0	1	40	0
TEAM	**1**	**40**	**40.0**	**40.0**	**0**	**1**	**40**	**0**
OPPONENTS	**2**	**80**	**40.0**	**40.0**	**0**	**1**	**40**	**0**

PUNT RETURNS	RET	FC	YDS	AVG	LONG	TD
T. Ervin	1	1	0	0.0	0	0
TEAM	**1**	**1**	**0**	**0.0**	**0**	**0**

KICKOFF RETURNS	NO.	YDS	AVG	LONG	TD
T. Ervin	1	18	18.0	18	0
TEAM	**1**	**18**	**18.0**	**18**	**0**
OPPONENTS	**2**	**64**	**32.0**	**38**	**0**

FIELD GOALS	1-19	20-29	30-39	40-49	50+
M. Crosby	0/0	0/0	1/1	1/1	0/0
TEAM	**0/0**	**0/0**	**1/1**	**1/1**	**0/0**
OPPONENTS	**0/0**	**0/0**	**1/1**	**0/0**	**0/0**

M. Crosby: (31G, 43G)
OPP: (35G)

PASSING	ATT	CMP	YDS	CMP%	YDS/ATT	TD	TD%	INT	INT%	LONG	SACK/	LOST	RATING
A. Rodgers	44	32	364	72.7	8.3	4	9.1	0	0.0	45t	0/	0	127.5
TEAM	**44**	**32**	**364**	**72.7**	**8.3**	**4**	**9.1**	**0**	**0.0**	**45t**	**0/**	**0**	**127.5**
OPPONENTS	**25**	**19**	**259**	**76.0**	**10.4**	**2**	**8.0**	**1**	**4.0**	**37t**	**2/**	**11**	**118.6**

DEFENSIVE STATS

2020 REGULAR SEASON GREEN BAY PACKERS DEFENSIVE STATS (THROUGH WEEK 1)

POS.	PLAYER	SOLO	ASST.	TOTAL	TFL	SACKS/YDS.	PR	FR	FF	INT./YDS.	PD
LB	C. Kirksey	6	6	12	0	0.0/0.0	0	0	0	0/0	0
LB	K. Barnes	4	2	6	2	0.0/0.0	0	0	0	0/0	0
CB	J. Alexander	4	1	5	1	1.0/4.0	1	0	0	1/-4	1
CB	K. King	4	1	5	0	0.0/0.0	0	0	0	0/0	0
S	D. Savage	3	2	5	0	0.0/0.0	0	0	0	0/0	0
CB	C. Sullivan	2	1	3	0	0.0/0.0	0	0	0	0/0	0
S	W. Redmond	2	0	2	0	0.0/0.0	0	0	0	0/0	0
LB	Z. Smith	2	0	2	1	1.0/7.0	1	0	0	0/0	0
S	A. Amos	1	1	2	0	0.0/0.0	0	0	0	0/0	0
DL	K. Clark	1	1	2	0	0.0/0.0	0	0	0	0/0	0
LB	R. Gary	1	1	2	0	0.0/0.0	2	0	0	0/0	0
	TOTALS	**30**	**16**	**46**	**4**	**2.0/11.0**	**4**	**0**	**0**	**1/-4**	**1**

DEFENSIVE SCORES

INT (0)

FR (0)

Safety (1) (11:43) K.Cousins sacked in End Zone for -4 yards, SAFETY (J.Alexander). **@ MIN (09/13/20)**

SPECIAL TEAMS BIG PLAYS

FR (0)

Regular Season defensive and special teams statistics are based on press box statistics.

SPECIAL TEAMS STATS

2020 REGULAR SEASON SPECIAL TEAMS STATS								
PLAYER	TACKLES	SOLO	ASSISTS	FOR FUMBLES	FUMBLE REC	BLKD FG	BLKD PAT	BLKD PUNT
Krys Barnes	1	1	0	0	0	0	0	0
Ka'dar Hollman	1	0	1	0	0	0	0	0
Will Redmond	1	0	1	0	0	0	0	0
2020 TOTALS	**3**	**1**	**2**	**0**	**0**	**0**	**0**	**0**
OPPONENTS	**2**	**2**	**0**	**0**	**0**	**0**	**0**	**0**

OPPONENT STATS

DETROIT LIONS / REGULAR SEASON WEEK 1 / THROUGH SUNDAY, SEPTEMBER 13, 2020

WON 0, LOST 1				MATT PATRICIA (1 GAME)
09/13	L	23-27	Chicago	0

2020 TEAM STATISTICS

	DET	OPP.
FIRST DOWNS	**25**	**26**
Rushing	7	7
Passing	14	15
Penalty	4	4
Third Down-Made/Att	6/16	2/11
Third Down Efficiency	37.5%	18.2%
Fourth Down-Made/Att	0/0	1/2
Fourth Down Efficiency	0.0%	50.0%
TOTAL NET YARDS	**426**	**363**
Avg. Per Game	426.0	363.0
Total Plays	72	65
Avg. Per Play	5.9	5.6
NET YARDS RUSHING	**138**	**149**
Avg. Per Game	138.0	149.0
Total Rushes	29	28
Avg. Per Rush	4.8	5.3
NET YARDS PASSING	**288**	**214**
Avg. Per Game	288.0	214.0
Sacked/Yards Lost	1/9	1/28
Gross Yards	297	242
Attempts/Completions	42/24	36/20
Pct. of Completion	57.1%	55.6%
Had Intercepted	1	0
PUNTS/AVERAGE	**4/49.3**	**5/42.6**
Net Punting Average	49.3	39.4
PUNT RETURN/AVG.	**1/16.0**	**1/0.0**
KICKOFF RETURN/AVG.	**2/33.0**	**3/36.7**
INTERCEPTION RETURN/AVG.	**0/0.0**	**1/5.0**
PENALTIES/YARDS	**8/77**	**6/48**
FUMBLES/BALL LOST	**0/0**	**1/0**
TOUCHDOWNS	**2**	**3**
Rushing	1	0
Passing	1	3
Returns	0	0
EXTRA POINTS/ATTEMPTS	**2/2**	**3/3**
TWO POINT CONVERSION/ATT.	**0/0**	**0/0**
FIELD GOALS/ATTEMPTS	**3/4**	**2/2**
AVG. TIME OF POSSESSION	**30:55**	**29:05**

SCORE BY PERIODS	Q1	Q2	Q3	Q4	OT	PTS
TEAM	3	10	10	0	0	23
OPPONENTS	3	3	0	21	0	27

SCORING	TD	RU	PA	RT	K-PAT	FG	2PT	S	PTS
M. Prater	0	0	0	0	2/2	3/4	0	0	11
T. Hockenson	1	0	1	0	0/0	0/0	0	0	6
D. Swift	1	1	0	0	0/0	0/0	0	0	6
TEAM	**2**	**1**	**1**	**0**	**2/2**	**3/4**	**0**	**0**	**23**
OPPONENTS	**3**	**0**	**3**	**0**	**3/3**	**2/2**	**0**	**0**	**27**

2-Pt Conv: TM 0-0 **OPP** 0-0
SACKS: T. Flowers 1.0, **TM** 1.0, **OPP** 1.0 **FUM/LOST: TM** 0/0, **OPP** 1/0

RUSHING	NO.	YDS	AVG	LONG	TD
A. Peterson	14	93	6.6	21	0
M. Stafford	5	23	4.6	13	0
K. Johnson	7	14	2.0	5	0
D. Swift	3	8	2.7	6	1
TEAM	**29**	**138**	**4.8**	**21**	**1**
OPPONENTS	**28**	**149**	**5.3**	**20**	**0**

RECEIVING	TAR	NO.	YDS	AVG	LONG	TD
D. Amendola	7	5	81	16.2	32	0
T. Hockenson	5	5	56	11.2	24	1
M. Jones Jr.	8	4	55	13.8	21	0
Q. Cephus	10	3	43	14.3	20	0
M. Hall	2	1	26	26.0	26	0
A. Peterson	3	3	21	7.0	9	0
D. Swift	5	3	15	5.0	7	0
J. Agnew	1	0	0	0.0	0	0
TEAM	**41**	**24**	**297**	**12.4**	**32**	**1**
OPPONENTS	**36**	**20**	**242**	**12.1**	**27t**	**3**

INTERCEPTIONS	NO.	YDS	AVG	LONG	TD
OPPONENTS	**1**	**5**	**5.0**	**5**	**0**

FUMBLES	FUM	LST	FF	REC	TD
OPPONENTS	**1**	**0**	**0**	**0**	**0**

PUNTING	NO.	YDS	AVG	NET	TB	IN	LG	B
J. Fox	4	197	49.3	49.3	0	2	55	0
TEAM	**4**	**197**	**49.3**	**49.3**	**0**	**2**	**55**	**0**
OPPONENTS	**5**	**213**	**42.6**	**39.4**	**0**	**2**	**55**	**0**

PUNT RETURNS	RET	FC	YDS	AVG	LONG	TD
J. Agnew	1	3	16	16.0	16	0
TEAM	**1**	**3**	**16**	**16.0**	**16**	**0**
OPPONENTS	**1**	**1**	**0**	**0.0**	**0**	**0**

KICKOFF RETURNS	NO.	YDS	AVG	LONG	TD
J. Agnew	2	66	33.0	35	0
TEAM	**2**	**66**	**33.0**	**35**	**0**
OPPONENTS	**3**	**110**	**36.7**	**45**	**0**

FIELD GOALS	1-19	20-29	30-39	40-49	50+
M. Prater	0/0	1/1	1/1	1/1	0/1
TEAM	**0/0**	**1/1**	**1/1**	**1/1**	**0/1**
OPPONENTS	**0/0**	**1/1**	**1/1**	**0/0**	**0/0**

M. Prater: (27G, 32G, 44G, 55WR)
OPP: (35G, 28G)

PASSING	ATT	CMP	YDS	CMP%	YDS/ATT	TD	TD%	INT	INT%	LONG	SACK/LOST	RATING
M. Stafford	42	24	297	57.1	7.1	1	2.4	1	2.4	32	1/ 9	77.2
TEAM	**42**	**24**	**297**	**57.1**	**7.1**	**1**	**2.4**	**1**	**2.4**	**32**	**1/ 9**	**77.2**
OPPONENTS	**36**	**20**	**242**	**55.6**	**6.7**	**3**	**8.3**	**0**	**0.0**	**27t**	**1/ 28**	**104.2**

OFFENSE - TEAM STATS - GAME-BY-GAME

2020 REGULAR SEASON PACKERS GAME-BY-GAME OFFENSE

	09/13 @ MIN	09/20 DET	09/27 @ NO	10/05 ATL	10/18 @ TB	10/25 @ HOU	11/01 MIN	11/05 @ SF	11/15 JAX	11/22 @ IND	11/29 CHI	12/06 PHI	12/13 @ DET	12/20 CAR	12/27 TEN	01/03 @ CHI	**Totals**
FIRST DOWNS																	
Total	31																**31**
Rushing	11																**11**
Passing	17																**17**
Penalty	3																**3**
THIRD DOWNS																	
Attempts	11																**11**
Converted	6																**6**
Percentage	54.5%																**54.5%**
FOURTH DOWNS																	
Attempts	2																**2**
Converted	1																**1**
Percentage	50.0%																**50.0%**
TOT. OFFENSE																	
Net Yards	522																**522**
Plays	76																**76**
Avg./Play	6.9																**6.9**
RUSHING																	
Net Yards	158																**158**
Rush. Att.	32																**32**
Avg./Att.	4.9																**4.9**
PASSING																	
Net Yards	364																**364**
Attempts	44																**44**
Completions	32																**32**
Intercepted	0																**0**
Gross Yards	364																**364**
Sacked	0.0																**0.0**
Yards Lost	0																**0**
ADVANCES																	
Rushes	32																**32**
Completions	32																**32**
Totals	64																**64**
Total Drives	10																**10**
PENALTIES																	
Number	6																**6**
Yards	63																**63**
FUMBLES																	
Number	1																**1**
Lost	0																**0**
PUNTING																	
Net Yards	40																**40**
Punts	1																**1**
Net Avg.	40.0																**40.0**
Gross Avg.	40.0																**40.0**
SCORING																	
Points	43																**43**
Q1	3																**3**
Q2	19																**19**
Q3	7																**7**
Q4	14																**14**
OT	0																**0**
TD Rushing	1																**1**
TD Passing	4																**4**
TD KO Returns	0																**0**
TD Punt Returns	0																**0**
TD Sp. Teams	0																**0**
TD Def. Returns	0																**0**
FG Attempts	2																**2**
FG Made	2																**2**
Safety	1																**1**
2-Pt Attempts	0																**0**
2-Pt Made	0																**0**
TOP	41:16																**41:16**

DEFENSE - TEAM STATS - GAME-BY-GAME

2020 REGULAR SEASON PACKERS GAME-BY-GAME DEFENSE

	09/13 @ MIN	09/20 DET	09/27 @ NO	10/05 ATL	10/18 @ TB	10/25 @ HOU	11/01 MIN	11/05 @ SF	11/15 JAX	11/22 @ IND	11/29 CHI	12/06 PHI	12/13 @ DET	12/20 CAR	12/27 TEN	01/03 @ CHI	**Totals**
FIRST DOWNS																	
Total	25																**25**
Rushing	10																**10**
Passing	12																**12**
Penalty	3																**3**
THIRD DOWNS																	
Attempts	6																**6**
Converted	3																**3**
Percentage	50.0%																**50.0%**
FOURTH DOWNS	1																**1**
Attempts	0																**0**
Converted	0.0%																**0.0%**
Percentage																	
TOT. OFFENSE																	
Net Yards	382																**382**
Plays	49																**49**
Avg./Play	7.8																**7.8**
RUSHING																	
Net Yards	134																**134**
Rush. Att.	22																**22**
Avg./Att.	6.1																**6.1**
PASSING																	
Net Yards	248																**248**
Attempts	25																**25**
Completions	19																**19**
Intercepted	1																**1**
Gross Yards	259																**259**
Sacked	2.0																**2.0**
Yards Lost	11																**11**
ADVANCES																	
Rushes	22																**22**
Completions	19																**19**
Totals	41																**41**
Total Drives	10																**10**
PENALTIES																	
Number	5																**5**
Yards	20																**20**
FUMBLES																	
Number	0																**0**
Lost	0																**0**
PUNTING																	
Net Yards	80																**80**
Punts	2																**2**
Net Avg.	40.0																**40.0**
Gross Avg.	40.0																**40.0**
SCORING																	
Points	34																**34**
Q1	7																**7**
Q2	3																**3**
Q3	0																**0**
Q4	24																**24**
OT	0																**0**
TD Rushing	2																**2**
TD Passing	2																**2**
TD KO Returns	0																**0**
TD Punt Returns	0																**0**
TD Sp. Teams	0																**0**
TD Def. Returns	0																**0**
FG Attempts	1																**1**
FG Made	1																**1**
Safety	0																**0**
2-Pt Attempts	3																**3**
2-Pt Made	3																**3**
TOP	18:44																**18:44**

SACKS / QB HITS / PASSES DEFENSED

2020 REGULAR SEASON

QUARTERBACK SACKS

DATE	OPPONENT	SACKS	YARDS	PLAYERS
09/13	at Minnesota	2.0	11	Jaire Alexander 1.0-4.0, Za'Darius Smith 1.0-7.0
09/20	Detroit	--	--	--
09/27	at New Orleans	--	--	--
10/05	Atlanta	--	--	--
10/18	at Tampa Bay	--	--	--
10/25	at Houston	--	--	--
11/01	Minnesota	--	--	--
11/05	at San Francisco	--	--	--
11/15	Jacksonville	--	--	--
11/22	at Indianapolis	--	--	--
11/29	Chicago	--	--	--
12/06	Philadelphia	--	--	--
12/13	at Detroit	--	--	--
12/20	Carolina	--	--	--
12/27	Tennessee	--	--	--
01/03	at Chicago	--	--	--
TOTALS		**2.0**	**11**	**JAIRE ALEXANDER 1.0-4.0, ZA'DARIUS SMITH 1.0-7.0**

QUARTERBACK HITS

DATE	OPPONENT	QBH	PLAYERS
09/13	at Minnesota	4	Rashan Gary 2, Jaire Alexander 1, Za'Darius Smith 1
09/20	Detroit	--	--
09/27	at New Orleans	--	--
10/05	Atlanta	--	--
10/18	at Tampa Bay	--	--
10/25	at Houston	--	--
11/01	Minnesota	--	--
11/05	at San Francisco	--	--
11/15	Jacksonville	--	--
11/22	at Indianapolis	--	--
11/29	Chicago	--	--
12/06	Philadelphia	--	--
12/13	at Detroit	--	--
12/20	Carolina	--	--
12/27	Tennessee	--	--
01/03	at Chicago	--	--
TOTALS		**4**	**RASHAN GARY 2, JAIRE ALEXANDER 1, ZA'DARIUS SMITH 1**

PASSES DEFENSED

DATE	OPPONENT	PD	PLAYERS
09/13	at Minnesota	1	Jaire Alexander 1
09/20	Detroit	--	--
09/27	at New Orleans	--	--
10/05	Atlanta	--	--
10/18	at Tampa Bay	--	--
10/25	at Houston	--	--
11/01	Minnesota	--	--
11/05	at San Francisco	--	--
11/15	Jacksonville	--	--
11/22	at Indianapolis	--	--
11/29	Chicago	--	--
12/06	Philadelphia	--	--
12/13	at Detroit	--	--
12/20	Carolina	--	--
12/27	Tennessee	--	--
01/03	at Chicago	--	--
TOTALS		**1**	**JAIRE ALEXANDER 1**

INTERCEPTIONS

INTERCEPTIONS	(AS OF SEP 15, 2020, 5:51 PM CDT)	2020 : REGULAR SEASON

PACKERS INTERCEPTIONS		
PLAYERS	TIMES	WHERE/WHEN
Jaire Alexander	1	1 at Minnesota - (9/13)
2020 TOTALS	1	

FUMBLES

(AS OF SEP 15, 2020, 5:51 PM CDT) 2020 : REGULAR SEASON

PLAYER	FUMBLES	LOST	OWN RECOVERED	OWN REC YARDS	FUMBLED GAMES
Aaron Jones	1	0	0	0	0 - at Minnesota (9/13);
2020 TOTALS	**1**	**0**	**0**	**0**	--

INDIVIDUAL GXG STATS: PUNTING

2020 REGULAR SEASON INDIVIDUAL GAME-BY-GAME STATS

PUNTING:		JK SCOTT							
DATE	OPP.	NO.	YDS	AVG	TB	IN 20	LG	NET	BLK
09/13	at Minnesota	1	40	40.0	0	1	40	40.0	0
09/20	Detroit								
09/27	at New Orleans								
10/05	Atlanta								
10/18	at Tampa Bay								
10/25	at Houston								
11/01	Minnesota								
11/05	at San Francisco								
11/15	Jacksonville								
11/22	at Indianapolis								
11/29	Chicago								
12/06	Philadelphia								
12/13	at Detroit								
12/20	Carolina								
12/27	Tennessee								
01/03	at Chicago								
TOTALS		**1**	**40**	**40.0**	**0**	**1**	**40**	**40.0**	**0**

INDIVIDUAL GXG STATS: FIELD GOALS

2020 REGULAR SEASON INDIVIDUAL GAME-BY-GAME STATS

FIELD GOALS:		MASON CROSBY								
DATE	OPP.	0-19	20-29	30-39	40-49	50+	TOTAL	FGM	FGA	PCT	LG
09/13	at Minnesota	0/0	0/0	1/1	1/1	0/0	2/2	2	2	100.0%	43
09/20	Detroit										
09/27	at New Orleans										
10/05	Atlanta										
10/18	at Tampa Bay										
10/25	at Houston										
11/01	Minnesota										
11/05	at San Francisco										
11/15	Jacksonville										
11/22	at Indianapolis										
11/29	Chicago										
12/06	Philadelphia										
12/13	at Detroit										
12/20	Carolina										
12/27	Tennessee										
01/03	at Chicago										
TOTALS		**0/0**	**0/0**	**1/1**	**1/1**	**0/0**	**2/2**	**2**	**2**	**100.0%**	**43**

INDIVIDUAL GXG STATS: KICKOFF RETURNS

2020 REGULAR SEASON INDIVIDUAL GAME-BY-GAME STATS

KICKOFF RETURNS:		TYLER ERVIN					
DATE	OPP.	NO.	YDS	AVG	LG	FC	TD
09/13	at Minnesota	1	18	18.0	18	0	0
09/20	Detroit						
09/27	at New Orleans						
10/05	Atlanta						
10/18	at Tampa Bay						
10/25	at Houston						
11/01	Minnesota						
11/05	at San Francisco						
11/15	Jacksonville						
11/22	at Indianapolis						
11/29	Chicago						
12/06	Philadelphia						
12/13	at Detroit						
12/20	Carolina						
12/27	Tennessee						
01/03	at Chicago						
TOTALS		**1**	**18**	**18.0**	**18**	**0**	**0**

INDIVIDUAL GXG STATS: PUNT RETURNS

2020 REGULAR SEASON INDIVIDUAL GAME-BY-GAME STATS

PUNT RETURNS:		TYLER ERVIN					
DATE	OPP.	NO.	YDS	AVG	LG	FC	TD
09/13	at Minnesota	1	0	0.0	--	1	0
09/20	Detroit						
09/27	at New Orleans						
10/05	Atlanta						
10/18	at Tampa Bay						
10/25	at Houston						
11/01	Minnesota						
11/05	at San Francisco						
11/15	Jacksonville						
11/22	at Indianapolis						
11/29	Chicago						
12/06	Philadelphia						
12/13	at Detroit						
12/20	Carolina						
12/27	Tennessee						
01/03	at Chicago						
TOTALS		**1**	**0**	**0.0**	**0**	**1**	**0**

SCORING DRIVES

PACKERS 2020 REGULAR SEASON SCORING DRIVES

DATE	OPPONENT	ACQUIRED	DRIVE START	PLAYS	YARDS	Q|TIME	FIRST DOWNS	SCORING PLAY	GB	OPP
09/13	at Minnesota	Kickoff	GB 25	13	63	Q1|7:33	5	M. Crosby: 31-yard FG	3	0
		Kickoff	GB 44	8	31	Q2|3:31	3	M. Crosby: 43-yard FG	8	7
		Punt	GB 40	11	60	Q2|5:25	4	D. Adams: 24-yard pass from A. Rodgers	15	7
		Interception	MIN 45	2	45	Q2|0:11	1	M. Valdes-Scantling: 45-yard pass from A. Rodgers	22	7
		Downs	GB 39	8	61	Q3|4:11	3	D. Adams: 1-yard pass from A. Rodgers	29	10
		Kickoff	GB 25	7	75	Q4|3:51	3	A. Lazard: 4-yard pass from A. Rodgers	36	18
		Kickoff	GB 25	8	75	Q4|4:36	5	A. Jones: 5-yard run	43	26
09/20	Detroit	--	--	--	--	--	--	--	--	--
09/27	at New Orleans	--	--	--	--	--	--	--	--	--
10/05	Atlanta	--	--	--	--	--	--	--	--	--
10/18	at Tampa Bay	--	--	--	--	--	--	--	--	--
10/25	at Houston	--	--	--	--	--	--	--	--	--
11/01	Minnesota	--	--	--	--	--	--	--	--	--
11/05	at San Francisco	--	--	--	--	--	--	--	--	--
11/15	Jacksonville	--	--	--	--	--	--	--	--	--
11/22	at Indianapolis	--	--	--	--	--	--	--	--	--
11/29	Chicago	--	--	--	--	--	--	--	--	--
12/06	Philadelphia	--	--	--	--	--	--	--	--	--
12/13	at Detroit	--	--	--	--	--	--	--	--	--
12/20	Carolina	--	--	--	--	--	--	--	--	--
12/27	Tennessee	--	--	--	--	--	--	--	--	--
01/03	at Chicago	--	--	--	--	--	--	--	--	--
	AVG			**8.1**	**58.6**	**4:11.14**	**3.4**			
	TOTALS			**57**	**410**	**29:18**	**24**			

DRIVE CHARTS - OPENING DRIVES

2020 REGULAR SEASON

		PACKERS								OPPONENT							
		FIRST HALF				SECOND HALF				FIRST HALF				SECOND HALF			
DATE	OPPONENT	PLAYS	YDS	TIME	RESULT	PLAYS	YDS	TIME	RESULT	PLAYS	YDS	TIME	RESULT	PLAYS	YDS	TIME	RESULT
09/13	at Vikings	13	63	7:33	FG	7	32	4:32	Punt	8	75	4:03	TD	6	26	3:03	Punt
09/20	Detroit	--	--	--	--	--	--	--	--	--	--	--	--	--	--	--	--
09/27	at New Orleans	--	--	--	--	--	--	--	--	--	--	--	--	--	--	--	--
10/05	Atlanta	--	--	--	--	--	--	--	--	--	--	--	--	--	--	--	--
10/18	at Tampa Bay	--	--	--	--	--	--	--	--	--	--	--	--	--	--	--	--
10/25	at Houston	--	--	--	--	--	--	--	--	--	--	--	--	--	--	--	--
11/01	Minnesota	--	--	--	--	--	--	--	--	--	--	--	--	--	--	--	--
11/05	at San Francisco	--	--	--	--	--	--	--	--	--	--	--	--	--	--	--	--
11/15	Jacksonville	--	--	--	--	--	--	--	--	--	--	--	--	--	--	--	--
11/22	at Indianapolis	--	--	--	--	--	--	--	--	--	--	--	--	--	--	--	--
11/29	Chicago	--	--	--	--	--	--	--	--	--	--	--	--	--	--	--	--
12/06	Philadelphia	--	--	--	--	--	--	--	--	--	--	--	--	--	--	--	--
12/13	at Detroit	--	--	--	--	--	--	--	--	--	--	--	--	--	--	--	--
12/20	Carolina	--	--	--	--	--	--	--	--	--	--	--	--	--	--	--	--
12/27	Tennessee	--	--	--	--	--	--	--	--	--	--	--	--	--	--	--	--
01/03	at Chicago	--	--	--	--	--	--	--	--	--	--	--	--	--	--	--	--

DRIVE EFFICIENCY

2020 REGULAR SEASON GXG DRIVES																						
DATE	OPPONENT	STARTING QB	POSS	TD	PAT	2-PT	M-2PT	FG	FGA	MFG	BK-FG	PUNT	INT	FUM	SAF	DWNS	HF	GM	PTS	TD%	SCORE%	PTS/POSS
9/13	at Minnesota	A. Rodgers	10	5	5	0	0	2	2	0	0	1	0	0	1	1	0	1	41	50.0	70.0	4.10
9/20	Detroit	--	--	--	--	--	--	--	--	--	--	--	--	--	--	--	--	--	--	--	--	--
9/27	at New Orleans	--	--	--	--	--	--	--	--	--	--	--	--	--	--	--	--	--	--	--	--	--
10/5	Atlanta	--	--	--	--	--	--	--	--	--	--	--	--	--	--	--	--	--	--	--	--	--
10/18	at Tampa Bay	--	--	--	--	--	--	--	--	--	--	--	--	--	--	--	--	--	--	--	--	--
10/25	at Houston	--	--	--	--	--	--	--	--	--	--	--	--	--	--	--	--	--	--	--	--	--
11/1	Minnesota	--	--	--	--	--	--	--	--	--	--	--	--	--	--	--	--	--	--	--	--	--
11/5	at San Francisco	--	--	--	--	--	--	--	--	--	--	--	--	--	--	--	--	--	--	--	--	--
11/15	Jacksonville	--	--	--	--	--	--	--	--	--	--	--	--	--	--	--	--	--	--	--	--	--
11/22	at Indianapolis	--	--	--	--	--	--	--	--	--	--	--	--	--	--	--	--	--	--	--	--	--
11/29	Chicago	--	--	--	--	--	--	--	--	--	--	--	--	--	--	--	--	--	--	--	--	--
12/6	Philadelphia	--	--	--	--	--	--	--	--	--	--	--	--	--	--	--	--	--	--	--	--	--
12/13	at Detroit	--	--	--	--	--	--	--	--	--	--	--	--	--	--	--	--	--	--	--	--	--
12/20	Carolina	--	--	--	--	--	--	--	--	--	--	--	--	--	--	--	--	--	--	--	--	--
12/27	Tennessee	--	--	--	--	--	--	--	--	--	--	--	--	--	--	--	--	--	--	--	--	--
1/3	at Chicago	--	--	--	--	--	--	--	--	--	--	--	--	--	--	--	--	--	--	--	--	--
	A. RODGERS TOTALS:		**10**	**5**	**5**	**0**	**0**	**2**	**2**	**0**	**0**	**1**	**0**	**0**	**1**	**1**	**0**	**1**	**41**	**50.0**	**70.0**	**4.10**
	2020 TOTALS		**10**	**5**	**5**	**0**	**0**	**2**	**2**	**0**	**0**	**1**	**0**	**0**	**1**	**1**	**0**	**1**	**41**	**50.0**	**70.0**	**4.10**

Report only includes Starting QB stats.

OPPONENTS GXG DRIVES																						
DATE	OPPONENT	STARTING QB	POSS	TD	PAT	2-PT	M-2PT	FG	FGA	MFG	BK-FG	PUNT	INT	FUM	SAF	DWNS	HF	GM	PTS	TD%	SCORE%	PTS/POSS
9/13	at Minnesota	K. Cousins	10	4	1	3	3	1	1	0	0	2	1	0	0	1	0	0	34	40.0	60.0	3.40
9/20	Detroit	--	--	--	--	--	--	--	--	--	--	--	--	--	--	--	--	--	--	--	--	--
9/27	at New Orleans	--	--	--	--	--	--	--	--	--	--	--	--	--	--	--	--	--	--	--	--	--
10/5	Atlanta	--	--	--	--	--	--	--	--	--	--	--	--	--	--	--	--	--	--	--	--	--
10/18	at Tampa Bay	--	--	--	--	--	--	--	--	--	--	--	--	--	--	--	--	--	--	--	--	--
10/25	at Houston	--	--	--	--	--	--	--	--	--	--	--	--	--	--	--	--	--	--	--	--	--
11/1	Minnesota	--	--	--	--	--	--	--	--	--	--	--	--	--	--	--	--	--	--	--	--	--
11/5	at San Francisco	--	--	--	--	--	--	--	--	--	--	--	--	--	--	--	--	--	--	--	--	--
11/15	Jacksonville	--	--	--	--	--	--	--	--	--	--	--	--	--	--	--	--	--	--	--	--	--
11/22	at Indianapolis	--	--	--	--	--	--	--	--	--	--	--	--	--	--	--	--	--	--	--	--	--
11/29	Chicago	--	--	--	--	--	--	--	--	--	--	--	--	--	--	--	--	--	--	--	--	--
12/6	Philadelphia	--	--	--	--	--	--	--	--	--	--	--	--	--	--	--	--	--	--	--	--	--
12/13	at Detroit	--	--	--	--	--	--	--	--	--	--	--	--	--	--	--	--	--	--	--	--	--
12/20	Carolina	--	--	--	--	--	--	--	--	--	--	--	--	--	--	--	--	--	--	--	--	--
12/27	Tennessee	--	--	--	--	--	--	--	--	--	--	--	--	--	--	--	--	--	--	--	--	--
1/3	at Chicago	--	--	--	--	--	--	--	--	--	--	--	--	--	--	--	--	--	--	--	--	--
	2020 TOTALS		**10**	**4**	**1**	**3**	**3**	**1**	**1**	**0**	**0**	**2**	**1**	**0**	**0**	**1**	**0**	**0**	**34**	**40.0**	**60.0**	**3.40**

Report only includes Starting QB stats.

DRIVE EFFICIENCY - GAME-BY-GAME

2020 REGULAR SEASON GREEN BAY PACKERS DRIVES ENDED BY...
(THROUGH WEEK 1)

DATE	TEAMS	DRIVES	3/OUT	TD	FGA	FGM	PNT	DWN	TRN	SAF	CLK	POINTS	PTS/DRV	EFF
9/13	Green Bay	10	1	5	2	2	1	1	0	1	1	41	4.10	0.700
	at Minnesota	10	2	4	1	1	2	1	1	0	0	34	3.40	0.600
9/20	Green Bay	--	--	--	--	--	--	--	--	--	--	--	--	--
	Detroit	--	--	--	--	--	--	--	--	--	--	--	--	--
9/27	Green Bay	--	--	--	--	--	--	--	--	--	--	--	--	--
	at New Orleans	--	--	--	--	--	--	--	--	--	--	--	--	--
10/5	Green Bay	--	--	--	--	--	--	--	--	--	--	--	--	--
	Atlanta	--	--	--	--	--	--	--	--	--	--	--	--	--
10/18	Green Bay	--	--	--	--	--	--	--	--	--	--	--	--	--
	at Tampa Bay	--	--	--	--	--	--	--	--	--	--	--	--	--
10/25	Green Bay	--	--	--	--	--	--	--	--	--	--	--	--	--
	at Houston	--	--	--	--	--	--	--	--	--	--	--	--	--
11/1	Green Bay	--	--	--	--	--	--	--	--	--	--	--	--	--
	Minnesota	--	--	--	--	--	--	--	--	--	--	--	--	--
11/5	Green Bay	--	--	--	--	--	--	--	--	--	--	--	--	--
	at San Francisco	--	--	--	--	--	--	--	--	--	--	--	--	--
11/15	Green Bay	--	--	--	--	--	--	--	--	--	--	--	--	--
	Jacksonville	--	--	--	--	--	--	--	--	--	--	--	--	--
11/22	Green Bay	--	--	--	--	--	--	--	--	--	--	--	--	--
	at Indianapolis	--	--	--	--	--	--	--	--	--	--	--	--	--
11/29	Green Bay	--	--	--	--	--	--	--	--	--	--	--	--	--
	Chicago	--	--	--	--	--	--	--	--	--	--	--	--	--
12/6	Green Bay	--	--	--	--	--	--	--	--	--	--	--	--	--
	Philadelphia	--	--	--	--	--	--	--	--	--	--	--	--	--
12/13	Green Bay	--	--	--	--	--	--	--	--	--	--	--	--	--
	at Detroit	--	--	--	--	--	--	--	--	--	--	--	--	--
12/20	Green Bay	--	--	--	--	--	--	--	--	--	--	--	--	--
	Carolina	--	--	--	--	--	--	--	--	--	--	--	--	--
12/27	Green Bay	--	--	--	--	--	--	--	--	--	--	--	--	--
	Tennessee	--	--	--	--	--	--	--	--	--	--	--	--	--
1/3	Green Bay	--	--	--	--	--	--	--	--	--	--	--	--	--
	at Chicago	--	--	--	--	--	--	--	--	--	--	--	--	--
TOTALS	**PACKERS**	**10**	**1**	**5**	**2**	**2**	**1**	**1**	**0**	**1**	**1**	**41**	**4.10**	**0.700**
	OPPONENTS	**10**	**2**	**4**	**1**	**1**	**2**	**1**	**1**	**0**	**0**	**34**	**3.40**	**0.600**

YARDS GAINED BY DOWN

PACKERS 2020 REGULAR SEASON YARDS GAINED BY DOWN

		PACKERS												OPPONENT											
		1ST DOWN			2ND DOWN			3RD DOWN			4TH DOWN			1ST DOWN			2ND DOWN			3RD DOWN			4TH DOWN		
Date	**Opponent**	**Att**	**Yds**	**Avg**	**Att**	**Yds**	**Avg**	**Att**	**Yds**	**Avg**	**Att**	**Yds**	**Avg**	**Att**	**Yds**	**Avg**	**Att**	**Yds**	**Avg**	**Att**	**Yds**	**Avg**	**Att**	**Yds**	**Avg**
09/13	at Minnesota	35	215	6.1	28	189	6.8	11	116	10.5	2	2	1.0	28	314	11.2	14	44	3.1	6	24	4.0	1	0	0.0
09/20	Detroit	--			--			--			--			--			--			--			--		
09/27	at New Orleans	--			--			--			--			--			--			--			--		
10/05	Atlanta	--			--			--			--			--			--			--			--		
10/18	at Tampa Bay	--			--			--			--			--			--			--			--		
10/25	at Houston	--			--			--			--			--			--			--			--		
11/01	Minnesota	--			--			--			--			--			--			--			--		
11/05	at San Francisco	--			--			--			--			--			--			--			--		
11/15	Jacksonville	--			--			--			--			--			--			--			--		
11/22	at Indianapolis	--			--			--			--			--			--			--			--		
11/29	Chicago	--			--			--			--			--			--			--			--		
12/06	Philadelphia	--			--			--			--			--			--			--			--		
12/13	at Detroit	--			--			--			--			--			--			--			--		
12/20	Carolina	--			--			--			--			--			--			--			--		
12/27	Tennessee	--			--			--			--			--			--			--			--		
01/03	at Chicago	--			--			--			--			--			--			--			--		
	TOTALS	**35**	**215**	**6.1**	**28**	**189**	**6.8**	**11**	**116**	**10.5**	**2**	**2**	**1.0**	**28**	**314**	**11.2**	**14**	**44**	**3.1**	**6**	**24**	**4.0**	**1**	**0**	**0.0**

INSIDE THE 20

2020 REGULAR SEASON - INSIDE THE 20

DATE	OPPONENT	OFFENSE	DEFENSE
09/13	at Minnesota	FG - 31 yards Downs FG - 43 yards TD - Pass TD - Pass TD - Run	TD - Run FG - 35 yards TD - Run TD - Pass
09/20	Detroit	--	--
09/27	at New Orleans	--	--
10/05	Atlanta	--	--
10/18	at Tampa Bay	--	--
10/25	at Houston	--	--
11/01	Minnesota	--	--
11/05	at San Francisco	--	--
11/15	Jacksonville	--	--
11/22	at Indianapolis	--	--
11/29	Chicago	--	--
12/06	Philadelphia	--	--
12/13	at Detroit	--	--
12/20	Carolina	--	--
12/27	Tennessee	--	--
01/03	at Chicago	--	--

	OFFENSE	DEFENSE
Inside the 20	6	4
Scores	5	4
Touchdowns	3	3
Field Goals	2	1
Total Points in 20	27	26
Fumbles	0	0
Interceptions	0	0
Missed Field Goals	0	0
Lost on Downs	1	0
End of Half/Game	0	0
TDs Outside	2	1

GOAL-TO-GO SITUATIONS

2020 REGULAR SEASON - GOAL TO GO SITUATIONS

DATE	OPPONENT	OFFENSE	DEFENSE
09/13	at Minnesota	Field Goal - 31 yards Lost on Downs TD - Pass TD - Pass TD - Run	TD - Run TD - Run
09/20	Detroit	--	--
09/27	at New Orleans	--	--
10/05	Atlanta	--	--
10/18	at Tampa Bay	--	--
10/25	at Houston	--	--
11/01	Minnesota	--	--
11/05	at San Francisco	--	--
11/15	Jacksonville	--	--
11/22	at Indianapolis	--	--
11/29	Chicago	--	--
12/06	Philadelphia	--	--
12/13	at Detroit	--	--
12/20	Carolina	--	--
12/27	Tennessee	--	--
01/03	at Chicago	--	--

	OFFENSE	DEFENSE
Goal-To-Go Situations	5	2
Scores	4	2
Touchdowns	3	2
Field Goals	1	0
Total Points	24	15
Fumbles	0	0
Interceptions	0	0
Missed Field Goals	0	0
Lost on Downs	1	0
End of Half/Game	0	0

BIG PLAYS OF 20+ YARDS

2020 REGULAR SEASON - BIG PLAYS OF 20+ YARDS

DATE	OPPONENT	QTR	PACKERS PLAYER	RUN	PASS	DOWN	RESULT	QTR	OPP. PLAYER	RUN	PASS	DOWN	RESULT
09/13	at Minnesota	2	**Aaron Rodgers -> Davante Adams**		**24T**	2-9-MIN 24	TD	1	Kirk Cousins -> Adam Thielen		25	2-3-MIN 32	TD
		2	**Aaron Rodgers -> Marquez Valdes-Scantling**		**45T**	2-10-MIN 45	TD	2	Alexander Mattison run	21		1-10-MIN 25	FG
		3	Aaron Rodgers -> Marquez Valdes-Scantling		39	3-5-MIN 41	TD	2	Kirk Cousins -> Kyle Rudolph		22	1-10-MIN 46	FG
		4	Tyler Ervin run	21		2-2-GB 33	TD	3	Kirk Cousins -> Bisi Johnson		29	1-10-MIN 23	TD
		4	Aaron Rodgers -> Allen Lazard		38	3-7-MIN 43	TD	4	**Kirk Cousins -> Adam Thielen**		**37T**	1-10-GB 37	TD
		4	Aaron Rodgers -> Davante Adams		40	1-20-GB 37	TD	4	Kirk Cousins -> Bisi Johnson		22	1-10-GB 25	TD
09/20	Detroit	--	--	--	--	--	--	--	--	--	--	--	--
09/27	at New Orleans	--	--	--	--	--	--	--	--	--	--	--	--
10/05	Atlanta	--	--	--	--	--	--	--	--	--	--	--	--
10/18	at Tampa Bay	--	--	--	--	--	--	--	--	--	--	--	--
10/25	at Houston	--	--	--	--	--	--	--	--	--	--	--	--
11/01	Minnesota	--	--	--	--	--	--	--	--	--	--	--	--
11/05	at San Francisco	--	--	--	--	--	--	--	--	--	--	--	--
11/15	Jacksonville	--	--	--	--	--	--	--	--	--	--	--	--
11/22	at Indianapolis	--	--	--	--	--	--	--	--	--	--	--	--
11/29	Chicago	--	--	--	--	--	--	--	--	--	--	--	--
12/06	Philadelphia	--	--	--	--	--	--	--	--	--	--	--	--
12/13	at Detroit	--	--	--	--	--	--	--	--	--	--	--	--
12/20	Carolina	--	--	--	--	--	--	--	--	--	--	--	--
12/27	Tennessee	--	--	--	--	--	--	--	--	--	--	--	--
01/03	at Chicago	--	--	--	--	--	--	--	--	--	--	--	--
TOTALS			**6 - 207 (34.5), 2 TDS (1 RUN, 0 TDS, 5 PASSES, 2 TDS)**						**6 - 156 (26.0), 1 TDS (1 RUN, 0 TDS, 5 PASSES, 1 TD)**				

BIG PLAYS: RUSH 10+, RECEPTIONS 20+, RETURNS 30+

	RUSHES				RECEPTIONS				RETURNS			
DATE OPPONENT	GAIN	PLAYER	QTR	RESULT	GAIN	PLAYER	QTR	RESULT	GAIN	PLAYER	QTR	RESULT
09/13 at Minnesota	19	Allen Lazard	1	Downs	24t	Davante Adams	2	TD				
	15	Aaron Jones	3	Punt	45t	Marquez Valdes-Scantling	2	TD				
	21	Tyler Ervin	4	TD	39	Marquez Valdes-Scantling	3	TD				
	12	Tyler Ervin	4	TD	38	Allen Lazard	4	TD				
					40	Davante Adams	4	TD				
09/20 Detroit	--	--	--	--	--	--	--	--	--	--	--	--
09/27 at New Orleans	--	--	--	--	--	--	--	--	--	--	--	--
10/05 Atlanta	--	--	--	--	--	--	--	--	--	--	--	--
10/18 at Tampa Bay	--	--	--	--	--	--	--	--	--	--	--	--
10/25 at Houston	--	--	--	--	--	--	--	--	--	--	--	--
11/01 Minnesota	--	--	--	--	--	--	--	--	--	--	--	--
11/05 at San Francisco	--	--	--	--	--	--	--	--	--	--	--	--
11/15 Jacksonville	--	--	--	--	--	--	--	--	--	--	--	--
11/22 at Indianapolis	--	--	--	--	--	--	--	--	--	--	--	--
11/29 Chicago	--	--	--	--	--	--	--	--	--	--	--	--
12/06 Philadelphia	--	--	--	--	--	--	--	--	--	--	--	--
12/13 at Detroit	--	--	--	--	--	--	--	--	--	--	--	--
12/20 Carolina	--	--	--	--	--	--	--	--	--	--	--	--
12/27 Tennessee	--	--	--	--	--	--	--	--	--	--	--	--
01/03 at Chicago	--	--	--	--	--	--	--	--	--	--	--	--

' - result within the same drive

BIG YARDAGE GAMES

2020 REGULAR SEASON BIG YARDAGE GAMES

100-YARD PASS RECEIVERS

DATE	OPPONENT	PLAYER	REC.	YDS.	AVG.	LG	TD
9/13	at Vikings	Davante Adams	14	156	11.1	40	2

300-YARD PASSERS

DATE	OPPONENT	PLAYER	REC.	YDS.	COMP.	LG	TD
9/13	at Vikings	Aaron Rodgers	44	364	32	45T	4

2020 OPPONENTS BIG YARDAGE GAMES

100-YARD PASS RECEIVERS

DATE	OPPONENT	PLAYER	REC.	YDS.	AVG.	LG	TD
9/13	at Vikings	Adam Thielen	6	110	18.3	37T	2

COMPLETIONS BY DISTANCE

2020 REGULAR SEASON

Date	Opponent	Quarterback	Loss	0-9	10-19	20-29	30-39	40-49	50+
09/13	at Minnesota	Rodgers	2	18 (2)	7	1 (1)	2	2 (1)	--
09/20	Detroit	--	--	--	--	--	--	--	--
09/27	at New Orleans	--	--	--	--	--	--	--	--
10/05	Atlanta	--	--	--	--	--	--	--	--
10/18	at Tampa Bay	--	--	--	--	--	--	--	--
10/25	at Houston	--	--	--	--	--	--	--	--
11/01	Minnesota	--	--	--	--	--	--	--	--
11/05	at San Francisco	--	--	--	--	--	--	--	--
11/15	Jacksonville	--	--	--	--	--	--	--	--
11/22	at Indianapolis	--	--	--	--	--	--	--	--
11/29	Chicago	--	--	--	--	--	--	--	--
12/06	Philadelphia	--	--	--	--	--	--	--	--
12/13	at Detroit	--	--	--	--	--	--	--	--
12/20	Carolina	--	--	--	--	--	--	--	--
12/27	Tennessee	--	--	--	--	--	--	--	--
01/03	at Chicago	--	--	--	--	--	--	--	--
PLAYER TOTALS		Rodgers	2	18 (2)	7	1 (1)	2	2 (1)	--
TEAM TOTALS			**2**	**18 (2)**	**7**	**1 (1)**	**2**	**2 (1)**	--

WEEKLY INDIVIDUAL STATISTICAL LEADERS

2020 REGULAR SEASON GREEN BAY PACKERS WEEK-BY-WEEK LEADERS (THROUGH WEEK 1)

		SCORING		PASSING YARDS		CARRIES		RUSHING YARDS		RECEPTIONS		RECEIVING YARDS		TACKLES		SOLO TACKLES		SACKS	
DATE	OPPONENT	PLAYER	NO.	PLAYER	NO.	PLAYER	NO.	PLAYER	NO.	PLAYER	NO.	PLAYER	NO.	PLAYER	NO.	PLAYER	NO.	PLAYER	NO.
09/13	at Minnesota	D. Adams	12	A. Rodgers	364	A. Jones	16	A. Jones	66	D. Adams	14	D. Adams	156	C. Kirksey	12	C. Kirksey	6	J. Alexander Z. Smith	1.0
09/20	Detroit	--		--		--		--		--		--		--		--		--	
09/27	at New Orleans	--		--		--		--		--		--		--		--		--	
10/05	Atlanta	--		--		--		--		--		--		--		--		--	
10/18	at Tampa Bay	--		--		--		--		--		--		--		--		--	
10/25	at Houston	--		--		--		--		--		--		--		--		--	
11/01	Minnesota	--		--		--		--		--		--		--		--		--	
11/05	at San Francisco	--		--		--		--		--		--		--		--		--	
11/15	Jacksonville	--		--		--		--		--		--		--		--		--	
11/22	at Indianapolis	--		--		--		--		--		--		--		--		--	
11/29	Chicago	--		--		--		--		--		--		--		--		--	
12/06	Philadelphia	--		--		--		--		--		--		--		--		--	
12/13	at Detroit	--		--		--		--		--		--		--		--		--	
12/20	Carolina	--		--		--		--		--		--		--		--		--	
12/27	Tennessee	--		--		--		--		--		--		--		--		--	
01/03	at Chicago	--		--		--		--		--		--		--		--		--	
MOST TIMES LED (INCLUDING TIES)		D. ADAMS	1	A. RODGERS	1	A. JONES	1	A. JONES	1	D. ADAMS	1	D. ADAMS	1	C. KIRKSEY	1	C. KIRKSEY	1	J. ALEXANDER Z. SMITH	1

OPPONENTS

		SCORING		PASSING YARDS		CARRIES		RUSHING YARDS		RECEPTIONS		RECEIVING YARDS		TACKLES		SOLO TACKLES		SACKS	
DATE	OPPONENT	PLAYER	NO.	PLAYER	NO.	PLAYER	NO.	PLAYER	NO.	PLAYER	NO.	PLAYER	NO.	PLAYER	NO.	PLAYER	NO.	PLAYER	NO.
09/13	at Minnesota	D. Cook	16	K. Cousins	259	D. Cook	12	D. Cook A. Mattison	50	A. Thielen	6	A. Thielen	110	E. Kendricks	10	E. Kendricks H. Hill	7	--	
09/20	Detroit	--		--		--		--		--		--		--		--		--	
09/27	at New Orleans	--		--		--		--		--		--		--		--		--	
10/05	Atlanta	--		--		--		--		--		--		--		--		--	
10/18	at Tampa Bay	--		--		--		--		--		--		--		--		--	
10/25	at Houston	--		--		--		--		--		--		--		--		--	
11/01	Minnesota	--		--		--		--		--		--		--		--		--	
11/05	at San Francisco	--		--		--		--		--		--		--		--		--	
11/15	Jacksonville	--		--		--		--		--		--		--		--		--	
11/22	at Indianapolis	--		--		--		--		--		--		--		--		--	
11/29	Chicago	--		--		--		--		--		--		--		--		--	
12/06	Philadelphia	--		--		--		--		--		--		--		--		--	
12/13	at Detroit	--		--		--		--		--		--		--		--		--	
12/20	Carolina	--		--		--		--		--		--		--		--		--	
12/27	Tennessee	--		--		--		--		--		--		--		--		--	
01/03	at Chicago	--		--		--		--		--		--		--		--		--	

TURNOVER CHART

2020 REGULAR SEASON - DEFENSIVE TAKEAWAYS

DATE	OPPONENT	TAKEAWAY	QTR.	SCORE	YD-LINE	RESULT
09/13	at Minnesota	J. Alexander INT (K. Cousins)	2	15-7	MIN-41	TD
12/31	Detroit	--	--	--	--	--
12/31	at New Orleans	--	--	--	--	--
12/31	Atlanta	--	--	--	--	--
12/31	at Tampa Bay	--	--	--	--	--
12/31	at Houston	--	--	--	--	--
12/31	Minnesota	--	--	--	--	--
12/31	at San Francisco	--	--	--	--	--
12/31	Jacksonville	--	--	--	--	--
12/31	at Indianapolis	--	--	--	--	--
12/31	Chicago	--	--	--	--	--
12/31	Philadelphia	--	--	--	--	--
12/31	at Detroit	--	--	--	--	--
12/31	Carolina	--	--	--	--	--
12/31	Tennessee	--	--	--	--	--
12/31	at Chicago	--	--	--	--	--

2020 REGULAR SEASON - OFFENSIVE GIVEAWAYS

DATE	OPPONENT	GIVEAWAY	QTR.	SCORE	YD-LINE	RESULT
9/13	at Minnesota	None				
12/31	Detroit	--	--	--	--	--
12/31	at New Orleans	--	--	--	--	--
12/31	Atlanta	--	--	--	--	--
12/31	at Tampa Bay	--	--	--	--	--
12/31	at Houston	--	--	--	--	--
12/31	Minnesota	--	--	--	--	--
12/31	at San Francisco	--	--	--	--	--
12/31	Jacksonville	--	--	--	--	--
12/31	at Indianapolis	--	--	--	--	--
12/31	Chicago	--	--	--	--	--
12/31	Philadelphia	--	--	--	--	--
12/31	at Detroit	--	--	--	--	--
12/31	Carolina	--	--	--	--	--
12/31	Tennessee	--	--	--	--	--
12/31	at Chicago	--	--	--	--	--

2020 REGULAR SEASON - TURNOVERS

Offense:	0 Giveaways 0 Points (0 TD, 0 FG)	**Ratio** +1 (1 take, 0 gives)
Defense:	1 Takeaway 7 Points (1 TD, 0 FG)	
Special Teams:	0 Giveaways 0 Points (0 TD, 0 FG)	**Points Off Turnovers Ratio** +7 (7 scored, 0 allowed)
	0 Takeaways 0 Points (0 TD, 0 FG)	

TAKEAWAY/GIVEAWAY CHART

DATE	OPPONENT	GB +/- RATIO	GB TAKES	POINTS OFF TAKES	GB GIVES	POINTS OFF GIVES	POINTS OFF TO RATIO
09/13	at Minnesota	+1	1 (0 FUM, 1 INT)	7	0 (0 FUM, 0 INT)	0	+7
09/20	Detroit	--	--	--	--	--	--
09/27	at New Orleans	--	--	--	--	--	--
10/05	Atlanta	--	--	--	--	--	--
10/18	at Tampa Bay	--	--	--	--	--	--
10/25	at Houston	--	--	--	--	--	--
11/01	Minnesota	--	--	--	--	--	--
11/05	at San Francisco	--	--	--	--	--	--
11/15	Jacksonville	--	--	--	--	--	--
11/22	at Indianapolis	--	--	--	--	--	--
11/29	Chicago	--	--	--	--	--	--
12/06	Philadelphia	--	--	--	--	--	--
12/13	at Detroit	--	--	--	--	--	--
12/20	Carolina	--	--	--	--	--	--
12/27	Tennessee	--	--	--	--	--	--
01/03	at Chicago	--	--	--	--	--	--
TOTALS		**+1**	**1 (0 FUM, 1 INT)**	**0**	**0 (0 FUM, 0 INT)**	**0**	**0**

TEAM RECORD WHEN...

PACKERS REGULAR SEASON RECORD WHEN...

CATEGORY	2020 SEASON W-L-T	FROM 1992 W-L-T
PACKERS AT LAMBEAU FIELD	0-0	168-54-2
PACKERS ON THE ROAD	1-0	113-112
PACKERS ON GRASS	0-0	230-99-2
PACKERS ON ARTIFICIAL TURF	1-0	51-67
PACKERS IN DOMES	0-0	40-42
PACKERS OUTDOORS	0-0	240-124-2
PACKERS SCORE FIRST	1-0	186-62-2
OPPONENT SCORES FIRST	0-0	93-104
PACKERS LEAD AFTER 1ST QUARTER	0-0	160-43-1
PACKERS TRAIL AFTER 1ST QUARTER	1-0	52-80
PACKERS LEAD AT HALFTIME	1-0	216-41-2
PACKERS TRAIL AT HALFTIME	0-0	52-107-1
SCORE TIED AT HALFTIME	0-0	13-17
PACKERS LEAD AFTER 3RD QUARTER	1-0	236-28-2
PACKERS TRAIL AFTER 3RD QUARTER	0-0	31-130-1
GAME GOES TO OVERTIME	0-0	10-8-2
PACKERS HAVE 100-YARD RUSHER	0-0	78-20-1
PACKERS HAVE 300 NET PASSING YARDS	1-0	79-39
PACKERS HAVE 1 100-YARD RECEIVER	1-0	131-57

CATEGORY	2020 SEASON W-L-T	FROM 1992 W-L-T
ON SUNDAY NIGHT	0-0	27-15
ON THURSDAY NIGHT	0-0	12-10
ON MONDAY NIGHT	0-0	27-22
ON SATURDAY	0-0	4-1
KICKOFF AT 12:00 CDT	1-0	153-83-2
KICKOFF AT 3:00/3:05/3:15/3:35 CDT	0-0	57-35
VS. NFC	1-0	214-121-2
VS. NFC NORTH OVERALL	1-0	125-62-2
VS. NFC NORTH AT HOME	0-0	72-20-2
VS. NFC NORTH ON THE ROAD	1-0	53-42
VS. AFC	0-0	67-45
OPPONENTS HAVE 100-YARD RUSHER	0-0	50-54-1
WITH A 300-YARD PASSER	1-0	79-39
VERSUS A 100-YARD RECEIVER	1-0	88-64-2
VERSUS A 300-YARD PASSER	0-0	46-32-2
WITH A 100-YARD RECEIVER	1-0	49-39
OPPONENTS HAVE 1 100-YARD RECEIVER	1-0	33-45

TRANSACTIONS BY DATE

DATE	POS.	PLAYER	TRANSACTION
1/6	WR	Reggie Begelton	Signed to a reserve/future contract
1/6	FB	Elijah Wellman	Signed to a reserve/future contract
1/15	CB	DaShaun Amos	Signed to a reserve/future contract
1/18	S	Raven Greene	Activated from injured reserve; designated for return
1/21	TE	Evan Baylis	Signed
1/21	T	Cody Conway	Signed
1/21	RB	Damarea Crockett	Signed
1/21	CB	Kabion Ento	Signed
1/21	TE	James Looney	Signed
1/21	LB	Randy Ramsey	Signed
1/21	WR	Darrius Shepherd	Signed
1/21	WR	Malik Taylor	Signed
1/21	QB	Manny Wilkins	Signed
1/21	LB	Tim Williams	Signed
2/24	K	Mason Crosby	Signed contract extension
3/12	TE	Jimmy Graham	Released
3/17	LB	Christian Kirksey	Signed
3/17	T	Rick Wagner	Signed
3/27	S	Will Redmond	Signed
3/30	RB	Tyler Ervin	Re-signed
4/2	WR	Devin Funchess	Signed
4/21	LB	Jamal Davis	Claimed off waivers from MIA
4/21	DL	Gerald Willis	Claimed off waivers from MIA
4/27	QB	Manny Wilkins	Released
4/29	LB	Krys Barnes	Signed
4/29	S	Henry Black	Signed
4/29	T	Travis Bruffy	Signed
4/29	CB	Marc-Antoine Dequoy	Signed
4/29	LB	Tipa Galeai	Signed
4/29	S	Frankie Griffin	Signed
4/29	FB	Jordan Jones	Signed
4/29	QB	Jalen Morton	Signed
4/29	DL	Willington Previlon	Signed
4/29	CB	Stanford Samuels	Signed
4/29	LB	Delontae Scott	Signed
4/29	CB	Will Sunderland	Signed
4/29	RB	Patrick Taylor	Agreed to terms
5/1	G	Zack Johnson	Signed
5/1	WR	Darrell Stewart	Signed
5/1	DL	Treyvon Hester	Signed
5/26	LB	Jonathan Garvin	Signed
6/1	G	Simon Stepaniak	Signed
6/1	S	Vernon Scott	Signed
6/5	G	Jon Runyan	Signed
7/1	QB	Jordan Love	Signed
7/1	RB	AJ Dillon	Signed
7/9	LB	Kamal Martin	Signed
7/10	C	Jake Hanson	Signed
7/24	TE	Josiah Deguara	Signed
7/27	DL	Gerald Willis	Released
7/28	WR	Devin Funchess	Reserve/Opt-Out
7/31	FB	Jordan Jones	Released
7/31	G	Cole Madison	Released
8/3	QB	Jalen Morton	Released
8/3	FB	Elijah Wellman	Released
8/5	FB	John Lovett	Claimed off waivers from KC
8/10	LB	Jamal Davis	Released
8/12	S	Frankie Griffin	Released
8/12	WR	Malik Turner	Signed
8/15	WR	Travis Fulgham	Claimed off waivers from DET
8/15	DL	Kenny Clark	Signed contract extension
8/15	CB	Marc-Antoine Dequoy	Released
8/15	TE	James Looney	Released
8/15	WR	Darrell Stewart	Released
8/19	T	Travis Bruffy	Released
8/19	WR	Travis Fulgham	Released
9/5	CB	DaShaun Amos	Released
9/5	LB	Krys Barnes	Released
9/5	TE	Evan Baylis	Released
9/5	WR	Reggie Begelton	Released
9/5	S	Henry Black	Released
9/5	LB	Curtis Bolton	Placed on reserve/physically unable to perform
9/5	T	Cody Conway	Released
9/5	RB	Damarea Crockett	Released
9/5	LB	Tipa Galeai	Released
9/5	C	Jake Hanson	Released
9/5	DL	Treyvon Hester	Waived/injured
9/5	G	Zack Johnson	Released
9/5	WR	Jake Kumerow	Released
9/5	T	John Leglue	Released
9/5	T/G	Alex Light	Released
9/5	FB	John Lovett	Released
9/5	DL	Willington Previlon	Released
9/5	LB	Greg Roberts	Released
9/5	CB	Stanford Samuels	Released
9/5	LB	Delontae Scott	Released
9/5	WR	Darrius Shepherd	Released
9/5	G	Simon Stepaniak	Placed on reserve/non-football injury
9/5	CB	Will Sunderland	Waived/injured
9/5	RB	Patrick Taylor	Placed on reserve/non-football injury
9/5	WR	Malik Turner	Released
9/5	RB	Dexter Williams	Released
9/5	LB	Tim Williams	Released
9/6	DL	Treyvon Hester	Reverted to injured reserve
9/6	CB	Will Sunderland	Reverted to injured reserve
9/6	LB	Krys Barnes	Signed to practice squad
9/6	WR	Reggie Begelton	Signed to practice squad
9/6	S	Henry Black	Signed to practice squad
9/6	RB	Damarea Crockett	Signed to practice squad
9/6	LB	Tipa Galeai	Signed to practice squad
9/6	C	Jake Hanson	Signed to practice squad
9/6	G	Zack Johnson	Signed to practice squad
9/6	T/G	Alex Light	Signed to practice squad
9/6	TE	John Lovett	Signed to practice squad
9/6	DL	Willington Previlon	Signed to practice squad
9/6	LB	Greg Roberts	Signed to practice squad
9/6	CB	Stanford Samuels	Signed to practice squad
9/6	DL	Delontae Scott	Signed to practice squad
9/6	WR	Darrius Shepherd	Signed to practice squad
9/7	CB	Kabion Ento	Placed on injured reserve
9/7	LB	Kamal Martin	Placed on injured reserve
9/7	CB	Parry Nickerson	Signed
9/9	WR	Robert Foster	Signed to practice squad
9/9	LB	De'Jon Harris	Signed to practice squad
9/9	CB	Will Sunderland	Released from injured reserve; injury settlement
9/10	DL	Treyvon Hester	Released from injured reserve; injury settlement
9/10	RB	Damarea Crockett	Released from practice squad
9/10	T/G	Alex Light	Released from practice squad
9/10	DL	Daylon Mack	Signed to practice squad
9/10	RB	Dexter Williams	Signed to practice squad
9/12	LB	Krys Barnes	Signed to active roster
9/12	LB	Tipa Galeai	Elevated from practice squad to active roster for gameday
9/12	TE	John Lovett	Elevated from practice squad to active roster for gameday
9/14	LB	Tipa Galeai	Reverted to practice squad
9/14	TE	John Lovett	Reverted to practice squad

TRANSACTIONS BY PLAYER

Amos, DaShaun - CB
1/15/20 Signed to reserve/future contract
9/5/20 Released

Barnes, Krys - LB
4/29/20 Signed
9/5/20 Released
9/6/20 Signed to practice squad
9/12/20 Signed to active roster

Baylis, Evan - TE
1/21/20 Signed
9/5/20 Released

Begelton, Reggie - WR
1/6/20 Signed to reserve/future contract
9/5/20 Released
9/6/20 Signed to practice squad

Black, Henry - S
4/29/20 Signed
9/5/20 Released
9/6/20 Signed to practice squad

Bolton, Curtis - LB
9/5/20 Placed on reserve/physically unable to perform

Bruffy, Travis - T
4/29/20 Signed
8/19/20 Released

Clark, Kenny - DL
8/15/20 Signed contract extension

Conway, Cody - T
1/21/20 Signed
9/5/20 Released

Crockett, Damarea - RB
1/21/20 Signed
9/5/20 Released
9/6/20 Signed to practice squad
9/10/20 Released from practice squad

Crosby, Mason - K
2/24/20 Signed contract extension

Davis II, Jamal - LB
4/21/20 Claimed off waivers from MIA
8/10/20 Released

Deguara, Josiah - TE
7/21/20 Signed

Dequoy, Marc-Antoine - CB
4/29/20 Signed
8/15/20 Released

Dillon, AJ - RB
7/1/20 Signed

Ento. Kabion - CB
1/21/20 Signed
9/7/20 Placed on injured reserve

Ervin, Tyler - RB
3/30/20 Re-signed

Foster, Robert - WR
9/9/20 Signed to practice squad

Fulgham, Travis - WR
8/15/20 Claimed off waivers from DET
8/19/20 Released

Funchess, Devin - WR
4/2/20 Signed
7/28/20 Placed on reserve/opt-out

Galeai, Tipa - LB
4/29/20 Signed
9/5/20 Released
9/6/20 Signed to practice squad
9/12/20 Elevated from practice squad to active roster for gameday
9/14/20 Reverted to practice squad

Garvin, Jonathan - LB
5/26/20 Signed

Graham, Jimmy - TE
3/12/20 Released

Greene, Raven - S
1/18/20 Activated from injured reserve; designated for return

Griffin, Frankie - S
4/29/20 Signed
8/12/20 Released

Hanson, Jake - C
7/10/20 Signed
9/5/20 Released
9/6/20 Signed to practice squad

Harris, De'Jon - LB
9/9/20 Signed to practice squad

Hester, Treyvon - DL
5/1/20 Signed
9/5/20 Waived/injured
9/6/20 Reverted to injured reserve
9/10/20 Released from injured reserve; injury settlement

Johnson, Zack - G
5/1/20 Signed
9/5/20 Released
9/6/20 Signed to practice squad

Jones, Jordan - FB
4/29/20 Signed
7/31/20 Released

Kirksey, Christian - LB
3/17/20 Signed

Kumerow, Jake - WR
9/5/20 Released

Leglue, John - T
9/5/20 Released

Light, Alex - T/G
9/5/20 Released
9/6/20 Signed to practice squad
9/10/20 Released from practice squad

Looney, James - TE
1/21/20 Signed
8/15/20 Released

Love, Jordan - QB
7/1/20 Signed

Lovett, John - TE
8/5/20 Claimed off waivers from KC
9/5/20 Released
9/6/20 Signed to practice squad
9/12/20 Elevated from practice squad to active roster for gameday
9/14/20 Reverted to practice squad

Mack, Daylon - DL
9/10/20 Signed to practice squad

Madison, Cole - G
7/31/20 Released

Martin, Kamal - LB
7/9/20 Signed
9/7/20 Placed on injured reserve

Morton, Jalen - QB
4/29/20 Signed
8/3/20 Released

Nickerson, Parry - CB
9/7/20 Signed

Previlon, Willington - DL
4/29/20 Signed
9/5/20 Released
9/6/20 Signed to practice squad

Ramsey, Randy - LB
1/21/20 Signed

Redmond, Will - S
3/27/20 Signed

Roberts, Greg - LB
9/5/20 Released
9/6/20 Signed to practice squad

Runyan, Jon - G
6/5/20 Signed

Samuels, Stanford - CB
4/29/20 Signed
9/5/20 Released
9/6/20 Signed to practice squad

Scott, Delontae - DL
4/29/20 Signed
9/5/20 Released
9/6/20 Signed to practice squad

Scott, Vernon - S
6/1/20 Signed

Shepherd, Darrius - WR
1/21/20 Signed
9/5/20 Released
9/6/20 Signed to practice squad

Stepaniak, Simon - G
6/1/20 Signed
9/5/20 Placed on reserve/non-football injury

Stewart, Darrell - WR
5/1/20 Signed
8/15/20 Released

Sunderland, Will - CB
4/29/20 Signed
9/5/20 Waived/injured
9/6/20 Reverted to injured reserve
9/9/20 Released from injured reserve; injury settlement

Taylor, Malik - WR
1/21/20 Signed

Taylor, Patrick - RB
4/29/20 Agreed to terms
9/5/20 Placed on reserve/non-football injury

Turner, Malik - WR
8/12/20 Signed
9/5/20 Released

Wagner, Rick - T
3/17/20 Signed

Wellman, Elijah - FB
1/6/20 Signed to reserve/future contract
8/3/2020 Released

Wilkins, Manny - QB
1/21/20 Signed
4/27/20 Released

Williams, Dexter - RB
9/5/20 Released
9/10/20 Signed to practice squad

Williams, Tim - LB
1/21/20 Signed
9/5/20 Released

Willis, Gerald - DL
4/21/20 Claimed off waivers from MIA
7/27/20 Released

THE LAST TIME

BY PACKERS		BY OPPONENT
	RUSHING	
* Never Has Happened *	**300 YARDS RUSHING**	* Never Has Happened *
218 yards, Ahman Green vs. Denver, 12/28/03	**200 YARDS RUSHING**	210 yards, Adrian Peterson vs. Minnesota, 12/02/12
100 yards, Aaron Jones @ Detroit, 12/29/19	**100 YARDS RUSHING**	108 yards, Christian McCaffrey vs. Carolina, 11/10/19
106 yards/106 yards, Ryan Grant/DeShawn Wynn vs. Detroit, 12/28/08	**TWO 100-YARD RUSHERS**	* Never Has Happened *
* Never Has Happened *	**FIVE TOUCHDOWNS RUSHING**	* Never Has Happened *
4 tds, Aaron Jones: (3, 5, 1, 18) @ Dallas, 10/06/19	**FOUR TOUCHDOWNS RUSHING**	4 tds, DeAngelo Williams: (1, 1, 1, 1) vs. Carolina, 11/30/08
3 tds, Aaron Jones: (5, 1, 13) vs. Carolina, 11/10/19	**THREE TOUCHDOWNS RUSHING**	3 tds, Rob Kelley: (10, 1, 4) @ Washington, 11/20/16
2 tds, Aaron Jones: (12, 56) @ Minnesota, 12/23/19	**TWO TOUCHDOWNS RUSHING**	2 tds, Dalvin Cook: (1, 3) @ Minnesota, 09/13/20
Brandon Jackson: (6, 4)/Ryan Grant: (3, 56) vs. Seattle, 12/27/09	**TWO PLAYERS WITH TWO TD RUSHING**	* Never Has Happened *
	RECEIVING	
132 yards/104/103 yards, Davante Adams/Jimmy Graham/Marquez Valdes-Scantling vs. San Francisco, 10/15/18	**TWO 100-YARD RECEIVERS**	125 yards/118 yards, Allen Robinson II/Anthony Miller vs. Chicago, 12/15/19
209 yards, Jordy Nelson vs. N.Y. Jets, 09/14/14	**200 YARDS RECEIVING**	226 yards, Amari Cooper @ Dallas, 10/06/19
156 yards, Davante Adams @ Minnesota, 09/13/20	**100 YARDS RECEIVING**	110 yards, Adam Thielen @ Minnesota, 09/13/20
* Never Has Happened *	**FIVE TOUCHDOWN RECEPTIONS**	* Never Has Happened *
* Never Has Happened *	**FOUR TOUCHDOWN RECEPTIONS**	* Never Has Happened *
3 tds, Randall Cobb: (3, 4, 4) vs. Kansas City, 09/28/15	**THREE TOUCHDOWN RECEPTIONS**	3 tds, Vincent Jackson: (23, 5, 29) @ San Diego, 11/06/11
2 tds, Davante Adams: (24, 1) @ Minnesota, 09/13/20	**TWO TOUCHDOWN RECEPTIONS**	2 tds, Adam Thielen: (37, 19) @ Minnesota, 09/13/20
Jordy Nelson: (3, 11)/Randall Cobb: (22, 3) @ Chicago, 09/28/14	**TWO PLAYERS WITH TWO TD RECEPTIONS**	* Never Has Happened *
	PASSING	
* Never Has Happened *	**500 YARDS PASSING**	503 yards, Philip Rivers vs. San Diego, 10/18/15
429 yards, Aaron Rodgers vs. Oakland, 10/20/19	**400 YARDS PASSING**	463 yards, Dak Prescott @ Dallas, 10/06/19
364 yards, Aaron Rodgers @ Minnesota, 09/13/20	**300 YARDS PASSING**	334 yards, Mitchell Trubisky vs. Chicago, 12/15/19
* Never Has Happened *	**SEVEN TOUCHDOWN PASSES**	* Never Has Happened *
6 tds, Aaron Rodgers: (1, 4, 73, 40, 56, 18) vs. Chicago, 11/09/14	**SIX TOUCHDOWN PASSES**	* Never Has Happened *
5 tds, Aaron Rodgers: (21, 2, 37, 3, 74) vs. Oakland, 10/20/19	**FIVE TOUCHDOWN PASSES**	5 tds, Matthew Stafford: (8, 13, 2, 5, 12) vs. Detroit, 01/01/12
4 tds, Aaron Rodgers: (24, 45, 1, 4) @ Minnesota, 09/13/20	**FOUR TOUCHDOWN PASSES**	4 tds, Kirk Cousins: (14, 3, 75, 22) vs. Minnesota, 09/16/18
3 tds, Aaron Rodgers: (4, 3, 67) @ Kansas City, 10/27/19	**THREE TOUCHDOWN PASSES**	3 tds, Carson Wentz: (6, 3, 20) vs. Philadelphia, 09/26/19
* Never Has Happened *	**FOUR OR MORE INTERCEPTION GAME**	* Never Has Happened *
* Never Has Happened *	**THREE INTERCEPTION GAME**	* Never Has Happened *
2 int, Ha Ha Clinton-Dix @ Chicago, 12/18/16	**TWO INTERCEPTION GAME**	2 int, Harrison Smith vs. Minnesota, 12/23/17
4 ints, Brett Favre vs. Chicago, 12/25/05	**FOUR INTERCEPTIONS THROWN**	4 ints, Nick Foles vs. St. Louis, 10/11/15
3 ints, Aaron Rodgers @ Carolina, 12/17/17	**THREE INTERCEPTIONS THROWN**	3 ints, Daniel Jones @ N.Y. Giants, 12/01/19
2 ints, Brett Hundley @ Detroit, 12/31/17	**TWO INTERCEPTIONS THROWN**	2 ints, Mitchell Trubisky vs. Chicago, 12/15/19
	COMBINED YARDS	
100 yards/323 yards, Aaron Jones/Aaron Rodgers @ Detroit, 12/29/19	**100-YARD RUSHER AND 300-YARD PASSER**	108 yards/307 yards, Christian McCaffrey/Kyle Allen vs. Carolina, 11/10/19
156 yards/364 yards, Davante Adams/Aaron Rodgers @ Minnesota, 09/13/20	**100-YARD RECEIVER AND 300-YARD PASSER**	125/118 yards/334 yards, Allen Robinson II/Anthony Miller/Mitchell Trubisky vs. Chicago, 12/15/19
154 yards/116 yards, Aaron Jones/Davante Adams @ Minnesota, 12/23/19	**100-YARD RUSHER AND 100-YARD RECEIVER**	108 yards/120 yards, Christian McCaffrey/DJ Moore vs. Carolina, 11/10/19
120 yards/315 yards/113 yards, Eddie Lacy/Aaron Rodgers Jordy Nelson @ Baltimore, 10/13/13	**100-YARD RUSHER, 300-YARD PASSER, 100-YARD RECEIVER**	108 yards/307 yards/120 yards, Christian McCaffrey/Kyle Allen DJ Moore vs. Carolina, 11/10/19
	DEFENSE	

THE LAST TIME

22 yards, Bashaud Breeland: (6:08) (Shotgun) 2-M.Ryan pass short right intended for 81-A.Hooper INTERCEPTED by 26-B.Breeland at ATL 22. 26-B.Breeland for 22 yards, TOUCHDOWN. vs. Atlanta, 12/09/18	**INTERCEPTED PASS RETURNED FOR A TOUCHDOWN**	27 yards, Khalil Mack: (:50) (Shotgun) 9-D.Kizer pass short middle intended for 88-T.Montgomery INTERCEPTED by 52-K.Mack [95-R.Robertson-Harris] at GB 27. 52-K.Mack for 27 yards, TOUCHDOWN. vs. Chicago, 09/09/18
62 yards, Dean Lowry: (4:31) 66-L.Wester reported in as eligible. 3-J.Winston sacked at GB 38 for -8 yards (97-K.Clark). FUMBLES (97-K.Clark) [97-K.Clark], RECOVERED by GB-94-D.Lowry at GB 38. 94-D.Lowry for 62 yards, TOUCHDOWN. vs. Tampa Bay, 12/03/17	**FUMBLE RETURNED FOR A TOUCHDOWN**	15 yards, Desmond Trufant: (14:17) (Shotgun) 12-A.Rodgers sacked at GB 21 for -9 yards (44-V.Beasley). FUMBLES (44-V.Beasley) [44-V.Beasley], RECOVERED by ATL-21-D.Trufant at GB 15. 21-D.Trufant for 15 yards, TOUCHDOWN. The Replay Official reviewed the backward pass ruling, and the play was Upheld. The ruling on the field stands. @ Atlanta, 09/17/17
Jaire Alexander: (11:43) 8-K.Cousins sacked in End Zone for -4 yards, SAFETY (23-J.Alexander). @ Minnesota, 09/13/20	**SAFETY SCORED**	Mark Barron: (2:54) 33-A.Jones up the middle tackled in End Zone for -1 yards, SAFETY (26-M.Barron). @ L.A. Rams, 10/28/18
Green Bay 22, Buffalo 0 vs. Buffalo, 09/30/18	**SHUTOUT**	Detroit 31, Green Bay 0 vs. Detroit, 12/30/18
4.0 sk, Kabeer Gbaja-Biamila @ Chicago, 01/02/05	**FOUR SACK GAME**	4.0 sk, Chris Clemons @ Seattle, 09/24/12
3.5 sk, Za'Darius Smith @ Minnesota, 12/23/19	**THREE SACK GAME**	3.0 sk, Ezekiel Ansah @ Detroit, 12/31/17
2.0 sk, Kenny Clark vs. Chicago, 12/15/19	**TWO SACK GAME**	2.0 sk, Arik Armstead @ San Francisco, 11/24/19

SPECIAL TEAMS

108 yards, Randall Cobb: 6-T.Morstead kicks 73 yards from NO 35 to GB -8. 18-R.Cobb for 108 yards, TOUCHDOWN. vs. New Orleans, 09/08/11	**KICKOFF RETURNED FOR A TOUCHDOWN**	99 yards, Andre Roberts: 2-M.Crosby kicks 64 yards from GB 35 to NYJ 1. 19-A.Roberts for 99 yards, TOUCHDOWN. @ N.Y. Jets, 12/23/18
55 yards, Micah Hyde: (5:04) 6-S.Martin punts 45 yards to GB 45, Center-48-D.Muhlbach. 33-M.Hyde for 55 yards, TOUCHDOWN. vs. Detroit, 12/28/14	**PUNT RETURNED FOR A TOUCHDOWN**	75 yards, Marcus Thigpen: (2:27) 8-T.Masthay punts 31 yards to BUF 25, Center-61-B.Goode. 11-M.Thigpen for 75 yards, TOUCHDOWN. @ Buffalo, 12/14/14
* Never Has Happened *	**BLOCKED FIELD GOAL RETURNED FOR A TOUCHDOWN**	Lamar King: (8:10) 8-R.Longwell 50 yard field goal is BLOCKED (92-L.King), Center-60-R.Davis, Holder-11-M.Hasselbeck, RECOVERED by SEA-24-S.Springs at SEA 39. 24-S.Springs for 61 yards, TOUCHDOWN. PENALTY on GB-11-M.Hasselbeck, Unsportsmanlike Conduct, 15 yards, enforced between downs. vs. Seattle, 11/01/99
Geronimo Allison: (7:33) 6-M.Wile punt is BLOCKED by 81-G.Allison, Center-47-K.McDermott, RECOVERED by GB-37-J.Jackson at MIN -1. TOUCHDOWN. vs. Minnesota, 09/16/18	**BLOCKED PUNT RETURNED FOR A TOUCHDOWN**	Bryan Braman: (5:35) 8-T.Masthay punt is BLOCKED by 50-B.Braman, Center-61-B.Goode, RECOVERED by HST-11-D.Posey at GB 0. TOUCHDOWN. @ Houston, 10/14/12
54 yards, Mason Crosby: (:50) 2-M.Crosby 54 yard field goal is GOOD, Center-43-H.Bradley, Holder-6-J.Scott. @ L.A. Chargers, 11/03/19	**MADE FIELD GOAL OF 50 YARDS OR LONGER**	56 yards, Matt Prater: (11:13) 5-M.Prater 56 yard field goal is GOOD, Center-48-D.Muhlbach, Holder-6-S.Martin. @ Detroit, 12/29/19
38 yards, Mason Crosby: (6:50) 2-M.Crosby 38 yard field goal is BLOCKED (91-A.Robinson), Center-54-D.Hart, Holder-8-J.Vogel. vs. Detroit, 11/06/17	**BLOCKED FIELD GOAL**	50 yards, Greg Zuerlein: (4:19) 4-G.Zuerlein 50 yard field goal is BLOCKED (95-D.Jones), Center-44-J.McQuaide, Holder-6-J.Hekker. vs. St. Louis, 10/11/15
JK Scott: (13:20) 51-K.Fackrell reported in as eligible. 6-J.Scott punt is BLOCKED by 38-B.Bolden, Center-43-H.Bradley, RECOVERED by MIA-88-L.Carroo at GB 28. 88-L.Carroo to GB 28 for no gain (44-A.Morrison). vs. Miami, 11/11/18	**BLOCKED PUNT**	Matt Wile: (7:33) 6-M.Wile punt is BLOCKED by 81-G.Allison, Center-47-K.McDermott, RECOVERED by GB-37-J.Jackson at MIN -1. TOUCHDOWN. vs. Minnesota, 09/16/18
Mason Crosby: 2-M.Crosby extra point is No Good, Wide Right, Center-43-H.Bradley, Holder-6-J.Scott. @ Minnesota, 12/23/19	**MISSED POINT AFTER TOUCHDOWN ATTEMPT**	Dustin Hopkins: 3-D.Hopkins extra point is No Good, Wide Right, Center-57-N.Sundberg, Holder-5-T.Way. vs. Washington, 12/08/19
Dan Bailey: 5-D.Bailey extra point is Blocked (28-T.Brown), Center-58-A.Cutting, Holder-2-B.Colquitt. vs. Minnesota, 09/15/19	**POINT AFTER TOUCHDOWN ATTEMPT BLOCKED**	Mason Crosby: 2-M.Crosby extra point is Blocked (77-R.Hageman), Center-61-B.Goode, Holder-8-T.Masthay. vs. Atlanta, 12/08/14
Jermaine Whitehead: 2-M.Crosby kicks onside 14 yards from GB 35 to GB 49. RECOVERED by GB-35-J.Whitehead. @ Detroit, 12/31/17	**SUCCESSFUL ONSIDE KICK**	Jayron Kearse: 2-K.Forbath kicks onside 12 yards from MIN 35 to MIN 47. RECOVERED by MIN-27-J.Kearse. vs. Minnesota, 12/24/16
5 fg, Mason Crosby: (37, 40, 31, 48, 36) vs. Minnesota, 09/16/18	**FIVE FIELD GOALS**	5 fg, Matt Prater: (26, 22, 41, 51, 54) vs. Detroit, 10/14/19
4 fg, Mason Crosby: (29, 39, 51, 27) vs. San Francisco, 10/15/18	**FOUR FIELD GOALS**	4 fg, Michael Badgley: (29, 40, 34, 43) @ L.A. Chargers, 11/03/19
3 fg, Mason Crosby: (32, 40, 33) @ Detroit, 12/29/19	**THREE FIELD GOALS**	3 fg, Chase McLaughlin: (29, 27, 48) @ San Francisco, 11/24/19

TEAM/MISCELLANEOUS

522 yards, Green Bay 522, Minnesota 382 @ Minnesota, 09/13/20	**500 TOTAL YARDS OF OFFENSE**	563 yards, Dallas 563, Green Bay 335 @ Dallas, 10/06/19
432 yards, Green Bay 432, Detroit 305 @ Detroit, 12/29/19	**400 TOTAL YARDS OF OFFENSE**	415 yards, Chicago 415, Green Bay 292 vs. Chicago, 12/15/19

THE LAST TIME

ST: (2:04) L.Taylor and J.Tretter reported in as eligible. E.Lacy right tackle for 1 yard, TOUCHDOWN.ST: (3:38) (Shotgun) A.Rodgers pass short right to D.Adams for 6 yards, TOUCHDOWN.ST: (10:45) (No Huddle, Shotgun) A.Rodgers pass deep right to J.Nelson for 27 yards, TOUCHDOWN.ST: (14:52) (Shotgun) A.Rodgers pass short left to E.Lacy for 32 yards, TOUCHDOWN.DEF: (10:49) (No Huddle, Shotgun) M.Sanchez FUMBLES (Aborted) at GB 39, RECOVERED by GB-C.Hayward at PHI 49. C.Hayward for 49 yards, TOUCHDOWN.DEF: (6:07) (No Huddle, Shotgun) M.Sanchez pass short right intended for B.Celek INTERCEPTED by J.Peppers at GB 48. J.Peppers for 52 yards, TOUCHDOWN. PENALTY on PHI-M.Sanchez, Low Block, 15 yards, enforced between downs.OFF: (2:18) D.Jones punts 50 yards to GB 25, Center-J.Dorenbos. M.Hyde for 75 yards, TOUCHDOWN. PENALTY on GB, Unsportsmanlike Conduct, 15 yards, enforced between downs. vs. Philadelphia, 11/16/14	**TOUCHDOWN ON OFFENSE, DEFENSE AND SPECIAL TEAMS**	ST: (11:44) (Shotgun) J.Freeman pass short left to K.Winslow for 7 yards, TOUCHDOWN.ST: (4:20) (Shotgun) J.Freeman pass short right to S.Stroughter for 7 yards, TOUCHDOWN.ST: (8:52) (Shotgun) J.Freeman pass short right to D.Ward for 6 yards, TOUCHDOWN.DEF: (:52) (Shotgun) A.Rodgers pass deep left intended for D.Driver INTERCEPTED by T.Jackson at GB 35. T.Jackson for 35 yards, TOUCHDOWN.OFF: (12:09) (Punt formation) J.Kapinos punt is BLOCKED by G.Hayes, Center-B.Goode, RECOVERED by TB-R.Barber at GB 31. R.Barber for 31 yards, TOUCHDOWN. @ Tampa Bay, 11/08/09
Aaron Rodgers: (Pass formation) TWO-POINT CONVERSION ATTEMPT. 12-A.Rodgers pass to 81-G.Allison is complete. ATTEMPT SUCCEEDS. @ Minnesota, 12/23/19	**MADE TWO-POINT CONVERSION**	Dalvin Cook/Dalvin Cook/Kirk Cousins: TWO-POINT CONVERSION ATTEMPT. 33-D.Cook rushes up the middle. ATTEMPT SUCCEEDS.(Pass formation) TWO-POINT CONVERSION ATTEMPT. 33-D.Cook rushes up the middle. ATTEMPT SUCCEEDS.TWO-POINT CONVERSION ATTEMPT. 8-K.Cousins pass to 19-A.Thielen is complete. ATTEMPT SUCCEEDS.PENALTY on GB-20-K.King, Defensive Holding, 5 yards, enforced between downs. @ Minnesota, 09/13/20
Aaron Rodgers: TWO-POINT CONVERSION ATTEMPT. 12-A.Rodgers pass to 83-M.Valdes-Scantling is incomplete. ATTEMPT FAILS. @ Detroit, 10/07/18	**FAILED TWO-POINT CONVERSION**	Dwayne Haskins: TWO-POINT CONVERSION ATTEMPT. 7-D.Haskins rushes left tackle. ATTEMPT FAILS. vs. Washington, 12/08/19
Green Bay 53, Philadelphia 20 vs. Philadelphia, 11/16/14	**50 POINTS**	New Orleans 51, Green Bay 29 @ New Orleans, 11/24/08
Green Bay 43, Minnesota 34 @ Minnesota, 09/13/20	**40 POINTS**	Washington 42, Green Bay 24 @ Washington, 11/20/16
Green Bay 44, N.Y. Jets 38 @ N.Y. Jets, 12/23/18	**OVERTIME WIN**	Miami 23, Green Bay 20 vs. Miami, 10/17/10
Miami 23, Green Bay 20 vs. Miami, 10/17/10	**OVERTIME LOSS**	Green Bay 44, N.Y. Jets 38 @ N.Y. Jets, 12/23/18
Minnesota 26, Green Bay 26 vs. Minnesota, 11/24/13	**OVERTIME TIE**	Minnesota 26, Green Bay 26 vs. Minnesota, 11/24/13

THIRD DOWN EFFICIENCY

PACKERS 2020 REGULAR SEASON THIRD DOWN EFFICIENCY

		PACKERS										
Date	**Opponent**	**3rd & 1**	**3rd & 2**	**3rd & 3**	**3rd & 4**	**3rd & 5**	**3rd & 6**	**3rd & 7**	**3rd & 8**	**3rd & 9**	**3rd & 10+**	**Total**
09/13	at Minnesota	1 / 2	0 / 0	0 / 0	0 / 1	2 / 2	1 / 2	2 / 2	0 / 0	0 / 0	0 / 2	6 / 11
12/31	Detroit	--	--	--	--	--	--	--	--	--	--	--
12/31	at New Orleans	--	--	--	--	--	--	--	--	--	--	--
12/31	Atlanta	--	--	--	--	--	--	--	--	--	--	--
12/31	at Tampa Bay	--	--	--	--	--	--	--	--	--	--	--
12/31	at Houston	--	--	--	--	--	--	--	--	--	--	--
12/31	Minnesota	--	--	--	--	--	--	--	--	--	--	--
12/31	at San Francisco	--	--	--	--	--	--	--	--	--	--	--
12/31	Jacksonville	--	--	--	--	--	--	--	--	--	--	--
12/31	at Indianapolis	--	--	--	--	--	--	--	--	--	--	--
12/31	Chicago	--	--	--	--	--	--	--	--	--	--	--
12/31	Philadelphia	--	--	--	--	--	--	--	--	--	--	--
12/31	at Detroit	--	--	--	--	--	--	--	--	--	--	--
12/31	Carolina	--	--	--	--	--	--	--	--	--	--	--
12/31	Tennessee	--	--	--	--	--	--	--	--	--	--	--
12/31	at Chicago	--	--	--	--	--	--	--	--	--	--	--
	TOTALS	**1 / 2**	**0 / 0**	**0 / 0**	**0 / 1**	**2 / 2**	**1 / 2**	**2 / 2**	**0 / 0**	**0 / 0**	**0 / 2**	**6 / 11**
		50.0%	**0.0%**	**0.0%**	**0.0%**	**100.0%**	**50.0%**	**100.0%**	**0.0%**	**0.0%**	**0.0%**	**54.5%**
		3RD & 1-3: 1 / 2 = 50.0%			**3RD & 4-6: 3 / 5 = 60.0%**			**3RD & 7-10+: 2 / 4 = 50.0%**				

OPPONENT 2020 REGULAR SEASON THIRD DOWN EFFICIENCY

		OPPONENT										
Date	**Opponent**	**3rd & 1**	**3rd & 2**	**3rd & 3**	**3rd & 4**	**3rd & 5**	**3rd & 6**	**3rd & 7**	**3rd & 8**	**3rd & 9**	**3rd & 10+**	**Total**
09/13	at Minnesota	2 / 2	0 / 0	0 / 0	0 / 0	0 / 0	0 / 0	0 / 0	1 / 3	0 / 0	0 / 1	3 / 6
12/31	Detroit	--	--	--	--	--	--	--	--	--	--	--
12/31	at New Orleans	--	--	--	--	--	--	--	--	--	--	--
12/31	Atlanta	--	--	--	--	--	--	--	--	--	--	--
12/31	at Tampa Bay	--	--	--	--	--	--	--	--	--	--	--
12/31	at Houston	--	--	--	--	--	--	--	--	--	--	--
12/31	Minnesota	--	--	--	--	--	--	--	--	--	--	--
12/31	at San Francisco	--	--	--	--	--	--	--	--	--	--	--
12/31	Jacksonville	--	--	--	--	--	--	--	--	--	--	--
12/31	at Indianapolis	--	--	--	--	--	--	--	--	--	--	--
12/31	Chicago	--	--	--	--	--	--	--	--	--	--	--
12/31	Philadelphia	--	--	--	--	--	--	--	--	--	--	--
12/31	at Detroit	--	--	--	--	--	--	--	--	--	--	--
12/31	Carolina	--	--	--	--	--	--	--	--	--	--	--
12/31	Tennessee	--	--	--	--	--	--	--	--	--	--	--
12/31	at Chicago	--	--	--	--	--	--	--	--	--	--	--
	TOTALS	**2 / 2**	**0 / 0**	**0 / 0**	**0 / 0**	**0 / 0**	**0 / 0**	**0 / 0**	**1 / 3**	**0 / 0**	**0 / 1**	**3 / 6**
		100.0%	**0.0%**	**0.0%**	**0.0%**	**0.0%**	**0.0%**	**0.0%**	**33.3%**	**0.0%**	**0.0%**	**50.0%**
		3RD & 1-3: 2 / 2 = 100.0%			**3RD & 4-6: 0 / 0 = 0.0%**			**3RD & 7-10+: 1 / 4 = 25.0%**				

FOURTH DOWN EFFICIENCY

2020 REGULAR SEASON FOURTH DOWN EFFICIENCY

		PACKERS						OPPONENT					
Date	Opponent	4th & 1	4th & 2	4th & 3	4th & 4	4th & 5+	Total	4th & 1	4th & 2	4th & 3	4th & 4	4th & 5+	Total
09/13	at Minnesota	1 / 2	0 / 0	0 / 0	0 / 0	0 / 0	1 / 2	0 / 0	0 / 0	0 / 1	0 / 0	0 / 0	0 / 1
09/20	Detroit	--	--	--	--	--	--	--	--	--	--	--	--
09/27	at New Orleans	--	--	--	--	--	--	--	--	--	--	--	--
10/05	Atlanta	--	--	--	--	--	--	--	--	--	--	--	--
10/18	at Tampa Bay	--	--	--	--	--	--	--	--	--	--	--	--
10/25	at Houston	--	--	--	--	--	--	--	--	--	--	--	--
11/01	Minnesota	--	--	--	--	--	--	--	--	--	--	--	--
11/05	at San Francisco	--	--	--	--	--	--	--	--	--	--	--	--
11/15	Jacksonville	--	--	--	--	--	--	--	--	--	--	--	--
11/22	at Indianapolis	--	--	--	--	--	--	--	--	--	--	--	--
11/29	Chicago	--	--	--	--	--	--	--	--	--	--	--	--
12/06	Philadelphia	--	--	--	--	--	--	--	--	--	--	--	--
12/13	at Detroit	--	--	--	--	--	--	--	--	--	--	--	--
12/20	Carolina	--	--	--	--	--	--	--	--	--	--	--	--
12/27	Tennessee	--	--	--	--	--	--	--	--	--	--	--	--
01/03	at Chicago	--	--	--	--	--	--	--	--	--	--	--	--
	TOTALS	**1 / 2**	**0 / 0**	**0 / 0**	**0 / 0**	**0 / 0**	**1 / 2**	**0 / 0**	**0 / 0**	**0 / 1**	**0 / 0**	**0 / 0**	**0 / 1**
		50.0%	**0.0%**	**0.0%**	**0.0%**	**0.0%**	**50.0%**	**0.0%**	**0.0%**	**0.0%**	**0.0%**	**0.0%**	**0.0%**

GAME SUMMARIES

GAME SUMMARIES

43

WEEK 1

Green Bay Packers 43, Minnesota Vikings 34

0 U.S. Bank Stadium Sep 13, 2020

34

Green Bay Packers	3	19	7	14	—	43
Minnesota Vikings	7	3	0	24	—	34

Minnesota Vikings Starters

OFFENSE			DEFENSE		
WR	81	B. Johnson	LE	95	I. Odenigbo
LT	71	R. Reiff	NT	93	S. Stephen
LG	78	D. Dozier	DT	94	J. Johnson
C	56	G. Bradbury	DE	90	J. Holmes
RG	65	P. Elflein	SLB	55	A. Barr
RT	75	B. O'Neill	MLB	54	E. Kendricks
TE	82	K. Rudolph	WLB	50	E. Wilson
WR	19	A. Thielen	CB	27	C. Dantzler
QB	8	K. Cousins	CB	21	M. Hughes
RB	33	D. Cook	S	22	H. Smith
FB	30	C. Ham	FS	41	A. Harris

Green Bay Packers Starters

OFFENSE			DEFENSE		
WR	17	D. Adams	DE	94	D. Lowry
TE	89	M. Lewis	NT	97	K. Clark
LT	69	D. Bakhtiari	DE	96	K. Kake
LG	62	L. Patrick	OLB	91	P. Smith
C	63	C. Linsley	ILB	58	C. Kirksey
RG	65	L. Taylor	ILB	51	K. Barnes
RT	74	E. Jenkins	OLB	55	Z. Smith
TE	81	J. Deguara	CB	23	J. Alexander
WR	13	A. Lazard	CB	20	K. King
QB	12	A. Rodgers	S	31	A. Amos
RB	33	A. Jones	S	26	D. Savage

OFFICIALS: Referee: Bill Vinovich (52), **Umpire:** Tony Michalek (115), **Down Judge:** Mike Carr (63), **Line Judge:** Jeff Seeman (45), **Field Judge:** David Meslow (118), **Side Judge:** Don Willard (58), **Back Judge:** Perry Paganelli (46), **Replay Official:** Mark Butterworth, **Replay Assistant:** Joe Wollan

Scoring Drives

TEAM	QTR	TIME	SCORING PLAY	GB	MIN
Packers	1	07:27	M.Crosby 31 yd. Field Goal (13-63, 7:33)	3	1
Vikings	1	03:24	D.Cook 1 yd. run (D.Bailey kick) (8-75, 4:03)	3	7
Packers	2	11:39	K.Cousins sacked in end zone by J.Alexander for a Safety	5	7
Packers	2	08:08	M.Crosby 43 yd. Field Goal (8-31, 3:31)	9	7
Packers	2	00:39	D.Adams 24 yd. pass from A.Rodgers (M.Crosby kick) (11-60, 5:25)	15	7
Packers	2	00:14	M.Valdes-Scantling 45 yd. pass from A.Rodgers (M.Crosby kick) (2-45, 0:11)	22	7
Vikings	2	00:00	D.Bailey 35 yd. Field Goal (3-58, 0:14)	23	10
Packers	3	00:09	D.Adams 1 yd. pass from A.Rodgers (M.Crosby kick) (8-61, 4:11)	29	10
Vikings	4	13:53	A.Thielen 37 yd. pass from K.Cousins (D.Cook run) (4-77, 1:16)	29	18
Packers	4	10:02	A.Lazard 4 yd. pass from A.Rodgers (M.Crosby kick) (7-75, 3:51)	36	18
Vikings	4	07:55	D.Cook 3 yd. run (D.Cook run) (7-65, 2:07)	36	26
Packers	4	03:19	A.Jones 5 yd. run (M.Crosby kick) (8-75, 4:36)	43	26
Vikings	4	01:21	A.Thielen 19 yd. pass from K.Cousins (K.Cousins-A.Thielen pass) (9-75, 1:58)	43	34

Green Bay Packers

PASSING	ATT	CP	YDS	SK/YD	TD	LG	INT	RTG
Aaron Rodgers	44	32	364	0/0	4	45	0	127.5
TOTAL	**44**	**32**	**364**	**0/0**	**4**	**45**	**0**	**127.5**

RUSHING	ATT	YDS	AVG	LG	TD
Aaron Jones	16	66	4.1	15	1
Tyler Ervin	3	38	12.7	21	0
Jamaal Williams	7	21	3.0	5	0
Allen Lazard	1	19	19.0	19	0
AJ Dillon	2	14	7.0	8	0
Aaron Rodgers	1	2	2.0	2	0
Tim Boyle	2	-2	-1.0	-1	0
TOTAL	**32**	**158**	**4.9**	**21**	**1**

RECEIVING	NO	YDS	AVG	LG	TD
Davante Adams	14	156	11.1	40	2
Aaron Jones	4	10	2.5	6	0
Allen Lazard	4	63	15.8	38	1
Jamaal Williams	4	21	5.3	15	0
Marquez Valdes-Scantling	4	96	24.0	45t	1
Josiah Deguara	1	12	12.0	12	0
Tyler Ervin	1	6	6.0	6	0
TOTAL	**32**	**364**	**11.4**	**45**	**4**

TOP DEFENSE	TOT	SOLO	AST	SCK	YDS	INT
Christian Kirksey	12	6	6	0.0	0.0	0
Krys Barnes	6	4	2	0.0	0.0	0
Darnell Savage	5	3	2	0.0	0.0	0

FIELD GOALS	FGA/FGM	PERCENT	RESULTS
Mason Crosby	2-2	100.0	(31, 43)
TOTAL	**2-2**	**100.0**	

Minnesota Vikings

PASSING	ATT	CP	YDS	SK/YD	TD	LG	INT	RTG
Kirk Cousins	25	19	259	2/11	2	37	1	118.6
TOTAL	**25**	**19**	**259**	**2/11**	**2**	**37**	**1**	**118.6**

RUSHING	ATT	YDS	AVG	LG	TD
Alexander Mattison	6	50	8.3	21	0
Dalvin Cook	12	50	4.2	12	2
Kirk Cousins	4	34	8.5	16	0
TOTAL	**22**	**134**	**6.1**	**21**	**2**

RECEIVING	NO	YDS	AVG	LG	TD
Adam Thielen	6	110	18.3	37t	2
Alexander Mattison	4	30	7.5	9	0
Bisi Johnson	3	56	18.7	29	0
Justin Jefferson	2	26	13.0	17	0
Kyle Rudolph	2	28	14.0	22	0
Dalvin Cook	1	-2	-2.0	-2	0
Irv Smith Jr.	1	11	11.0	11	0
TOTAL	**19**	**259**	**13.6**	**37**	**2**

TOP DEFENSE	TOT	SOLO	AST	SCK	YDS	INT
Eric Kendricks	10	7	3	0.0	0.0	0
Anthony Harris	8	5	3	0.0	0.0	0
Holton Hill	7	7	0	0.0	0.0	0

FIELD GOALS	FGA/FGM	PERCENT	RESULTS
Dan Bailey	1-1	100.0	(35)
TOTAL	**1-1**	**100.0**	

MINNEAPOLIS (AP) — Aaron Rodgers took full advantage of the young cornerbacks and the empty building in Minnesota, passing for 364 yards and four touchdowns to lead the Packers past the Vikings, 43-34. Davante Adams thrived all over the field with a franchise-record-tying 14 catches for 156 yards and two touchdowns. Marquez Valdes-Scantling and Allen Lazard each reached the end zone, too, as Green Bay had its way with a new-look Minnesota defense. Aaron Jones rushed for 66 yards and a touchdown for the Packers, who posted their highest score against the Vikings since a 44-31 victory at the Metrodome on Oct. 27, 2013. This was the most points Minnesota has allowed since coach Mike Zimmer was hired in 2014. Dalvin Cook rushed 12 times for 50 yards, two touchdowns and two two-point conversions. Adam Thielen caught six passes for 110 yards, two scores and another two-pointer, but Cousins underthrew him in the final minute of the first half, when Jaire Alexander, who also recorded a safety on an untouched cornerback blitz in the second quarter, made a bobbling interception.

Team Statistics

Packers		Vikings
31	First Downs	25
6/11/55%	3rd Down Eff. (Made/Att/Pct)	3/6/50%
1/2/50%	4th Down Eff. (Made/Att/Pct)	0/1/0%
522	Total Net Yards	382
76	Total Plays	49
6.9	Yards Per Play	7.8
32/158	Rushes/Net Yards	22/134
364	Net Passing	248
44/32	Pass Attempts/Completions	25/19
0	Had Intercepted	1
0/0	Sacked/Yards Lost	2/11
1/40.0	Punts/Average	2/40.0
6/63	Penalties/Yards	5/20
1/0	Fumbles/Lost	0/0
41:16	Possession Time	18:44

National Football League Game Summary

NFL Copyright © 2020 by The National Football League. All rights reserved. This summary and play-by-play is for the express purpose of assisting media in their coverage of the game; any other use of this material is prohibited without the written permission of the National Football League.

Date: Sunday, 9/13/2020

Green Bay Packers at Minnesota Vikings

at U.S. Bank Stadium, Minneapolis, MN

Start Time: 12:02 PM CDT

Game Day Weather

Game Weather: N/A (Indoors)

Played Closed Stadium on Turf: Field Turf

Outdoor Weather: ,

Officials

Referee: Vinovich, Bill (52)	Umpire: Michalek, Tony (115)	Down Judge: Carr, Mike (63)
Line Judge: Seeman, Jeff (45)	Field Judge: Meslow, David (118)	Side Judge: Willard, Don (58)
Back Judge: Paganelli, Perry (46)	Replay Official: Butterworth, Mark (0)	

Lineups

Green Bay Packers

Offense			Defense		
WR	17	D.Adams	DE	94	D.Lowry
LT	69	D.Bakhtiari	NT	97	K.Clark
RT	74	E.Jenkins	DE	96	K.Keke
C	63	C.Linsley	OLB	91	P.Smith
RG	65	L.Taylor	ILB	58	C.Kirksey
LG	62	L.Patrick	ILB	51	K.Barnes
TE	89	M.Lewis	OLB	55	Z.Smith
WR	13	A.Lazard	CB	23	J.Alexander
TE	81	J.Deguara	CB	20	K.King
QB	12	A.Rodgers	S	31	A.Amos
RB	33	A.Jones	S	26	D.Savage

Minnesota Vikings

Offense			Defense		
WR	81	O.Johnson	LE	95	I.Odenigbo
LT	71	R.Reiff	NT	93	S.Stephen
LG	78	D.Dozier	DT	94	J.Johnson
C	56	G.Bradbury	DE	90	J.Holmes
RG	65	P.Elflein	SLB	55	A.Barr
RT	75	B.O'Neill	MLB	54	E.Kendricks
TE	82	K.Rudolph	WLB	50	E.Wilson
WR	19	A.Thielen	LCB	21	M.Hughes
QB	8	K.Cousins	RCB	27	C.Dantzler
RB	33	D.Cook	SS	22	H.Smith
FB	30	C.Ham	FS	41	A.Harris

Substitutions

K 2 M.Crosby, P 6 J.Scott, QB 8 T.Boyle, DB 25 W.Redmond, RB 28 A.Dillon, DB 29 K.Hollman, RB 30 J.Williams, RB 32 T.Ervin, DB 36 V.Scott, DB 37 J.Jackson, DB 39 C.Sullivan, LB 42 O.Burks, LS 43 H.Bradley, LB 44 T.Summers, TE 45 J.Lovett, LB 50 T.Galeai, LB 52 R.Gary, DE 53 J.Garvin, G 71 R.Wagner, T 73 Y.Nijman, G 76 J.Runyan, WR 83 M.Valdes-Scantling, TE 85 R.Tonyan, WR 86 M.Taylor, TE 87 J.Sternberger, DT 95 T.Lancaster

Substitutions

P 2 B.Colquitt, K 5 D.Bailey, WR 11 T.Sharpe, WR 17 K.Osborn, WR 18 J.Jefferson, DB 20 J.Gladney, RB 23 M.Boone, DB 24 H.Hill, RB 25 A.Mattison, DB 26 N.Meadors, DB 29 K.Boyd, RB 31 A.Abdullah, LB 45 T.Dye, LB 47 H.Nickerson, DE 51 H.Mata'afa, LB 52 E.Yarbrough, LS 58 A.Cutting, T 69 R.Hill, G 73 D.Samia, T 74 O.Udoh, TE 83 T.Conklin, TE 84 I.Smith, WR 85 D.Chisena, DE 91 Y.Ngakoue, DT 96 A.Watts

Did Not Play

Did Not Play

QB 4 S.Mannion

Not Active

QB 10 J.Love, WR 19 E.St. Brown, DB 24 R.Greene, DB 35 P.Nickerson, LB 56 R.Ramsey, T 77 B.Turner, DE 90 M.Adams

Not Active

WR 12 C.Beebe, DB 38 H.Hand, LB 57 R.Connelly, T 72 E.Cleveland, DT 92 J.Lynch, DE 98 D.Wonnum

Field Goals (made ( ) & missed)

M.Crosby (31) (43)

D.Bailey (35)

		1	2	3	4	OT	Total
VISITOR:	Green Bay Packers	3	19	7	14	0	43
HOME:	Minnesota Vikings	7	3	0	24	0	34

Scoring Plays

Team	Qtr	Time	Play Description (Extra Point) (Drive Info)	Visitor	Home
Packers	1	7:27	M.Crosby 31 yd. Field Goal (13-63, 7:33)	3	0
Vikings	1	3:24	D.Cook 1 yd. run (D.Bailey kick) (8-75, 4:03)	3	7
Packers	2	11:39	K.Cousins sacked in end zone by J.Alexander for a Safety	5	7
Packers	2	8:08	M.Crosby 43 yd. Field Goal (8-31, 3:31)	8	7
Packers	2	0:39	D.Adams 24 yd. pass from A.Rodgers (M.Crosby kick) (11-60, 5:25)	15	7
Packers	2	0:14	M.Valdes-Scantling 45 yd. pass from A.Rodgers (M.Crosby kick) (2-45, 0:11)	22	7
Vikings	2	0:00	D.Bailey 35 yd. Field Goal (3-58, 0:14)	22	10
Packers	3	0:09	D.Adams 1 yd. pass from A.Rodgers (M.Crosby kick) (8-61, 4:11)	29	10
Vikings	4	13:53	A.Thielen 37 yd. pass from K.Cousins (D.Cook run) (4-77, 1:16)	29	18

National Football League Game Summary

NFL Copyright © 2020 by The National Football League. All rights reserved. This summary and play-by-play is for the express purpose of assisting media in their coverage of the game; any other use of this material is prohibited without the written permission of the National Football League.

Packers	4	10:02	A.Lazard 4 yd. pass from A.Rodgers (M.Crosby kick) (7-75, 3:51)	36	18
Vikings	4	7:55	D.Cook 3 yd. run (D.Cook run) (7-65, 2:07)	36	26
Packers	4	3:19	A.Jones 5 yd. run (M.Crosby kick) (8-75, 4:36)	43	26
Vikings	4	1:21	A.Thielen 19 yd. pass from K.Cousins (K.Cousins-A.Thielen pass) (9-75, 1:58)	43	34

Paid Attendance: 0 Time: 3:12

Green Bay Packers vs Minnesota Vikings
9/13/2020 at U.S. Bank Stadium

Final Individual Statistics

Green Bay Packers

RUSHING	ATT	YDS	AVG	LG	TD
A.Jones	16	66	4.1	15	1
T.Ervin	3	38	12.7	21	0
J.Williams	7	21	3.0	5	0
A.Lazard	1	19	19.0	19	0
A.Dillon	2	14	7.0	8	0
A.Rodgers	1	2	2.0	2	0
T.Boyle	2	-2	-1.0	-1	0
Total	32	158	4.9	21	1

PASSING	ATT	CMP	YDS	SK/YD	TD	LG	IN	RT
A.Rodgers	44	32	364	0/0	4	**45**	0	127.5
Total	44	32	364	0/0	4	45	0	127.5

PASS RECEIVING	TAR	REC	YDS	AVG	LG	TD
D.Adams	17	14	156	11.1	40	2
M.Valdes-Scantling	6	4	96	24.0	**45**	1
A.Lazard	4	4	63	15.8	38	1
J.Williams	4	4	21	5.3	15	0
A.Jones	6	4	10	2.5	6	0
J.Deguara	2	1	12	12.0	12	0
T.Ervin	1	1	6	6.0	6	0
J.Sternberger	1	0	0	0.0	0	0
Total	41	32	364	11.4	45	4

INTERCEPTIONS	NO	YDS	AVG	LG	TD
J.Alexander	1	-4	-4.0	-4	0
Total	1	-4	-4.0	-4	0

PUNTING	NO	YDS	AVG	NET	TB	IN20	LG
J.Scott	1	40	40.0	40.0	0	1	40
Total	1	40	40.0	40.0	0	1	40

PUNT RETURNS	NO	YDS	AVG	FC	LG	TD
T.Ervin	1	0	0.0	1	0	0
Total	1	0	0.0	1	0	0

KICKOFF RETURNS	NO	YDS	AVG	FC	LG	TD
T.Ervin	1	18	18.0	0	18	0
[TOUCHBACK]	4	0	0.0	0	0	0
Total	1	18	18.0	0	18	0

Minnesota Vikings

RUSHING	ATT	YDS	AVG	LG	TD
D.Cook	12	50	4.2	12	2
A.Mattison	6	50	8.3	21	0
K.Cousins	4	34	8.5	16	0
Total	22	134	6.1	21	2

PASSING	ATT	CMP	YDS	SK/YD	TD	LG	IN	RT
K.Cousins	25	19	259	2/11	2	**37**	1	118.6
Total	25	19	259	2/11	2	37	1	118.6

PASS RECEIVING	TAR	REC	YDS	AVG	LG	TD
A.Thielen	8	6	110	18.3	**37**	2
A.Mattison	4	4	30	7.5	9	0
O.Johnson	4	3	56	18.7	29	0
K.Rudolph	2	2	28	14.0	22	0
J.Jefferson	3	2	26	13.0	17	0
I.Smith	1	1	11	11.0	11	0
D.Cook	2	1	-2	-2.0	-2	0
T.Sharpe	1	0	0	0.0	0	0
Total	25	19	259	13.6	37	2

INTERCEPTIONS	NO	YDS	AVG	LG	TD
Total	0	0	0	0	0

PUNTING	NO	YDS	AVG	NET	TB	IN20	LG
B.Colquitt	2	80	40.0	40.0	0	1	40
Total	2	80	40.0	40.0	0	1	40

PUNT RETURNS	NO	YDS	AVG	FC	LG	TD
[OUT OF BOUNDS]	1	0	0.0	0	0	0
Total	0	0	0.0	0	0	0

KICKOFF RETURNS	NO	YDS	AVG	FC	LG	TD
K.Osborn	2	64	32.0	0	38	0
[TOUCHBACK]	6	0	0.0	0	0	0
Total	2	64	32.0	0	38	0

Green Bay Packers

FUMBLES	FUM	LOST	OWN-REC	YDS	TD	FORCED	OPP-REC	YDS	TD	OUT-BDS
A.Jones	1	0	0	0	0	0	0	0	0	1
Total	1	0	0	0	0	0	0	0	0	1

Minnesota Vikings

FUMBLES	FUM	LOST	OWN-REC	YDS	TD	FORCED	OPP-REC	YDS	TD	OUT-BDS
E.Wilson	0	0	0	0	0	1	0	0	0	0
Total	0	0	0	0	0	1	0	0	0	0

Green Bay Packers vs Minnesota Vikings
9/13/2020 at U.S. Bank Stadium

Final Team Statistics

	Visitor Packers	Home Vikings
TOTAL FIRST DOWNS	31	25
By Rushing	11	10
By Passing	17	12
By Penalty	3	3
THIRD DOWN EFFICIENCY	6-11-55%	3-6-50%
FOURTH DOWN EFFICIENCY	1-2-50%	0-1-0%
TOTAL NET YARDS	522	382
Total Offensive Plays (inc. times thrown passing)	76	49
Average gain per offensive play	6.9	7.8
NET YARDS RUSHING	158	134
Total Rushing Plays	32	22
Average gain per rushing play	4.9	6.1
Tackles for a loss-number and yards	0-0	1-1
NET YARDS PASSING	364	248
Times thrown - yards lost attempting to pass	0-0	2-11
Gross yards passing	364	259
PASS ATTEMPTS-COMPLETIONS-HAD INTERCEPTED	44-32-0	25-19-1
Avg gain per pass play (inc.# thrown passing)	8.3	9.2
KICKOFFS Number-In End Zone-Touchbacks	8-8-6	6-4-4
PUNTS Number and Average	1-40.0	2-40.0
Had Blocked	0	0
FGs - PATs Had Blocked	0-0	0-0
Net Punting Average	40.0	40.0
TOTAL RETURN YARDAGE (Not Including Kickoffs)	-4	0
No. and Yards Punt Returns	1-0	0-0
No. and Yards Kickoff Returns	1-18	2-64
No. and Yards Interception Returns	1--4	0-0
PENALTIES Number and Yards	6-63	5-20
FUMBLES Number and Lost	1-0	0-0
TOUCHDOWNS	5	4
Rushing	1	2
Passing	4	2
EXTRA POINTS Made-Attempts	5-5	4-4
Kicking Made-Attempts	5-5	1-1
Passing Made-Attempts	0-0	1-1
Rushing Made-Attempts	0-0	2-2
FIELD GOALS Made-Attempts	2-2	1-1
RED ZONE EFFICIENCY	3-6-50%	3-4-75%
GOAL TO GO EFFICIENCY	3-5-60%	2-2-100%
SAFETIES	1	0
FINAL SCORE	43	34
TIME OF POSSESSION	41:16	18:44

Green Bay Packers vs Minnesota Vikings
9/13/2020 at U.S. Bank Stadium

Ball Possession And Drive Chart

Green Bay Packers

#	Time Recd	Time Lost	Time Poss	How Ball Obtained	Drive Began	# Play	Yds Gain	Yds Pen	Net Yds	1st Down	Last Scrm	How Given Up
1	15:00	7:27	7:33	Kickoff	GB 25	13	58	5	63	5	* MIN 12	Field Goal
2	3:24	12:19	6:05	Kickoff	GB 25	12	74	0	74	5	* MIN 1	Downs
3	11:39	8:08	3:31	Kickoff	GB 44	8	39	-8	31	3	* MIN 25	Field Goal
4	6:04	0:39	5:25	Punt	GB 40	11	55	5	60	4	MIN 24	Touchdown
5	0:25	0:14	0:11	Interception	MIN 45	2	45	0	45	1	MIN 45	Touchdown
6	11:57	7:25	4:32	Punt	GB 9	7	32	0	32	2	GB 41	Punt
7	4:20	0:09	4:11	Downs	GB 39	8	61	0	61	3	* MIN 1	Touchdown
8	13:53	10:02	3:51	Kickoff	GB 25	7	75	0	75	3	* MIN 4	Touchdown
9	7:55	3:19	4:36	Kickoff	GB 25	8	85	-10	75	5	* MIN 5	Touchdown
10	1:21	0:00	1:21	Kickoff	GB 49	2	-2	0	-2	0	GB 48	End of Game

(336) Average GB 34

Minnesota Vikings

#	Time Recd	Time Lost	Time Poss	How Ball Obtained	Drive Began	# Play	Yds Gain	Yds Pen	Net Yds	1st Down	Last Scrm	How Given Up
1	7:27	3:24	4:03	Kickoff	MIN 25	8	60	15	75	4	* GB 1	Touchdown
2	12:19	11:39	0:40	Downs	MIN 1	2	-1	0	-1	0	MIN 4	Safety
3	8:08	6:04	2:04	Kickoff	MIN 25	3	-5	0	-5	0	MIN 20	Punt
4	0:39	0:25	0:14	Kickoff	MIN 25	2	0	0	0	0	MIN 25	Interception
5	0:14	0:00	0:14	Kickoff	MIN 25	3	43	15	58	3	* GB 17	Field Goal
6	15:00	11:57	3:03	Kickoff	MIN 25	6	31	-5	26	2	GB 49	Punt
7	7:25	4:20	3:05	Punt	MIN 19	6	37	5	42	3	GB 39	Downs
8	0:09	13:53	1:16	Kickoff	MIN 23	4	77	0	77	3	GB 37	Touchdown
9	10:02	7:55	2:07	Kickoff	MIN 35	7	65	0	65	5	* GB 3	Touchdown
10	3:19	1:21	1:58	Kickoff	MIN 25	9	75	0	75	5	* GB 19	Touchdown

(228) Average MIN 23

*** inside opponent's 20**

Time of Possession by Quarter		**1st**	**2nd**	**3rd**	**4th**	**OT**	**Total**
Visitor	Green Bay Packers	10:57	11:48	8:43	9:48		41:16
Home	Minnesota Vikings	4:03	3:12	6:17	5:12		18:44

Kickoff Drive No.-Start Average Packers: 5 - GB 29 Vikings: 8 - MIN 26

Green Bay Packers vs Minnesota Vikings
9/13/2020 at U.S. Bank Stadium

Final Defensive Statistics

Green Bay Packers	Regular Defensive Plays											Special Teams					Misc			
	TKL	AST	COMB	SK	/ YDS	TFL	Q	IN	PD	FF	FR	TKL	AST	FF	FR	BL	TKL	AST	FF	FR
C.Kirksey	6	6	12	0	0	0	0	0	0	0	0	0	0	0	0	0	0	0	0	0
K.Barnes	4	2	6	0	0	2	0	0	0	0	0	1	0	0	0	0	0	0	0	0
J.Alexander	4	1	5	1	4	1	1	1	1	0	0	0	0	0	0	0	0	0	0	0
K.King	4	1	5	0	0	0	0	0	0	0	0	0	0	0	0	0	0	0	0	0
D.Savage	3	2	5	0	0	0	0	0	0	0	0	0	0	0	0	0	0	0	0	0
C.Sullivan	2	1	3	0	0	0	0	0	0	0	0	0	0	0	0	0	0	0	0	0
Z.Smith	2	0	2	1	7	1	1	0	0	0	0	0	0	0	0	0	0	0	0	0
W.Redmond	2	0	2	0	0	0	0	0	0	0	0	0	1	0	0	0	0	0	0	0
R.Gary	1	1	2	0	0	0	2	0	0	0	0	0	0	0	0	0	0	0	0	0
A.Amos	1	1	2	0	0	0	0	0	0	0	0	0	0	0	0	0	0	0	0	0
K.Clark	1	1	2	0	0	0	0	0	0	0	0	0	0	0	0	0	0	0	0	0
K.Hollman	0	0	0	0	0	0	0	0	0	0	0	0	1	0	0	0	0	0	0	0
Total	**30**	**16**	**46**	**2**	**11**	**4**	**4**	**1**	**1**	**0**	**0**	**1**	**2**	**0**	**0**	**0**	**0**	**0**	**0**	**0**

TKL = Tackle AST = Assist COMB = Combined QH=QB Hit IN = Interception PD = Pass Defense FF = Forced Fumble FR = Fumble Recovery

Minnesota Vikings	Regular Defensive Plays											Special Teams					Misc			
	TKL	AST	COMB	SK	/ YDS	TFL	QH	IN	PD	FF	FR	TKL	AST	FF	FR	BL	TKL	AST	FF	FR
E.Kendricks	7	3	10	0	0	1	0	0	0	0	0	0	0	0	0	0	0	0	0	0
A.Harris	5	3	8	0	0	0	0	0	0	0	0	0	0	0	0	0	0	0	0	0
H.Hill	7	0	7	0	0	0	0	0	1	0	0	0	0	0	0	0	0	0	0	0
M.Hughes	5	2	7	0	0	0	0	0	0	0	0	0	0	0	0	0	0	0	0	0
A.Barr	6	0	6	0	0	0	0	0	0	0	0	0	0	0	0	0	0	0	0	0
H.Smith	4	0	4	0	0	0	0	0	0	0	0	0	0	0	0	0	0	0	0	0
C.Dantzler	4	0	4	0	0	0	0	0	0	0	0	0	0	0	0	0	0	0	0	0
J.Johnson	3	1	4	0	0	0	0	0	0	0	0	0	0	0	0	0	0	0	0	0
E.Wilson	3	0	3	0	0	0	0	0	0	1	0	0	0	0	0	0	0	0	0	0
E.Yarbrough	2	0	2	0	0	0	1	0	0	0	0	0	0	0	0	0	0	0	0	0
J.Holmes	2	0	2	0	0	1	0	0	0	0	0	0	0	0	0	0	0	0	0	0
S.Stephen	2	0	2	0	0	0	0	0	0	0	0	0	0	0	0	0	0	0	0	0
H.Mata'afa	1	0	1	0	0	0	0	0	0	0	0	0	0	0	0	0	0	0	0	0
A.Watts	0	1	1	0	0	0	0	0	0	0	0	0	0	0	0	0	0	0	0	0
Y.Ngakoue	0	0	0	0	0	0	1	0	0	0	0	0	0	0	0	0	0	0	0	0
M.Boone	0	0	0	0	0	0	0	0	0	0	0	1	0	0	0	0	0	0	0	0
K.Boyd	0	0	0	0	0	0	0	0	0	0	0	1	0	0	0	0	0	0	0	0
A.Thielen	0	0	0	0	0	0	0	0	0	0	0	0	0	0	0	0	1	0	0	0
Total	**51**	**10**	**61**	**0**	**0**	**2**	**2**	**0**	**1**	**1**	**0**	**2**	**0**	**0**	**0**	**0**	**1**	**0**	**0**	**0**

Green Bay Packers vs Minnesota Vikings
9/13/2020 at U.S. Bank Stadium

First Half Summary

	PERIOD SCORES		TIME OF POSSESSION
Packers	3 19 = 22	Packers	22:45
Vikings	7 3 = 10	Vikings	7:15

Scoring Plays

Team	Qtr	Time	Play Description (Extra Point) (Drive Info)	Visitor	Home
Packers	1	7:27	M.Crosby 31 yd. Field Goal (13-63, 7:33)	3	0
Vikings	1	3:24	D.Cook 1 yd. run (D.Bailey kick) (8-75, 4:03)	3	7
Packers	2	11:39	K.Cousins sacked in end zone by J.Alexander for a Safety	5	7
Packers	2	8:08	M.Crosby 43 yd. Field Goal (8-31, 3:31)	8	7
Packers	2	0:39	D.Adams 24 yd. pass from A.Rodgers (M.Crosby kick) (11-60, 5:25)	15	7
Packers	2	0:14	M.Valdes-Scantling 45 yd. pass from A.Rodgers (M.Crosby kick) (2-45, 0:11)	22	7
Vikings	2	0:00	D.Bailey 35 yd. Field Goal (3-58, 0:14)	22	10

	Green Bay Packers	Minnesota Vikings
TOTAL FIRST DOWNS	18	7
First Downs Rushing-Passing-by Penalty	5 - 10 - 3	3 - 2 - 2
THIRD DOWN EFFICIENCY	2-6-33%	1-2-50%
TOTAL NET YARDS	271	97
Total Offensive Plays	44	17
NET YARDS RUSHING	70	54
NET YARDS PASSING	201	43
Gross Yards Passing	201	54
Times thrown-yards lost attempting to pass	0-0	2-11
Pass Attempts-Completions-Had Intercepted	28 - 19 - 0	5 - 3 - 1
Punts-Number and Average	0 - 0	1 - 40
Penalties-Number and Yards	3 - 43	4 - 15
Fumbles-Number and Lost	0 - 0	0 - 0
Red Zone Efficiency	0-3-0%	1-2-50%
Average Drive Start	GB 38	MIN 20

Green Bay Packers

RUSHING	ATT	YDS	AVG	LG	TD
A.Jones	8	25	3.1	9	0
A.Lazard	1	19	19.0	19	0
J.Williams	4	13	3.3	5	0
A.Dillon	1	6	6.0	6	0
T.Ervin	1	5	5.0	5	0
A.Rodgers	1	2	2.0	2	0
Total	16	70	4.4	19	0

PASSING	ATT	CMP	YDS	SK/YD	TD	LG	IN	RT
A.Rodgers	28	19	201	0/0	2	**45**	0	112.4
Total	28	19	201	0/0	2	45	0	112.4

PASS RECEIVING	TAR	REC	YDS	AVG	LG	TD
D.Adams	11	9	103	11.4	**24**	1
J.Williams	4	4	21	5.3	15	0
A.Jones	4	2	5	2.5	6	0
M.Valdes-Scantling	1	1	45	45.0	**45**	1
J.Deguara	2	1	12	12.0	12	0
A.Lazard	1	1	9	9.0	9	0
T.Ervin	1	1	6	6.0	6	0
J.Sternberger	1	0	0	0.0	0	0
Total	25	19	201	10.6	45	2

Minnesota Vikings

RUSHING	ATT	YDS	AVG	LG	TD
A.Mattison	3	34	11.3	21	0
D.Cook	6	18	3.0	8	1
K.Cousins	1	2	2.0	2	0
Total	10	54	5.4	21	1

PASSING	ATT	CMP	YDS	SK/YD	TD	LG	IN	RT
K.Cousins	5	3	54	2/11	0	25	1	57.5
Total	5	3	54	2/11	0	25	1	57.5

PASS RECEIVING	TAR	REC	YDS	AVG	LG	TD
A.Thielen	4	2	32	16.0	25	0
K.Rudolph	1	1	22	22.0	22	0
Total	5	3	54	18.0	25	0

Green Bay Packers **Regular Defensive Plays** **Special Teams** **Misc**

Green Bay Packers vs Minnesota Vikings
9/13/2020 at U.S. Bank Stadium

First Half Summary

	TKL	AST	COMB	SK	/ YDS	TFL	Q	IN	PD	FF	FR	TKL	AST	FF	FR	BL	TKL	AST	FF	FR
K.Barnes	2	2	4	0	0	0	0	0	0	0	0	0	0	0	0	0	0	0	0	0
D.Savage	2	1	3	0	0	0	0	0	0	0	0	0	0	0	0	0	0	0	0	0
C.Kirksey	0	3	3	0	0	0	0	0	0	0	0	0	0	0	0	0	0	0	0	0
J.Alexander	2	0	2	1	4	1	1	1	1	0	0	0	0	0	0	0	0	0	0	0
Total	**6**	**6**	**12**	**1**	**4**	**1**	**1**	**1**	**1**	**0**	**0**	**0**	**0**	**0**	**0**	**0**	**0**	**0**	**0**	**0**

Minnesota Vikings	**Regular Defensive Plays**											**Special Teams**					**Misc**			
	TKL	AST	COMB	SK	/ YDS	TFL	QH	IN	PD	FF	FR	TKL	AST	FF	FR	BL	TKL	AST	FF	FR
A.Harris	4	1	5	0	0	0	0	0	0	0	0	0	0	0	0	0	0	0	0	0
A.Barr	4	0	4	0	0	0	0	0	0	0	0	0	0	0	0	0	0	0	0	0
E.Kendricks	4	0	4	0	0	1	0	0	0	0	0	0	0	0	0	0	0	0	0	0
C.Dantzler	3	0	3	0	0	0	0	0	0	0	0	0	0	0	0	0	0	0	0	0
Total	**15**	**1**	**16**	**0**	**0**	**1**	**0**	**0**	**0**	**0**	**0**	**0**	**0**	**0**	**0**	**0**	**0**	**0**	**0**	**0**

Green Bay Packers vs Minnesota Vikings at U.S. Bank Stadium

Play By Play

First Quarter

9/13/2020

MIN wins the coin toss and elects to defer. GB elects to Receive, and MIN elects to defend the west goal.

D.Bailey kicks 65 yards from MIN 35 to end zone, Touchback.

Green Bay Packers at 15:00

1-10-GB 25	(15:00) A.Jones left end to GB 27 for 2 yards (H.Smith).	
2-8-GB 27	(14:16) A.Jones right tackle to GB 31 for 4 yards (J.Johnson).	
3-4-GB 31	*(13:35) PENALTY on MIN-I.Odenigbo, Neutral Zone Infraction, 5 yards, enforced at GB 31 - No Play.*	X1
1-10-GB 36	(13:24) A.Rodgers pass short left to A.Jones pushed ob at GB 42 for 6 yards (A.Barr).	
2-4-GB 42	(12:43) (Shotgun) A.Rodgers pass short middle to T.Ervin to GB 48 for 6 yards (J.Holmes).	P2
1-10-GB 48	(12:05) (Shotgun) A.Rodgers pass short right to D.Adams ran ob at MIN 45 for 7 yards (H.Hill).	
2-3-MIN 45	(11:33) A.Jones left guard to MIN 36 for 9 yards (E.Kendricks).	R3
1-10-MIN 36	(11:03) (Shotgun) A.Rodgers pass short middle to A.Lazard to MIN 27 for 9 yards (H.Hill).	
2-1-MIN 27	(10:24) J.Williams right tackle to MIN 25 for 2 yards (M.Hughes; A.Watts).	R4
1-10-MIN 25	(9:40) (Shotgun) A.Rodgers pass short left to J.Williams to MIN 10 for 15 yards (A.Barr).	P5
1-10-MIN 10	(8:50) (Shotgun) A.Rodgers pass short middle to J.Williams to MIN 11 for -1 yards (E.Kendricks).	
2-11-MIN 11	(8:19) (Shotgun) A.Rodgers pass short right to A.Jones to MIN 12 for -1 yards (J.Holmes).	
3-12-MIN 12	(7:36) (Shotgun) A.Rodgers pass incomplete short right to A.Jones.	
4-12-MIN 12	**(7:31) M.Crosby 31 yard field goal is GOOD, Center-H.Bradley, Holder-J.Scott.**	

GB 3 MIN 0, 13 plays, 63 yards, 1 penalty, 7:33 drive, 7:33 elapsed

M.Crosby kicks 65 yards from GB 35 to end zone, Touchback.

Minnesota Vikings at 7:27

1-10-MIN 25	(7:27) K.Cousins pass short left to A.Thielen to MIN 32 for 7 yards (K.Barnes).	
2-3-MIN 32	(6:50) K.Cousins pass deep right to A.Thielen to GB 43 for 25 yards (J.Alexander).	P1
1-10-GB 43	(6:11) D.Cook left guard to GB 38 for 5 yards (C.Kirksey; A.Amos).	
	PENALTY on GB-C.Kirksey, Face Mask (15 Yards), 15 yards, enforced at GB 38.	X2
1-10-GB 23	(5:57) D.Cook up the middle pushed ob at GB 15 for 8 yards (D.Savage).	
2-2-GB 15	(5:23) A.Mattison up the middle to GB 10 for 5 yards (C.Kirksey; K.Barnes).	R3
1-10-GB 10	(4:46) A.Mattison right guard to GB 2 for 8 yards (K.Barnes; D.Savage).	
2-2-GB 2	(4:11) D.Cook up the middle to GB 1 for 1 yard (K.Barnes).	
3-1-GB 1	**(3:27) D.Cook left guard for 1 yard, TOUCHDOWN.**	R4
	D.Bailey extra point is GOOD, Center-A.Cutting, Holder-B.Colquitt.	

GB 3 MIN 7, 8 plays, 75 yards, 1 penalty, 4:03 drive, 11:36 elapsed

D.Bailey kicks 65 yards from MIN 35 to end zone, Touchback.

Green Bay Packers at 3:24

1-10-GB 25	(3:24) (Shotgun) A.Rodgers pass short middle to D.Adams to GB 39 for 14 yards (C.Dantzler).	P6
1-10-GB 39	(2:42) J.Williams left tackle to GB 44 for 5 yards (E.Wilson).	
2-5-GB 44	(1:58) (Shotgun) A.Rodgers pass incomplete short right to J.Sternberger.	
3-5-GB 44	(1:52) (Shotgun) A.Rodgers pass short right to D.Adams ran ob at MIN 44 for 12 yards.	P7
1-10-MIN 44	(1:14) A.Lazard right end pushed ob at MIN 25 for 19 yards (H.Smith).	R8
1-10-MIN 25	(:32) (Shotgun) A.Rodgers pass short middle to D.Adams to MIN 18 for 7 yards (E.Wilson).	

END OF QUARTER

	Score	Time Poss	First Downs R	P	X	T	Efficiencies 3 Down	4 Down
Green Bay Packers	**3**	**10:57**	**3**	**4**	**1**	**8**	**1/2**	**0/0**
Minnesota Vikings	**7**	**4:03**	**2**	**1**	**1**	**4**	**1/1**	**0/0**

Play By Play

Second Quarter

Green Bay Packers continued.

2-3-MIN 18	(15:00) (Shotgun) J.Williams right tackle to MIN 13 for 5 yards (S.Stephen).	R9
	Timeout #1 by GB at 14:13.	
1-10-MIN 13	(14:13) (Shotgun) A.Rodgers pass short left to D.Adams to MIN 3 for 10 yards (A.Harris).	P10
1-3-MIN 3	(13:27) A.Jones up the middle for 3 yards, TOUCHDOWN. The Replay Official reviewed the runner broke the plane ruling, and the play was REVERSED. A.Jones up the middle to MIN 1 for 2 yards (A.Harris).	
2-1-MIN 1	(13:13) A.Rodgers pass incomplete short right to A.Jones.	
3-1-MIN 1	(13:07) (Shotgun) A.Jones right guard to MIN 1 for no gain (A.Barr).	
4-1-MIN 1	(12:21) (Shotgun) A.Rodgers pass incomplete short left to D.Adams (H.Hill).	

Minnesota Vikings at 12:19

1-10-MIN 1	*(12:19) PENALTY on MIN-P.Elflein, False Start, 0 yards, enforced at MIN 1 - No Play.*	
1-10-MIN 1	(12:19) D.Cook right guard to MIN 4 for 3 yards (K.Clark; C.Kirksey).	
2-7-MIN 4	**(11:43) K.Cousins sacked in End Zone for -4 yards, SAFETY (J.Alexander).**	

GB 5 MIN 7, Safety, 3:21 elapsed

B.Colquitt kicks 54 yards from MIN 20 to GB 26. T.Ervin to GB 44 for 18 yards (M.Boone).

Green Bay Packers at 11:39, (1st play from scrimmage 11:32)

1-10-GB 44	(11:32) A.Rodgers pass incomplete deep right to M.Valdes-Scantling (H.Smith).	
	PENALTY on MIN-H.Hill, Defensive Holding, 5 yards, enforced at GB 44 - No Play.	X11
1-10-GB 49	(11:20) (Shotgun) T.Ervin left tackle to MIN 46 for 5 yards (E.Yarbrough).	
2-5-MIN 46	(10:38) (Shotgun) A.Rodgers pass short right to D.Adams ran ob at MIN 28 for 18 yards (H.Smith) [Y.Ngakoue].	P12
1-10-MIN 28	(9:59) A.Jones left end to MIN 24 for 4 yards (A.Harris).	
2-6-MIN 24	(9:13) A.Rodgers pass short left to J.Deguara to MIN 12 for 12 yards (A.Barr).	P13
1-10-MIN 12	(8:27) (Shotgun) A.Rodgers pass incomplete short left.	
2-10-MIN 12	(8:23) (Shotgun) A.Rodgers pass incomplete short right.	
3-10-MIN 12	(8:16) (Shotgun) A.Rodgers pass incomplete short left.	
	PENALTY on GB-A.Rodgers, Intentional Grounding, 13 yards, enforced at MIN 12.	
4-23-MIN 25	**(8:12) M.Crosby 43 yard field goal is GOOD, Center-H.Bradley, Holder-J.Scott.**	

GB 8 MIN 7, 8 plays, 31 yards, 1 penalty, 3:31 drive, 6:52 elapsed

M.Crosby kicks 65 yards from GB 35 to end zone, Touchback.

Minnesota Vikings at 8:08

1-10-MIN 25	(8:08) K.Cousins scrambles right tackle to MIN 27 for 2 yards (R.Gary).	
2-8-MIN 27	(7:29) (Shotgun) D.Cook right end to MIN 27 for no gain (K.Clark).	
3-8-MIN 27	(6:50) (Shotgun) K.Cousins sacked at MIN 20 for -7 yards (Z.Smith).	
4-15-MIN 20	(6:11) B.Colquitt punts 40 yards to GB 40, Center-A.Cutting. T.Ervin to GB 40 for no gain (K.Boyd).	

Green Bay Packers at 6:04

1-10-GB 40	(6:04) A.Dillon left end to GB 46 for 6 yards (E.Kendricks).	
2-4-GB 46	(5:16) (Shotgun) A.Rodgers pass short left to J.Williams to GB 47 for 1 yard (E.Kendricks).	
3-3-GB 47	*(4:39) (Shotgun) PENALTY on MIN-J.Holmes, Neutral Zone Infraction, 5 yards, enforced at GB 47 - No Play.*	X14
1-10-MIN 48	(4:21) A.Rodgers pass incomplete deep left to J.Deguara.	
2-10-MIN 48	(4:16) (Shotgun) A.Rodgers pass short left to J.Williams to MIN 42 for 6 yards (C.Dantzler).	
	Timeout #2 by GB at 03:30.	
3-4-MIN 42	(3:30) (Shotgun) A.Rodgers pass short right to D.Adams to MIN 39 for 3 yards (C.Dantzler, A.Harris).	
4-1-MIN 39	(2:56) A.Rodgers up the middle to MIN 37 for 2 yards (H.Mata'afa).	R15
1-10-MIN 37	(2:13) A.Jones right end to MIN 33 for 4 yards (A.Harris).	

Two-Minute Warning

2-6-MIN 33	(2:00) A.Jones up the middle to MIN 33 for no gain (S.Stephen).	
3-6-MIN 33	(1:21) (Shotgun) A.Rodgers pass short left to D.Adams pushed ob at MIN 25 for 8 yards (M.Hughes).	P16
1-10-MIN 25	(1:17) (Shotgun) J.Williams right guard to MIN 24 for 1 yard (M.Hughes).	
2-9-MIN 24	**(:47) (Shotgun) A.Rodgers pass deep right to D.Adams for 24 yards, TOUCHDOWN.** **The Replay Official reviewed the pass completion ruling, and the play was Upheld. The ruling on the field stands.** M.Crosby extra point is GOOD, Center-H.Bradley, Holder-J.Scott.	P17

Green Bay Packers vs Minnesota Vikings at U.S. Bank Stadium

GB 15 MIN 7, 11 plays, 60 yards, 1 penalty, 5:25 drive, 14:21 elapsed

M.Crosby kicks 65 yards from GB 35 to end zone, Touchback.

Minnesota Vikings at 0:39

1-10-MIN 25	(:39) (Shotgun) K.Cousins pass incomplete deep right to A.Thielen [R.Gary].	
2-10-MIN 25	(:34) (Shotgun) K.Cousins pass deep right intended for A.Thielen INTERCEPTED by J.Alexander at MIN 41. J.Alexander to MIN 45 for -4 yards (A.Thielen). GB-K.Clark was injured during the play.	

Green Bay Packers at 0:25

1-10-MIN 45	(:25) (Shotgun) A.Rodgers pass incomplete short left to D.Adams. The Replay Official reviewed the incomplete pass ruling, and the play was Upheld. The ruling on the field stands.	
2-10-MIN 45	**(:21) (Shotgun) A.Rodgers pass deep right to M.Valdes-Scantling for 45 yards, TOUCHDOWN.**	P18
	M.Crosby extra point is GOOD, Center-H.Bradley, Holder-J.Scott.	

GB 22 MIN 7, 2 plays, 45 yards, 0:11 drive, 14:46 elapsed

M.Crosby kicks 65 yards from GB 35 to end zone, Touchback.

Minnesota Vikings at 0:14

1-10-MIN 25	(:14) (Shotgun) A.Mattison left end pushed ob at MIN 46 for 21 yards (W.Redmond).	R5
1-10-MIN 46	(:07) (Shotgun) K.Cousins pass deep middle to K.Rudolph to GB 32 for 22 yards (D.Savage).	P6
	PENALTY on GB-D.Savage, Lowering the Head to Initiate Contact, 15 yards, enforced at GB 32.	X7
1-10-GB 17	**(:02) D.Bailey 35 yard field goal is GOOD, Center-A.Cutting, Holder-B.Colquitt.**	

GB 22 MIN 10, 3 plays, 58 yards, 1 penalty, 0:14 drive, 15:00 elapsed

END OF QUARTER		**Time**	**First Downs**				**Efficiencies**	
	Score	**Poss**	**R**	**P**	**X**	**T**	**3 Down**	**4 Down**
Green Bay Packers	**22**	**11:48**	**2**	**6**	**2**	**10**	**1/4**	**1/2**
Minnesota Vikings	**10**	**3:12**	**1**	**1**	**1**	**3**	**0/1**	**0/0**

Play By Play

Third Quarter

9/13/2020

MIN elects to Receive, and GB elects to defend the West goal.

M.Crosby kicks 65 yards from GB 35 to end zone, Touchback.

Minnesota Vikings at 15:00

1-10-MIN 25	(15:00) D.Cook up the middle to MIN 37 for 12 yards (D.Savage; R.Gary).	R8
1-10-MIN 37	(14:26) D.Cook up the middle to MIN 46 for 9 yards (C.Kirksey; J.Alexander).	
2-1-MIN 46	(13:51) D.Cook up the middle to MIN 48 for 2 yards (C.Kirksey).	R9
1-10-MIN 48	(13:17) A.Mattison left end to MIN 47 for -1 yards (K.Barnes).	
2-11-MIN 47	(12:40) K.Cousins pass incomplete short left to J.Jefferson.	
3-11-MIN 47	*(12:34) (Shotgun) PENALTY on MIN-B.O'Neill, False Start, 5 yards, enforced at MIN 47 - No Play.*	
3-16-MIN 42	(12:34) (Shotgun) K.Cousins pass short left to J.Jefferson to GB 49 for 9 yards (W.Redmond).	
4-7-GB 49	(12:04) B.Colquitt punts 40 yards to GB 9, Center-A.Cutting, fair catch by T.Ervin.	

Green Bay Packers at 11:57

1-10-GB 9	(11:57) A.Rodgers pass short right to D.Adams pushed ob at GB 17 for 8 yards (M.Hughes).	
2-2-GB 17	(11:21) A.Jones up the middle to GB 18 for 1 yard (J.Johnson, M.Hughes).	
3-1-GB 18	(10:36) J.Williams up the middle to GB 22 for 4 yards (J.Johnson; E.Kendricks).	R19
1-10-GB 22	(9:50) A.Jones left tackle to GB 37 for 15 yards (A.Harris).	R20
1-10-GB 37	(9:06) (Shotgun) A.Jones left tackle to GB 40 for 3 yards (J.Johnson).	
2-7-GB 40	(8:20) (Shotgun) A.Rodgers pass short right to D.Adams to GB 41 for 1 yard (M.Hughes).	
3-6-GB 41	(7:39) (No Huddle, Shotgun) A.Rodgers pass incomplete short right to M.Valdes-Scantling.	
4-6-GB 41	(7:35) J.Scott punts 40 yards to MIN 19, Center-H.Bradley, out of bounds.	

Minnesota Vikings at 7:25

1-10-MIN 19	(7:25) K.Cousins scrambles up the middle ran ob at MIN 35 for 16 yards (K.King).	R10
	PENALTY on GB-A.Amos, Illegal Contact, 5 yards, enforced at MIN 35.	X11
1-10-MIN 40	(7:08) K.Cousins scrambles right end to GB 46 for 14 yards (K.King).	R12
1-10-GB 46	(6:29) D.Cook right tackle to GB 42 for 4 yards (J.Alexander).	
2-6-GB 42	(5:48) K.Cousins pass short right to D.Cook to GB 44 for -2 yards (K.Barnes).	
3-8-GB 44	(5:05) (Shotgun) K.Cousins pass short left to O.Johnson to GB 39 for 5 yards (K.King).	
	Timeout #1 by MIN at 04:26.	
4-3-GB 39	(4:26) (Shotgun) K.Cousins pass incomplete deep right to T.Sharpe.	

Green Bay Packers at 4:20

1-10-GB 39	(4:20) A.Rodgers pass incomplete deep left to M.Valdes-Scantling.	
2-10-GB 39	(4:13) (Shotgun) J.Williams left end to GB 42 for 3 yards (A.Barr).	
3-7-GB 42	(3:31) (No Huddle, Shotgun) A.Rodgers pass short right to A.Lazard ran ob at MIN 46 for 12 yards.	P21
1-10-MIN 46	(2:50) (Shotgun) A.Jones right end to MIN 44 for 2 yards (E.Kendricks).	
	Timeout #1 by GB at 02:02.	
2-8-MIN 44	(2:02) (Shotgun) A.Rodgers pass short left to D.Adams to MIN 41 for 3 yards (H.Hill).	
3-5-MIN 41	(1:31) (No Huddle, Shotgun) A.Rodgers pass deep right to M.Valdes-Scantling to MIN 2 for 39 yards (M.Hughes).	P22
	Penalty on MIN-A.Barr, Defensive Offside, declined.	
1-2-MIN 2	(1:00) (Shotgun) J.Williams up the middle to MIN 1 for 1 yard (E.Kendricks).	
2-1-MIN 1	**(:12) (Shotgun) A.Rodgers pass short left to D.Adams for 1 yard, TOUCHDOWN.**	P23
	M.Crosby extra point is GOOD, Center-H.Bradley, Holder-J.Scott.	

GB 29 MIN 10, 8 plays, 61 yards, 4:11 drive, 14:51 elapsed

M.Crosby kicks 68 yards from GB 35 to MIN -3. K.Osborn to MIN 23 for 26 yards (K.Hollman; W.Redmond).

Minnesota Vikings at 0:09, (1st play from scrimmage 0:03)

1-10-MIN 23	(:03) (Shotgun) K.Cousins pass short left to O.Johnson to GB 48 for 29 yards (D.Savage).	P13

END OF QUARTER

	Score	Time Poss	First Downs R	P	X	T	Efficiencies 3 Down	4 Down
Green Bay Packers	**29**	**8:43**	**2**	**3**	**0**	**5**	**3/4**	**0/0**
Minnesota Vikings	**10**	**6:17**	**4**	**1**	**1**	**6**	**0/2**	**0/1**

Play By Play

Fourth Quarter

Minnesota Vikings continued.

1-10-GB 48	(15:00) (Shotgun) A.Mattison right guard to GB 39 for 9 yards (C.Kirksey).	
2-1-GB 39	(14:41) (No Huddle, Shotgun) K.Cousins scrambles up the middle to GB 37 for 2 yards (C.Kirksey).	R14
1-10-GB 37	**(14:01) K.Cousins pass deep left to A.Thielen for 37 yards, TOUCHDOWN.**	P15
	(Pass formation) TWO-POINT CONVERSION ATTEMPT. D.Cook rushes up the middle. ATTEMPT SUCCEEDS.	

GB 29 MIN 18, 4 plays, 77 yards, 1:16 drive, 1:07 elapsed

D.Bailey kicks 65 yards from MIN 35 to end zone, Touchback.

Green Bay Packers at 13:53

1-10-GB 25	(13:53) A.Dillon up the middle to GB 33 for 8 yards (H.Hill).	
2-2-GB 33	(13:09) T.Ervin left end pushed ob at MIN 46 for 21 yards (H.Hill).	R24
	Timeout #2 by GB at 12:29.	
1-10-MIN 46	(12:29) A.Jones right end to MIN 43 for 3 yards (E.Wilson). FUMBLES (E.Wilson), ball out of bounds at MIN 43. GB-L.Taylor was injured during the play.	
2-7-MIN 43	(11:50) A.Rodgers pass incomplete deep left to D.Adams [E.Yarbrough].	
3-7-MIN 43	(11:42) (No Huddle, Shotgun) A.Rodgers pass deep middle to A.Lazard to MIN 5 for 38 yards (H.Smith).	P25
	Timeout #3 by GB at 10:52.	
1-5-MIN 5	(10:52) (Shotgun) A.Rodgers pass short left to A.Jones to MIN 4 for 1 yard (E.Kendricks).	
2-4-MIN 4	**(10:09) A.Rodgers pass short right to A.Lazard for 4 yards, TOUCHDOWN.**	P26
	M.Crosby extra point is GOOD, Center-H.Bradley, Holder-J.Scott.	

GB 36 MIN 18, 7 plays, 75 yards, 3:51 drive, 4:58 elapsed

M.Crosby kicks 68 yards from GB 35 to MIN -3. K.Osborn to MIN 35 for 38 yards (K.Barnes).

Minnesota Vikings at 10:02, (1st play from scrimmage 9:55)

1-10-MIN 35	(9:55) (Shotgun) K.Cousins pass short left to A.Thielen to MIN 45 for 10 yards (J.Alexander).	P16
1-10-MIN 45	(9:35) (No Huddle, Shotgun) D.Cook right tackle to MIN 47 for 2 yards (C.Sullivan; C.Kirksey).	
2-8-MIN 47	(9:15) (No Huddle, Shotgun) K.Cousins pass incomplete short right to D.Cook [R.Gary].	
3-8-MIN 47	(9:11) (Shotgun) K.Cousins pass short middle to I.Smith to GB 42 for 11 yards (C.Sullivan).	P17
1-10-GB 42	(8:49) (No Huddle, Shotgun) K.Cousins pass short middle to J.Jefferson to GB 25 for 17 yards (C.Sullivan).	P18
1-10-GB 25	(8:29) (No Huddle, Shotgun) K.Cousins pass deep right to O.Johnson to GB 3 for 22 yards (K.King).	P19
1-3-GB 3	**(7:59) (No Huddle, Shotgun) D.Cook left end for 3 yards, TOUCHDOWN.**	R20
	TWO-POINT CONVERSION ATTEMPT. D.Cook rushes up the middle. ATTEMPT SUCCEEDS.	

GB 36 MIN 26, 7 plays, 65 yards, 2:07 drive, 7:05 elapsed

D.Bailey kicks 65 yards from MIN 35 to end zone, Touchback.

Green Bay Packers at 7:55

1-10-GB 25	(7:55) A.Jones left tackle to GB 30 for 5 yards (E.Yarbrough).	
2-5-GB 30	(7:10) (Shotgun) A.Jones up the middle to GB 37 for 7 yards (A.Barr).	R27
1-10-GB 37	(6:26) (Shotgun) A.Rodgers pass short right to A.Jones to GB 41 for 4 yards (E.Kendricks; A.Harris).	
2-6-GB 41	(5:40) (Shotgun) A.Rodgers pass short right to M.Valdes-Scantling pushed ob at GB 47 for 6 yards (H.Hill).	P28
1-10-GB 47	(5:05) A.Jones right end to 50 for 3 yards (H.Hill).	
	PENALTY on GB-M.Valdes-Scantling, Offensive Holding, 10 yards, enforced at GB 47 - No Play.	
1-20-GB 37	(4:59) (Shotgun) A.Rodgers pass deep right to D.Adams to MIN 23 for 40 yards (H.Hill).	P29
1-10-MIN 23	(4:53) (No Huddle, Shotgun) A.Rodgers pass short left to M.Valdes-Scantling to MIN 17 for 6 yards (C.Dantzler).	
2-4-MIN 17	(4:10) T.Ervin right end to MIN 5 for 12 yards (E.Kendricks; A.Harris).	R30
1-5-MIN 5	**(3:24) A.Jones up the middle for 5 yards, TOUCHDOWN.**	R31
	M.Crosby extra point is GOOD, Center-H.Bradley, Holder-J.Scott.	

GB 43 MIN 26, 8 plays, 75 yards, 4:36 drive, 11:41 elapsed

M.Crosby kicks 65 yards from GB 35 to end zone, Touchback.

Minnesota Vikings at 3:19

1-10-MIN 25	(3:19) (Shotgun) K.Cousins pass short middle to K.Rudolph to MIN 31 for 6 yards (C.Kirksey).	
2-4-MIN 31	(3:00) (No Huddle, Shotgun) K.Cousins pass short middle to A.Mattison to MIN 38 for 7 yards (C.Kirksey).	P21
1-10-MIN 38	(2:40) (No Huddle, Shotgun) K.Cousins pass short middle to A.Mattison to MIN 47 for 9 yards (C.Kirksey; K.King).	
2-1-MIN 47	(2:15) (No Huddle, Shotgun) A.Mattison right guard to GB 45 for 8 yards (Z.Smith). GB-R.Gary was injured during the play.	R22

Green Bay Packers vs Minnesota Vikings at U.S. Bank Stadium

Two-Minute Warning

1-10-GB 45	(2:00) (Shotgun) K.Cousins pass short middle to A.Mattison to GB 36 for 9 yards (A.Amos).	
2-1-GB 36	(1:40) (No Huddle, Shotgun) K.Cousins pass incomplete short left to O.Johnson.	
3-1-GB 36	(1:37) (Shotgun) K.Cousins pass short middle to A.Mattison to GB 31 for 5 yards (C.Kirksey).	P23
	Timeout #2 by MIN at 01:30.	
1-10-GB 31	(1:30) (Shotgun) K.Cousins pass short right to A.Thielen ran ob at GB 19 for 12 yards.	P24
1-10-GB 19	**(1:25) (Shotgun) K.Cousins pass deep right to A.Thielen for 19 yards, TOUCHDOWN.**	P25
	TWO-POINT CONVERSION ATTEMPT. K.Cousins pass to A.Thielen is complete. ATTEMPT SUCCEEDS.	
	PENALTY on GB-K.King, Defensive Holding, 5 yards, enforced between downs.	

GB 43 MIN 34, 9 plays, 75 yards, 1:58 drive, 13:39 elapsed

(Onside Kick formation) D.Bailey kicks onside 11 yards from MIN 40 to GB 49. D.Adams (didn't try to advance) to GB 49 for no gain.

Green Bay Packers at 1:21, (1st play from scrimmage 1:20)

1-10-GB 49	(1:20) T.Boyle kneels to GB 48 for -1 yards.
2-11-GB 48	(:39) T.Boyle kneels to GB 47 for -1 yards.

END OF QUARTER		**Time Poss**	**First Downs**				**Efficiencies**	
	Score		**R**	**P**	**X**	**T**	**3 Down**	**4 Down**
Green Bay Packers	**43**	**9:48**	**4**	**4**	**0**	**8**	**1/1**	**0/0**
Minnesota Vikings	**34**	**5:12**	**3**	**9**	**0**	**12**	**2/2**	**0/0**

Miscellaneous Statistics Report

Green Bay Packers vs Minnesota Vikings
9/13/2020 at U.S. Bank Stadium

Ten Longest Plays for Green Bay Packers

Yards	Qtr	Play Start	Play Description
45	2	2-10-MIN 45	(:21) (Shotgun) A.Rodgers pass deep right to M.Valdes-Scantling for 45 yards, TOUCHDOWN.
40	4	1-20-GB 37	(4:59) (Shotgun) A.Rodgers pass deep right to D.Adams to MIN 23 for 40 yards (H.Hill).
39	3	3-5-MIN 41	(1:31) (No Huddle, Shotgun) A.Rodgers pass deep right to M.Valdes-Scantling to MIN 2 for 39 yards (M.Hughes). Penalty on MIN-A.Barr, Defensive Offside, declined.
38	4	3-7-MIN 43	(11:42) (No Huddle, Shotgun) A.Rodgers pass deep middle to A.Lazard to MIN 5 for 38 yards (H.Smith).
24	2	2-9-MIN 24	(:47) (Shotgun) A.Rodgers pass deep right to D.Adams for 24 yards, TOUCHDOWN. The Replay Official reviewed the pass completion ruling, and the play was Upheld. The ruling on the field stands.
21	4	2-2-GB 33	(13:09) T.Ervin left end pushed ob at MIN 46 for 21 yards (H.Hill).
19	1	1-10-MIN 44	(1:14) A.Lazard right end pushed ob at MIN 25 for 19 yards (H.Smith).
18	2	2-5-MIN 46	(10:38) (Shotgun) A.Rodgers pass short right to D.Adams ran ob at MIN 28 for 18 yards (H.Smith) [Y.Ngakoue].
15	1	1-10-MIN 25	(9:40) (Shotgun) A.Rodgers pass short left to J.Williams to MIN 10 for 15 yards (A.Barr).
15	3	1-10-GB 22	(9:50) A.Jones left tackle to GB 37 for 15 yards (A.Harris).

Ten Longest Plays for Minnesota Vikings

Yards	Qtr	Play Start	Play Description
37	2	1-10-MIN 46	(:07) (Shotgun) K.Cousins pass deep middle to K.Rudolph to GB 32 for 22 yards (D.Savage).
37	4	1-10-GB 37	(14:01) K.Cousins pass deep left to A.Thielen for 37 yards, TOUCHDOWN.
29	3	1-10-MIN 23	(:03) (Shotgun) K.Cousins pass short left to O.Johnson to GB 48 for 29 yards (D.Savage).
25	1	2-3-MIN 32	(6:50) K.Cousins pass deep right to A.Thielen to GB 43 for 25 yards (J.Alexander).
22	4	1-10-GB 25	(8:29) (No Huddle, Shotgun) K.Cousins pass deep right to O.Johnson to GB 3 for 22 yards (K.King).
21	2	1-10-MIN 25	(:14) (Shotgun) A.Mattison left end pushed ob at MIN 46 for 21 yards (W.Redmond).
21	3	1-10-MIN 19	(7:25) K.Cousins scrambles up the middle ran ob at MIN 35 for 16 yards (K.King).
20	1	1-10-GB 43	(6:11) D.Cook left guard to GB 38 for 5 yards (C.Kirksey; A.Amos).
19	4	1-10-GB 19	(1:25) (Shotgun) K.Cousins pass deep right to A.Thielen for 19 yards, TOUCHDOWN.
17	4	1-10-GB 42	(8:49) (No Huddle, Shotgun) K.Cousins pass short middle to J.Jefferson to GB 25 for 17 yards (C.Sullivan).

Touchdown Scoring Information		Offense	Defense	Special Teams
VISITOR	Green Bay Packers	5	0	0
HOME	Minnesota Vikings	4	0	0

Player Scoring Information

Club	Player	TD	Rush TD	Rec TD	KO TD	Punt TD	Int TD	Fum TD	Misc TD	FG	XP	2Pt Rush	2Pt Rec	Sfty	Points
GB	D.Adams	0	0	2	0	0	0	0	0	0	0	0	0	0	12
GB	M.Crosby	0	0	0	0	0	0	0	0	2	5	0	0	0	11
GB	A.Jones	0	1	0	0	0	0	0	0	0	0	0	0	0	6
GB	M.Valdes-Scantling	0	0	1	0	0	0	0	0	0	0	0	0	0	6
GB	A.Lazard	0	0	1	0	0	0	0	0	0	0	0	0	0	6
GB	J.Alexander	0	0	0	0	0	0	0	0	0	0	0	0	1	2
MIN	D.Cook	0	2	0	0	0	0	0	0	0	0	2	0	0	16
MIN	A.Thielen	0	0	2	0	0	0	0	0	0	0	0	1	0	14
MIN	D.Bailey	0	0	0	0	0	0	0	0	1	1	0	0	0	4

Possession Detail	First Half		Second Half		Game	
	Visitor	Home	Visitor	Home	Visitor	Home
Largest Lead	15	4	19	0	19	4
Drives Leading	2	1	5	0	7	1
Time of Possession Leading	5:36	0:40	18:31	0:00	24:07	0:40
Largest Deficit	-4	-15	0	-19	-4	-19
Drives Trailing	2	4	0	5	2	9
Time of Possession Trailing	9:36	6:35	0:00	11:29	9:36	18:04
Times Score Tied Up		0		0		0
Lead Changes		3		0		3

Playtime Percentage

Percent of playtime per player on offense, defense and special teams

Green Bay Packers		Offense		Defense		Special Teams	
E Jenkins	G	78	100%			7	27%
D Bakhtiari	T	78	100%			2	8%
C Linsley	C	78	100%				
A Rodgers	QB	76	97%				
D Adams	WR	70	90%			1	4%
A Lazard	WR	68	87%			1	4%
L Taylor	G	63	81%			5	19%
R Tonyan	TE	48	62%			10	38%
R Wagner	T	46	59%			7	27%
A Jones	RB	42	54%				
M Valdes-Scantling	WR	42	54%				
L Patrick	C	32	41%			4	15%
M Lewis	TE	32	41%				
J Williams	RB	31	40%			7	27%
J Deguara	TE	24	31%			7	27%
J Runyan	G	15	19%			7	27%
T Ervin	RB	14	18%			8	31%
J Sternberger	TE	12	15%			13	50%
A Dillon	RB	5	6%				
T Boyle	QB	2	3%				
J Lovett	QB	1	1%			14	54%
M Taylor	WR	1	1%			14	54%
A Amos	FS			52	100%	3	12%
C Kirksey	LB			52	100%	2	8%
K King	CB			51	98%		
J Alexander	CB			49	94%		
D Savage	SS			46	88%	5	19%
Z Smith	LB			43	83%	2	8%
P Smith	LB			43	83%		
D Lowry	DE			39	75%	8	31%
C Sullivan	CB			36	69%	11	42%
R Gary	LB			32	62%	1	4%
K Keke	DE			29	56%	3	12%
W Redmond	SS			24	46%	18	69%
T Lancaster	NT			23	44%	10	38%
K Barnes	LB			15	29%	8	31%
K Clark	NT			15	29%	1	4%
T Galeai	DE			9	17%		
J Garvin	DE			6	12%	2	8%
O Burks	LB			3	6%	18	69%
V Scott	DB			3	6%	6	23%
J Jackson	CB			2	4%	14	54%
T Summers	LB					19	73%
M Crosby	K					15	58%
K Hollman	CB					10	38%

Minnesota Vikings		Offense		Defense		Special Teams	
R Reiff	T	52	100%			2	8%
D Dozier	G	52	100%			2	8%
P Elflein	G	52	100%			2	8%
B O'Neill	T	52	100%			2	8%
G Bradbury	C	52	100%				
K Cousins	QB	52	100%				
A Thielen	WR	50	96%				
J Jefferson	WR	36	69%				
O Johnson	WR	33	63%				
K Rudolph	TE	32	62%			2	8%
I Smith	TE	31	60%			2	8%
D Cook	RB	30	58%				
A Mattison	RB	19	37%				
C Ham	FB	12	23%			16	62%
T Conklin	TE	8	15%			12	46%
T Sharpe	WR	7	13%				
A Abdullah	RB	2	4%			17	65%
A Harris	FS			78	100%	7	27%
E Kendricks	LB			78	100%	7	27%
H Smith	SS			78	100%	7	27%
A Barr	LB			78	100%	7	27%
C Dantzler	DB			64	82%	1	4%
I Odenigbo	DE			60	77%	7	27%
H Hill	CB			59	76%	1	4%
M Hughes	CB			58	74%	7	27%
J Johnson	NT			57	73%	7	27%
S Stephen	DT			52	67%	7	27%
Y Ngakoue	DE			44	56%	7	27%
E Wilson	LB			44	56%	3	12%
A Watts	DT			37	47%	7	27%
J Holmes	DT			30	38%		
E Yarbrough	DE			22	28%	9	35%
H Mata'afa	DE			10	13%		
J Gladney	DB			9	12%	6	23%
K Boyd	CB					24	92%
D Chisena	WR					17	65%
T Dye	LB					17	65%
M Boone	RB					17	65%
H Nickerson	LB					14	54%
K Osborn	WR					14	54%
N Meadors	CB					14	54%
D Bailey	K					7	27%
B Colquitt	P					5	19%
A Cutting	LS					4	15%

J Scott	P	8	31%	D Samia	G	2	8%
H Bradley	LS	8	31%	O Udoh	T	2	8%
Y Nijman	T	7	27%	R Hill	T	2	8%

UPDATED BIOGRAPHIES



Ht: 6-1 | Wt: 215 | Born: December 24, 1992 | NFL Games Played/Started: 87/80 | Acquired: D2-14

AT A GLANCE ...

- Leads the NFL in receiving TDs (42) and games with at least one TD catch (33) since 2016.
- Was named to his third consecutive Pro Bowl last season, becoming the first Green Bay WR to be honored for three straight years since Sterling Sharpe (1992-94).
- Ranked No. 5 in the NFL in receiving yards per game (83.1) in '19, joining Falcons WR Julio Jones and Buccaneers WR Mike Evans as the only players in the league to finish in the top five in the category in both 2018 and 2019.
- Led the team with a career-high 111 receptions in 2018, the second most in team history behind only Sharpe's 112 in 1993, for a career-best 1,386 yards (12.5 avg.) and a career-high 13 TDs.
- Was the only player in the NFL with 70-plus receptions and 10-plus TD catches each season from 2016-18. Joined Sharpe (1992-94) as the only players in team history to accomplish the feat in three straight seasons.
- Is one of only three players in team history (WR Don Hutson, 1941-43; Sharpe, 1992-94) to register 10-plus TD catches in three straight seasons (2016-18).
- Has posted 10 games in his career with 10-plus catches, the most in franchise history (Sharpe and WR Donald Driver, seven each).
- Registered 431 receptions from 2014-19, the second most in franchise history by a player in his first six NFL seasons behind only Sharpe (501).

2020 SEASON: At Minnesota (Sept. 13): Started and played 70 of 78 snaps, matching Don Hutson's single-game franchise record (Nov. 22, 1942) for receptions with 14 catches for 156 yards (11.1 avg.) and two TDs. Became just the fourth NFL player in the last 10 seasons (Will Fuller, Antonio Brown, Wes Welker) to post 14-plus receptions for 150-plus yards and two-plus TDs in a game. Had nine catches for 103 yards (11.4 avg.) and a TD in the first half alone, matching his career high for receptions in a half (nine in the first half at Minnesota in 2019). Further extended his franchise record with his 10th game of 10-plus catches and became the first player in team history to register three games with 13-plus catches (Hutson, two). Became the first player in franchise annals to record three consecutive 100-yard games against Minnesota. His first TD came on a 24-yard grab late in the first half, tapping his feet in bounds on the sideline in front of S Anthony Harris.

REGULAR SEASON COMPARISON: RECEIVING - DETROIT LIONS

DATE	OPP	W/L	GP/GS	REC	YDS	AVG	TD	LG	TGTS	YAC
9/21/14	GB @ DET	L	P	2	11	5.5	0	9	3	6
11/15/15	GB vs. DET	L	S	10	79	7.9	0	18	21	31
12/3/15	GB @ DET	W	S	4	21	5.3	1	8t	7	3
9/25/16	GB vs. DET	W	P	2	23	11.5	1	14t	2	9
1/1/17	GB @ DET	W	S	6	31	5.2	2	9t	9	21
11/6/17	GB vs. DET	L	S	7	53	7.6	0	9	10	18
10/7/18	GB @ DET	L	S	9	140	15.6	1	30	12	48
12/29/19	GB @ DET	W	S	7	93	13.3	1	33	13	16
TOTALS		**4/4**	**8/6**	**47**	**451**	**9.6**	**6**	**9T**	**77**	**152**

DAVANTE ADAMS' NFL REGULAR SEASON RECEIVING STATISTICS

				RECEIVING				
DATE	TEAM	GP	GS	NO.	YDS	AVG	LG	TD
2014	Packers	16	11	38	446	11.7	45	3
2015	Packers	13	12	50	483	9.7	40	1
2016	Packers	16	15	75	997	13.3	66t	12
2017	Packers	14	14	74	885	12.0	55t	10
2018	Packers	15	15	111	1,386	12.5	57	13
2019	Packers	12	12	83	997	12.0	58	5
2020	Packers	1	1	14	156	11.1	40	2
NFL TOTALS		**87**	**80**	**445**	**5,350**	**12.0**	**66t**	**46**

DAVANTE ADAMS' NFL POSTSEASON RECEIVING STATISTICS

				RECEIVING				
DATE	TEAM	GP	GS	NO.	YDS	AVG	LG	TD
2014	Packers	2	2	8	124	15.5	46t	1
2015	Packers	1	0	4	48	12.0	20	1
2016	Packers	3	3	16	217	13.6	32	2
2019	Packers	2	2	17	298	17.5	65	2
NFL TOTALS		**8**	**7**	**45**	**687**	**15.3**	**65**	**6**

SINGLE-GAME HIGHS: RUSHING/RECEIVING

Receptions
14 at Minnesota Vikings, Sep 13, 2020
13 at Minnesota Vikings, Dec 23, 2019
...1 more at 13.

Receiving Yards
180 vs. Philadelphia Eagles, Sep 26, 2019
166 at Seattle Seahawks, Nov 15, 2018

Longest Receptions
66t vs. Seattle Seahawks, Dec 11, 2016
58 vs. Philadelphia Eagles, Sep 26, 2019

Receiving TDs
2 at Minnesota Vikings, Sep 13, 2020
2 at New York Giants, Dec 01, 2019
...7 more at 2.

All-purpose yards
180 vs. Philadelphia Eagles, Sep 26, 2019
166 at Seattle Seahawks, Nov 15, 2018

Miscellaneous Tackles
1 vs. Minnesota Vikings, Sep 15, 2019
1 vs. Buffalo Bills, Sep 30, 2018
...4 more at 1.

Most TDs
2 at Minnesota Vikings, Sep 13, 2020
2 at New York Giants, Dec 01, 2019
...7 more at 2.

SINGLE-GAME HIGHS - POSTSEASON: RUSHING/RECEIVING

Receptions
9 at San Francisco 49ers, Jan 19, 2020
8 vs. Seattle Seahawks, Jan 12, 2020
...1 more at 8.

Receiving Yards
160 vs. Seattle Seahawks, Jan 12, 2020
138 at San Francisco 49ers, Jan 19, 2020

Longest Receptions
65 at San Francisco 49ers, Jan 19, 2020
46t vs. Dallas Cowboys, Jan 11, 2015

Receiving TDs
2 vs. Seattle Seahawks, Jan 12, 2020
1 at Atlanta Falcons, Jan 22, 2017
...3 more at 1.

All-purpose yards
160 vs. Seattle Seahawks, Jan 12, 2020
138 at San Francisco 49ers, Jan 19, 2020

Most TDs
2 vs. Seattle Seahawks, Jan 12, 2020
1 at Atlanta Falcons, Jan 22, 2017
...3 more at 1.

100-YARD RECEIVING GAMES (17): REGULAR SEASON

DATE	TEAM	NO.	YDS.	AVG.	LG	TD
11/30/14	PATRIOTS	6	121	20.2	45	0
10/20/16	BEARS	13	132	10.2	24	2
11/13/16	at Titans	6	156	26.0	46	0
11/28/16	at Eagles	5	113	22.6	50	2
12/11/16	SEAHAWKS	4	104	26.0	66t	1
11/19/17	RAVENS	8	126	15.8	33	0
10/07/18	at Lions	9	140	15.6	30	1
10/15/18	49ERS	10	132	13.2	38	2
10/28/18	at Rams	5	133	26.6	48	0
11/15/18	at Seahawks	10	166	16.6	57	0
12/16/18	at Bears	8	119	14.9	28	0
09/15/19	VIKINGS	7	106	15.1	39	0
09/26/19	EAGLES	10	180	18.0	58	0
11/10/19	PANTHERS	7	118	16.9	38	0
12/15/19	BEARS	7	103	14.7	34	1
12/23/19	at Vikings	13	116	8.9	18	0
09/13/20	at Vikings	14	156	11.1	40	2

100-YARD RECEIVING GAMES (4): POSTSEASON

DATE	TEAM	NO.	YDS.	AVG.	LG	TD
01/11/15	COWBOYS	7	117	16.7	46t	1
01/08/17	GIANTS	8	125	15.6	31	1
01/12/20	SEAHAWKS	8	160	20.0	40t	2
01/19/20	at 49ers	9	138	15.3	65	0

2020 GAME-BY-GAME REGULAR SEASON STATISTICS (PACKERS)

			RECEIVING					RUSHING						
DATE	OPPONENT	P/S	NO	YDS	AVG	LG	TD	NO	YDS	AVG	LG	TD	W/L	SCORE
09/13	at Vikings	S	14	156	11.1	40	2	0	0	0.0	0	0	W	43-34
2020 TOTALS		**1-1**	**14**	**156**	**11.1**	**40**	**2**	**0**	**0**	**0.0**	**0**	**0**	**1-0**	

2019 GAME-BY-GAME REGULAR SEASON STATISTICS (PACKERS)

			RECEIVING						
DATE	OPPONENT	P/S	NO	YDS	AVG	LG	TD	W/L	SCORE
09/05	at Bears	S	4	36	9.0	11	0	W	10-3
09/15	Vikings	S	7	106	15.1	39	0	W	21-16
09/22	Broncos	S	4	56	14.0	22	0	W	27-16
09/26	Eagles	S	10	180	18.0	58	0	L	27-34
10/06	at Cowboys			GAME INACTIVE/INJURY				W	34-24
10/14	Lions			GAME INACTIVE/INJURY				W	23-22
10/20	Raiders			GAME INACTIVE/INJURY				W	42-24
10/27	at Chiefs			GAME INACTIVE/INJURY				W	31-24
11/03	at Chargers	S	7	41	5.9	9	0	L	11-26
11/10	Panthers	S	7	118	16.9	38	0	W	24-16
11/24	at 49ers	S	7	43	6.1	14	1	L	8-37
12/01	at Giants	S	6	64	10.7	25	2	W	31-13
12/08	Washington	S	4	41	10.3	15	0	W	20-15
12/15	Bears	S	7	103	14.7	34	1	W	21-13
12/23	at Vikings	S	13	116	8.9	18	0	W	23-10
12/29	at Lions	S	7	93	13.3	33	1	W	23-20
2019 TOTALS		**12-12**	**83**	**997**	**12.0**	**58**	**5**	**13-3**	

2019 GAME-BY-GAME POSTSEASON STATISTICS (PACKERS)

			RECEIVING						
DATE	OPPONENT	P/S	NO	YDS	AVG	LG	TD	W/L	SCORE
01/12	Seahawks	S	8	160	20.0	40t	2	W	28-23
01/19	at 49ers	S	9	138	15.3	65	0	L	20-37
2019 TOTALS		**2-2**	**17**	**298**	**17.5**	**65**	**2**	**1-1**	

2020 GAME-BY-GAME REGULAR SEASON STATISTICS (PACKERS)

			KICKOFF RETURNS					PUNT RETURNS							
DATE	OPPONENT	P/S	RET	YDS	AVG	LG	TD	NO	FC	YDS	AVG	LG	TD	W/L	SCORE
09/13	at Vikings	S	0	0	0.0	0	0	0	0	0	0.0	0	0	W	43-34
2020 TOTALS		**1-1**	**0**	**0**	**0.0**	**0**	**0**	**0**	**0**	**0**	**0.0**	**0**	**0**	**1-0**	

2019 GAME-BY-GAME REGULAR SEASON STATISTICS (PACKERS)

			KICKOFF RETURNS					PUNT RETURNS							
DATE	OPPONENT	P/S	RET	YDS	AVG	LG	TD	NO	FC	YDS	AVG	LG	TD	W/L	SCORE
09/05	at Bears	S	0	0	0.0	0	0	0	0	0	0.0	0	0	W	10-3
09/15	Vikings	S	0	0	0.0	0	0	0	0	0	0.0	0	0	W	21-16
09/22	Broncos	S	0	0	0.0	0	0	0	0	0	0.0	0	0	W	27-16
09/26	Eagles	S	0	0	0.0	0	0	0	0	0	0.0	0	0	L	27-34
10/06	at Cowboys					GAME INACTIVE/INJURY								W	34-24
10/14	Lions					GAME INACTIVE/INJURY								W	23-22
10/20	Raiders					GAME INACTIVE/INJURY								W	42-24
10/27	at Chiefs					GAME INACTIVE/INJURY								W	31-24
11/03	at Chargers	S	0	0	0.0	0	0	0	0	0	0.0	0	0	L	11-26
11/10	Panthers	S	0	0	0.0	0	0	0	0	0	0.0	0	0	W	24-16
11/24	at 49ers	S	0	0	0.0	0	0	0	0	0	0.0	0	0	L	8-37
12/01	at Giants	S	0	0	0.0	0	0	0	0	0	0.0	0	0	W	31-13
12/08	Washington	S	0	0	0.0	0	0	0	0	0	0.0	0	0	W	20-15
12/15	Bears	S	0	0	0.0	0	0	0	0	0	0.0	0	0	W	21-13
12/23	at Vikings	S	0	0	0.0	0	0	0	0	0	0.0	0	0	W	23-10
12/29	at Lions	S	0	0	0.0	0	0	0	0	0	0.0	0	0	W	23-20
2019 TOTALS		**12-12**	**0**	**0**	**0.0**	**0**	**0**	**0**	**0**	**0**	**0.0**	**0**	**0**	**13-3**	

Ht: 6-4 | Wt: 304 | Born: July 24, 1995 | NFL Games Played/Started: 37/3 | Acquired: D3-17

AT A GLANCE ...

- Played in 30 regular-season games with three starts over the past two seasons (2018-19) and appeared in both 2019 postseason contests.
- Played in all 16 games with one start in 2018, posting 26 tackles (17 solo), 1½ sacks, six tackles for a loss, a forced fumble and three quarterback pressures.
- Earned first-team All-Southeastern Conference honors from *The Associated Press* as a senior in 2016 after recording 44 tackles (26 solo), 8½ tackles for a loss, 4½ sacks, a forced fumble, two fumble recoveries (one for a TD) and an interception.
- Was named second-team All-America by *AP*, the American Football Coaches Association and CBS Sports in 2016. Also was a semifinalist for the Rotary Lombardi Award.
- Earned third-team All-SEC honors from *AP* as a junior in 2015 after posting 44 tackles (16 solo), three tackles for a loss, two sacks and two forced fumbles.
- As a senior at Dooly County High (Vienna, Ga.), registered 127 tackles, 34 tackles for a loss and seven sacks as he helped lead his team to the Class A state title game.

2020 SEASON: At Minnesota (Sept. 13): Inactive (toe).

REGULAR SEASON COMPARISON: DEFENSIVE - DETROIT LIONS

				TACKLES								MISC		
DATE	OPP	W/L	GP/GS	TOT	SOLO	ASST	SACK	YDS	INT	TFL	PD	QBH	TD	FF	FR
12/31/17	GB @ DET	L	P	0	0	1	0.0	0	0	0	0	0	0	0	0
12/30/18	GB vs. DET	L	P	7	4	3	0.0	0	0	0	0	0	0	0	0
10/14/19	GB vs. DET	W	P	0	0	0	0.0	0	0	0	1	0	0	0	0
TOTALS		**1/2**	**3/0**	**7**	**4**	**4**	**0.0**	**0**	**0**	**0**	**1**	**0**	**0**	**0**	**0**

MONTRAVIUS ADAMS' NFL REGULAR SEASON DEFENSIVE STATISTICS

				TACKLES								INTERCEPTIONS					O. FUMB			ST				MISC	
DATE	TEAM	GP	GS	TK	S	A	TFL	YDS	SK	YDS	QBH	NO	YDS	LG	TD	PD	FF	FR	YDS	TK	S	A	FF	FR	S	A
2017	Packers	7	0	5	1	4	0	0	0.0	0.0	1	0	0	0	0	0	0	0	0	0	0	0	0	0	0	0
2018	Packers	16	1	26	17	9	6	3	1.5	3.5	0	0	0	0	0	0	1	0	0	0	0	0	0	0	0	0
2019	Packers	14	2	19	14	5	0	0	0.0	0.0	2	0	0	0	0	3	0	1	0	0	0	0	0	0	0	0
NFL TOTALS		**37**	**3**	**50**	**32**	**18**	**6**	**3**	**1.5**	**3.5**	**3**	**0**	**0**	**0**	**0**	**3**	**1**	**1**	**0**	**0**	**0**	**0**	**0**	**0**	**0**	**0**

MONTRAVIUS ADAMS' NFL POSTSEASON DEFENSIVE STATISTICS

				TACKLES								INTERCEPTIONS					O. FUMB			ST				MISC	
DATE	TEAM	GP	GS	TK	S	A	TFL	YDS	SK	YDS	QBH	NO	YDS	LG	TD	PD	FF	FR	YDS	TK	S	A	FF	FR	S	A
2019	Packers	2	0	0	0	0	0	0	0.0	0.0	1	0	0	0	0	0	0	0	0	0	0	0	0	0	0	0
NFL TOTALS		**2**	**0**	**0**	**0**	**0**	**0**	**0**	**0.0**	**0.0**	**1**	**0**	**0**	**0**	**0**	**0**	**0**	**0**	**0**	**0**	**0**	**0**	**0**	**0**	**0**	**0**

SINGLE-GAME HIGHS: DEFENSIVE

Total Tackles	7 vs. Detroit Lions, Dec 30, 2018
	5 at Los Angeles Chargers, Nov 03, 2019
Sacks	1.0 vs. Miami Dolphins, Nov 11, 2018
	0.5 at Chicago Bears, Dec 16, 2018
Passes Defensed	1 vs. Carolina Panthers, Nov 10, 2019
	1 at Kansas City Chiefs, Oct 27, 2019
	...1 more at 1.
Forced Fumbles	1 at Chicago Bears, Dec 16, 2018
Fumble Recoveries	1 vs. Carolina Panthers, Nov 10, 2019
Tackles For Loss	2 at New York Jets, Dec 23, 2018
	2 at Chicago Bears, Dec 16, 2018

2020 GAME-BY-GAME REGULAR SEASON STATISTICS (PACKERS)

			TACKLES							INTERCEPTIONS						O. FUMB			ST					MISC			
DATE	OPPONENT	P/S	TK	S	A	SK	YDS	TFL	YDS	QBH	NO	YDS	LG	TD	PD	FF	FR	YDS	TK	S	A	FF	FR	S	A	W/L	SCORE
09/13	at Vikings		ON INACTIVE LIST																							W	43-34
2020 TOTALS			**0**	**0**	**0**	**0.0**	**0.0**	**0**	**0**	**0**	**0**	**0**	**0**	**0**	**0**	**0**	**0**	**0**	**0**	**0**	**0**	**0**	**0**	**0**	**0**	**1-0**	

2019 GAME-BY-GAME REGULAR SEASON STATISTICS (PACKERS)

			TACKLES								INTERCEPTIONS					O. FUMB			ST				MISC			
DATE	OPPONENT	P/S	TK	S	A	SK	YDS	TFL	YDS	QBH	NO	YDS	LG	TD	PD	FF	FR	YDS	TK	S	A	FF	FR	S	A	W/L	SCORE
09/05	at Bears	S	4	2	2	0.0	0.0	0	0	0	0	0	0	0	0	0	0	0	0	0	0	0	0	0	0	W	10-3
09/15	Vikings	S	1	1	0	0.0	0.0	0	0	0	0	0	0	0	0	0	0	0	0	0	0	0	0	0	0	W	21-16
09/22	Broncos										GAME INACTIVE/INJURY															W	27-16
09/26	Eagles										GAME INACTIVE/INJURY															L	27-34
10/06	at Cowboys	P	2	2	0	0.0	0.0	0	0	0	0	0	0	0	0	0	0	0	0	0	0	0	0	0	0	W	34-24
10/14	Lions	P	0	0	0	0.0	0.0	0	0	0	0	0	0	0	1	0	0	0	0	0	0	0	0	0	0	W	23-22
10/20	Raiders	P	4	3	1	0.0	0.0	0	0	0	0	0	0	0	0	0	0	0	0	0	0	0	0	0	0	W	42-24
10/27	at Chiefs	P	0	0	0	0.0	0.0	0	0	0	0	0	0	0	1	0	0	0	0	0	0	0	0	0	0	W	31-24
11/03	at Chargers	P	5	5	0	0.0	0.0	0	0	0	0	0	0	0	0	0	0	0	0	0	0	0	0	0	0	L	11-26
11/10	Panthers	P	1	0	1	0.0	0.0	0	0	1	0	0	0	0	1	0	1	0	0	0	0	0	0	0	0	W	24-16
11/24	at 49ers	P	1	0	1	0.0	0.0	0	0	0	0	0	0	0	0	0	0	0	0	0	0	0	0	0	0	L	8-37
12/01	at Giants	P	1	1	0	0.0	0.0	0	0	0	0	0	0	0	0	0	0	0	0	0	0	0	0	0	0	W	31-13
12/08	Washington	P	0	0	0	0.0	0.0	0	0	0	0	0	0	0	0	0	0	0	0	0	0	0	0	0	0	W	20-15
12/15	Bears	P	0	0	0	0.0	0.0	0	0	1	0	0	0	0	0	0	0	0	0	0	0	0	0	0	0	W	21-13
12/23	at Vikings	P	0	0	0	0.0	0.0	0	0	0	0	0	0	0	0	0	0	0	0	0	0	0	0	0	0	W	23-10
12/29	at Lions	P	0	0	0	0.0	0.0	0	0	0	0	0	0	0	0	0	0	0	0	0	0	0	0	0	0	W	23-20
2019 TOTALS		**14-2**	**19**	**14**	**5**	**0.0**	**0.0**	**0**	**0**	**2**	**0**	**0**	**0**	**0**	**3**	**0**	**1**	**0**	**0**	**0**	**0**	**0**	**0**	**0**	**0**	**13-3**	

2019 GAME-BY-GAME POSTSEASON STATISTICS (PACKERS)

			TACKLES								INTERCEPTIONS					O. FUMB			ST				MISC			
DATE	OPPONENT	P/S	TK	S	A	SK	YDS	TFL	YDS	QBH	NO	YDS	LG	TD	PD	FF	FR	YDS	TK	S	A	FF	FR	S	A	W/L	SCORE
01/12	Seahawks	P	0	0	0	0.0	0.0	0	0	1	0	0	0	0	0	0	0	0	0	0	0	0	0	0	0	W	28-23
01/19	at 49ers	P	0	0	0	0.0	0.0	0	0	0	0	0	0	0	0	0	0	0	0	0	0	0	0	0	0	L	20-37
2019 TOTALS		**2-0**	**0**	**0**	**0**	**0.0**	**0.0**	**0**	**0**	**1**	**0**	**0**	**0**	**0**	**0**	**0**	**0**	**0**	**0**	**0**	**0**	**0**	**0**	**0**	**0**	**1-1**	

Ht: 5-10 | Wt: 196 | Born: February 9, 1997 | NFL Games Played/Started: 30/28 | Acquired: D1-18

AT A GLANCE ...

- Named a Pro Bowl alternate after starting all 16 games and leading the team with a career-high 23 passes defensed in 2019. Also started both postseason contests and ranked No. 2 on the team with 13 tackles (10 solo).
- Was named to the PFWA's All-Rookie team after leading Green Bay with 15 passes defensed in 2018. Became just the second Packers CB to be honored since 1974 (CB Casey Hayward, 2012).
- Appeared in 13 games with 11 starts as a rookie and ranked No. 2 on the team with 76 tackles (61 solo) while adding a half-sack, three tackles for a loss, an interception and a QB pressure.
- In Week 8 at the Los Angeles Rams, finished with five passes defensed, the most by a Green Bay defender during the 2018 season.
- Earned second-team All-Atlantic Coast Conference recognition as a sophomore in 2016 after posting a team-high five interceptions (tied for No. 11 in the country) along with a career-best 39 tackles (31 solo) and 14 passes defensed.
- Posted a 9.9-yard average on 44 punt returns during his collegiate career, highlighted by a 10.5-yard average on 20 returns as a sophomore in 2016 that included a 69-yard touchdown return vs. Florida State (Sept. 17).

2020 SEASON: At Minnesota (Sept. 13): Posted five tackles (four solo, tied for No. 2 on the team), a tackle for a loss, a QB hit, a pass defensed, an interception and a sack for a safety. With Minnesota on their own 4-yard line early in the second quarter, blitzed off the left side and went untouched to sack QB Kirk Cousins for a safety. Became the first Packers DB with a safety since Doug Hart in the 1971 season opener at the New York Giants. According to Sportradar, Alexander and Hart (1971) are the only Packers to register an interception and safety in the same game, dating back to 1948. With :34 seconds left in the first half, picked off Cousins on a deep pass down the right side intended for WR Adam Thielen, giving GB the ball at the MIN 41-yard line. Two plays later, the Packers scored on a 45-yard pass from QB Aaron Rodgers to WR Marquez Valdes-Scantling to take a 22-7 lead. Became the fifth NFL player to record a sack, interception and a safety in a single game since 2000, joining Rocky Boiman (Week 4, 2003), Calais Campbell (Week 5, 2016), James Harrison (Week 11, 2008) and Adalius Thomas (Week 2, 2006).

REGULAR SEASON COMPARISON: DEFENSIVE - DETROIT LIONS

										TACKLES			MISC		
DATE	OPP	W/L	GP/GS	TOT	SOLO	ASST	SACK	YDS	INT	TFL	PD	QBH	TD	FF	FR
10/14/19	GB vs. DET	W	S	2	2	0	0.0	0	0	0	2	0	0	0	0
12/29/19	GB @ DET	W	S	4	3	1	0.0	0	0	0	1	0	0	0	0
TOTALS		**2/0**	**2/2**	**6**	**5**	**1**	**0.0**	**0**	**0**	**0**	**3**	**0**	**0**	**0**	**0**

JAIRE ALEXANDER'S NFL REGULAR SEASON DEFENSIVE STATISTICS

				TACKLES							INTERCEPTIONS					O. FUMB				ST					MISC	
DATE	TEAM	GP	GS	TK	S	A	TFL	YDS	SK	YDS	QBH	NO	YDS	LG	TD	PD	FF	FR	YDS	TK	S	A	FF	FR	S	A
2018	Packers	13	11	76	61	15	3	27	0.5	3.0	1	1	27	27	0	15	0	0	0	2	2	0	0	2	0	0
2019	Packers	16	16	63	41	22	2	4	0.0	0.0	0	2	37	37	0	23	1	1	0	0	0	0	0	0	0	0
2020	Packers	1	1	5	4	1	1	4	1.0	4.0	1	1	-4	0	0	1	0	0	0	0	0	0	0	0	0	0
NFL TOTALS		**30**	**28**	**144**	**106**	**38**	**6**	**35**	**1.5**	**7.0**	**2**	**4**	**60**	**37**	**0**	**39**	**1**	**1**	**0**	**2**	**2**	**0**	**0**	**2**	**0**	**0**

JAIRE ALEXANDER'S NFL POSTSEASON DEFENSIVE STATISTICS

				TACKLES							INTERCEPTIONS					O. FUMB				ST					MISC	
DATE	TEAM	GP	GS	TK	S	A	TFL	YDS	SK	YDS	QBH	NO	YDS	LG	TD	PD	FF	FR	YDS	TK	S	A	FF	FR	S	A
2019	Packers	2	2	13	10	3	0	0	0.0	0.0	0	0	0	0	0	1	0	0	0	0	0	0	0	0	0	0
NFL TOTALS		**2**	**2**	**13**	**10**	**3**	**0**	**0**	**0.0**	**0.0**	**0**	**0**	**0**	**0**	**0**	**1**	**0**	**0**	**0**	**0**	**0**	**0**	**0**	**0**	**0**	**0**

SINGLE-GAME HIGHS: DEFENSIVE

Total Tackles	12 vs. Atlanta Falcons, Dec 09, 2018 10 vs. Minnesota Vikings, Sep 16, 2018
Sacks	1.0 at Minnesota Vikings, Sep 13, 2020 0.5 vs. Minnesota Vikings, Sep 16, 2018
Passes Defensed	5 at Los Angeles Rams, Oct 28, 2018 4 vs. Minnesota Vikings, Sep 15, 2019
Forced Fumbles	1 vs. Denver Broncos, Sep 22, 2019
Fumble Recoveries	1 vs. Denver Broncos, Sep 22, 2019
Tackles For Loss	1 at Minnesota Vikings, Sep 13, 2020 1 vs. Chicago Bears, Dec 15, 2019 ...4 more at 1.
Interceptions	1 at Minnesota Vikings, Sep 13, 2020 1 vs. Chicago Bears, Dec 15, 2019 ...2 more at 1.
Interception Return Yards	37 at Dallas Cowboys, Oct 06, 2019 27 vs. Buffalo Bills, Sep 30, 2018
Safeties	1 at Minnesota Vikings, Sep 13, 2020
Special Teams Tackles	1 at Washington, Sep 23, 2018 1 vs. Minnesota Vikings, Sep 16, 2018
Special Teams Fumble Recoveries	2 vs. Atlanta Falcons, Dec 09, 2018

SINGLE-GAME HIGHS - POSTSEASON: DEFENSIVE

Total Tackles	9 vs. Seattle Seahawks, Jan 12, 2020 4 at San Francisco 49ers, Jan 19, 2020
Passes Defensed	1 vs. Seattle Seahawks, Jan 12, 2020

2020 GAME-BY-GAME REGULAR SEASON STATISTICS (PACKERS)

			TACKLES									INTERCEPTIONS					O. FUMB			ST				MISC			
DATE	OPPONENT	P/S	TK	S	A	SK	YDS	TFL	YDS	QBH		NO	YDS	LG	TD	PD	FF	FR	YDS	TK	S	A	FF	FR	S	A	W/L	SCORE
09/13	at Vikings	S	5	4	1	1.0	4.0	1	4	1		1	-4	-4	0	1	0	0	0	0	0	0	0	0	0	0	W	43-34
2020 TOTALS		**1-1**	**5**	**4**	**1**	**1.0**	**4.0**	**1**	**4**	**1**		**1**	**-4**	**-4**	**0**	**1**	**0**	**0**	**0**	**0**	**0**	**0**	**0**	**0**	**0**	**0**	**1-0**	

2019 GAME-BY-GAME REGULAR SEASON STATISTICS (PACKERS)

			TACKLES								INTERCEPTIONS					O. FUMB			ST				MISC			
DATE	OPPONENT	P/S	TK	S	A	SK	YDS	TFL	YDS	QBH	NO	YDS	LG	TD	PD	FF	FR	YDS	TK	S	A	FF	FR	S	A	W/L	SCORE
09/05	at Bears	S	6	2	4	0.0	0.0	0	0	0	0	0	0	0	2	0	0	0	0	0	0	0	0	0	0	W	10-3
09/15	Vikings	S	5	3	2	0.0	0.0	0	0	0	0	0	0	0	4	0	0	0	0	0	0	0	0	0	0	W	21-16
09/22	Broncos	S	6	6	0	0.0	0.0	0	0	0	0	0	0	0	2	1	1	0	0	0	0	0	0	0	0	W	27-16
09/26	Eagles	S	2	1	1	0.0	0.0	0	0	0	0	0	0	0	0	0	0	0	0	0	0	0	0	0	0	L	27-34
10/06	at Cowboys	S	3	2	1	0.0	0.0	0	0	0	1	37	37	0	3	0	0	0	0	0	0	0	0	0	0	W	34-24
10/14	Lions	S	2	2	0	0.0	0.0	0	0	0	0	0	0	0	2	0	0	0	0	0	0	0	0	0	0	W	23-22
10/20	Raiders	S	3	1	2	0.0	0.0	0	0	0	0	0	0	0	0	0	0	0	0	0	0	0	0	0	0	W	42-24
10/27	at Chiefs	S	5	4	1	0.0	0.0	1	1	0	0	0	0	0	1	0	0	0	0	0	0	0	0	0	0	W	31-24
11/03	at Chargers	S	2	1	1	0.0	0.0	0	0	0	0	0	0	0	1	0	0	0	0	0	0	0	0	0	0	L	11-26
11/10	Panthers	S	7	5	2	0.0	0.0	0	0	0	0	0	0	0	1	0	0	0	0	0	0	0	0	0	0	W	24-16
11/24	at 49ers	S	3	0	3	0.0	0.0	0	0	0	0	0	0	0	1	0	0	0	0	0	0	0	0	0	0	L	8-37
12/01	at Giants	S	2	2	0	0.0	0.0	0	0	0	0	0	0	0	1	0	0	0	0	0	0	0	0	0	0	W	31-13
12/08	Washington	S	3	1	2	0.0	0.0	0	0	0	0	0	0	0	1	0	0	0	0	0	0	0	0	0	0	W	20-15
12/15	Bears	S	8	6	2	0.0	0.0	1	3	0	1	0	0	0	2	0	0	0	0	0	0	0	0	0	0	W	21-13
12/23	at Vikings	S	2	2	0	0.0	0.0	0	0	0	0	0	0	0	1	0	0	0	0	0	0	0	0	0	0	W	23-10
12/29	at Lions	S	4	3	1	0.0	0.0	0	0	0	0	0	0	0	1	0	0	0	0	0	0	0	0	0	0	W	23-20
2019 TOTALS		**16-16**	**63**	**41**	**22**	**0.0**	**0.0**	**2**	**4**	**0**	**2**	**37**	**37**	**0**	**23**	**1**	**1**	**0**	**0**	**0**	**0**	**0**	**0**	**0**	**0**	**13-3**	

2019 GAME-BY-GAME POSTSEASON STATISTICS (PACKERS)

			TACKLES								INTERCEPTIONS					O. FUMB			ST				MISC			
DATE	OPPONENT	P/S	TK	S	A	SK	YDS	TFL	YDS	QBH	NO	YDS	LG	TD	PD	FF	FR	YDS	TK	S	A	FF	FR	S	A	W/L	SCORE
01/12	Seahawks	S	9	7	2	0.0	0.0	0	0	0	0	0	0	0	1	0	0	0	0	0	0	0	0	0	0	W	28-23
01/19	at 49ers	S	4	3	1	0.0	0.0	0	0	0	0	0	0	0	0	0	0	0	0	0	0	0	0	0	0	L	20-37
2019 TOTALS		**2-2**	**13**	**10**	**3**	**0.0**	**0.0**	**0**	**0**	**0**	**0**	**0**	**0**	**0**	**1**	**0**	**0**	**0**	**0**	**0**	**0**	**0**	**0**	**0**	**0**	**1-1**	

Ht: 6-0 | Wt: 214 | Born: April 29, 1993 | NFL Games Played/Started: 77/73 | Acquired: UFA-19 (CHI)

AT A GLANCE ...

- Named an alternate for the Pro Bowl after starting all 16 games and finishing No. 3 on the team with 87 tackles (64 solo) in his first season with the Packers. Also started both postseason contests.
- Played in 60 games with 56 starts for the Chicago Bears over four seasons (2015-18), recording 305 tackles (244 solo), 17 passes defensed, three interceptions, three forced fumbles, three fumble recoveries, 13 tackles for a loss, two sacks and seven tackles on special teams.
- Started all 16 games for a Chicago defense that finished No. 1 in the NFL in 2018 in points allowed per game (17.7), yards per play (4.78), takeaways (36) and interceptions (27). Set career highs in passes defensed (eight) and interceptions (two).
- Appeared in one postseason contest for the Bears, recording six tackles (five solo), two passes defensed and an interception.
- Named to PFWA's All-Rookie team in 2015 after he became the first Bears rookie to lead the team in tackles (based on coaches' review) since LB Brian Urlacher in 2000.
- In 49 career games (38 starts) at Penn State, the three-time All-Big Ten honorable mention safety notched 149 tackles, seven interceptions, 19 pass breakups, three sacks and nine tackles for a loss.

2020 SEASON: At Minnesota (Sept. 13): Posted two tackles (one solo) and joined LB Christian Kirksey as the only Packers to play all 52 defensive snaps.

REGULAR SEASON COMPARISON: DEFENSIVE - DETROIT LIONS

										TACKLES			MISC		
DATE	OPP	W/L	GP/GS	TOT	SOLO	ASST	SACK	YDS	INT	TFL	PD	QBH	TD	FF	FR
10/14/19	GB vs. DET	W	S	4	2	2	0.0	0	0	0	0	0	0	0	0
12/29/19	GB @ DET	W	S	5	4	1	0.0	0	0	1	0	0	0	0	0
TOTALS		**2/0**	**2/2**	**9**	**6**	**3**	**0.0**	**0**	**0**	**1**	**0**	**0**	**0**	**0**	**0**

ADRIAN AMOS' NFL REGULAR SEASON DEFENSIVE STATISTICS

				TACKLES								INTERCEPTIONS					O. FUMB			ST				MISC	
DATE	TEAM	GP	GS	TK	S	A	TFL	YDS	SK	YDS	QBH	NO	YDS	LG	TD	PD	FF	FR	YDS	TK	S	A	FF	FR	S	A
2015	Bears	16	16	108	78	30	2	8	1.0	7.0	1	0	0	0	0	2	0	0	0	0	0	0	0	0	0	0
2016	Bears	15	14	60	50	10	3	8	0.0	0.0	0	0	0	0	0	5	1	1	21	3	3	0	0	0	0	0
2017	Bears	13	10	66	59	7	6	11	0.0	0.0	0	1	90	90t	1	3	2	1	4	2	2	0	0	0	0	0
2018	Bears	16	16	71	57	14	2	4	1.0	2.0	1	2	27	26	0	9	0	1	15	1	1	0	0	0	0	0
2019	Packers	16	16	87	64	23	6	8	1.0	4.0	1	2	12	9	0	8	0	0	0	3	3	0	0	0	0	0
2020	Packers	1	1	2	1	1	0	0	0.0	0.0	0	0	0	0	0	0	0	0	0	0	0	0	0	0	0	0
NFL TOTALS		**77**	**73**	**394**	**309**	**85**	**19**	**39**	**3.0**	**13.0**	**3**	**5**	**129**	**90t**	**1**	**27**	**3**	**3**	**40**	**9**	**9**	**0**	**0**	**0**	**0**	**0**

ADRIAN AMOS' NFL POSTSEASON DEFENSIVE STATISTICS

				TACKLES								INTERCEPTIONS					O. FUMB			ST				MISC	
DATE	TEAM	GP	GS	TK	S	A	TFL	YDS	SK	YDS	QBH	NO	YDS	LG	TD	PD	FF	FR	YDS	TK	S	A	FF	FR	S	A
2018	Bears	1	1	6	5	1	0	0	0.0	0.0	0	1	0	0	0	2	0	0	0	0	0	0	0	0	0	0
2019	Packers	2	2	6	3	3	0	0	0.0	0.0	0	0	0	0	0	1	0	0	0	0	0	0	0	0	0	0
NFL TOTALS		**3**	**3**	**12**	**8**	**4**	**0**	**0**	**0.0**	**0.0**	**0**	**1**	**0**	**0**	**0**	**3**	**0**	**0**	**0**	**0**	**0**	**0**	**0**	**0**	**0**	**0**

SINGLE-GAME HIGHS: DEFENSIVE

Total Tackles	11 at Minnesota Vikings, Dec 31, 2017 11 vs. Detroit Lions, Oct 02, 2016 ...1 more at 11.
Sacks	1.0 vs. Washington, Dec 08, 2019 1.0 at Buffalo Bills, Nov 04, 2018 ...1 more at 1.0.
Passes Defensed	3 at Buffalo Bills, Nov 04, 2018 2 vs. Washington, Dec 08, 2019 ...2 more at 2.
Forced Fumbles	1 at Philadelphia Eagles, Nov 26, 2017 1 at New Orleans Saints, Oct 29, 2017 ...1 more at 1.
Fumble Recoveries	1 vs. Detroit Lions, Nov 11, 2018 1 at New Orleans Saints, Oct 29, 2017 ...1 more at 1.
Tackles For Loss	2 vs. Minnesota Vikings, Sep 15, 2019 2 at Minnesota Vikings, Dec 31, 2017 ...1 more at 2.
Interceptions	1 vs. Washington, Dec 08, 2019 1 at Chicago Bears, Sep 05, 2019 ...3 more at 1.
Interception Return Yards	90 at Baltimore Ravens, Oct 15, 2017 26 vs. Minnesota Vikings, Nov 18, 2018
Special Teams Tackles	2 at Chicago Bears, Sep 05, 2019 1 vs. Minnesota Vikings, Sep 15, 2019 ...6 more at 1.

SINGLE-GAME HIGHS - POSTSEASON: DEFENSIVE

Total Tackles	6 vs. Philadelphia Eagles, Jan 06, 2019 4 at San Francisco 49ers, Jan 19, 2020
Passes Defensed	2 vs. Philadelphia Eagles, Jan 06, 2019 1 vs. Seattle Seahawks, Jan 12, 2020
Interceptions	1 vs. Philadelphia Eagles, Jan 06, 2019

2020 GAME-BY-GAME REGULAR SEASON STATISTICS (PACKERS)

			TACKLES								INTERCEPTIONS					O. FUMB			ST					MISC			
DATE	OPPONENT	P/S	TK	S	A	SK	YDS	TFL	YDS	QBH	NO	YDS	LG	TD	PD	FF	FR	YDS	TK	S	A	FF	FR	S	A	W/L	SCORE
09/13	at Vikings	S	2	1	1	0.0	0.0	0	0	0	0	0	0	0	0	0	0	0	0	0	0	0	0	0	0	W	43-34
2020 TOTALS		**1-1**	**2**	**1**	**1**	**0.0**	**0.0**	**0**	**0**	**0**	**0**	**0**	**0**	**0**	**0**	**0**	**0**	**0**	**0**	**0**	**0**	**0**	**0**	**0**	**0**	**1-0**	

2019 GAME-BY-GAME REGULAR SEASON STATISTICS (PACKERS)

			TACKLES								INTERCEPTIONS					O. FUMB			ST					MISC			
DATE	OPPONENT	P/S	TK	S	A	SK	YDS	TFL	YDS	QBH	NO	YDS	LG	TD	PD	FF	FR	YDS	TK	S	A	FF	FR	S	A	W/L	SCORE
09/05	at Bears	S	5	3	2	0.0	0.0	0	0	0	1	0	0	0	1	0	0	0	2	2	0	0	0	0	0	W	10-3
09/15	Vikings	S	4	4	0	0.0	0.0	2	1	0	0	0	0	0	0	0	0	0	1	1	0	0	0	0	0	W	21-16
09/22	Broncos	S	10	7	3	0.0	0.0	0	0	0	0	0	0	0	0	0	0	0	0	0	0	0	0	0	0	W	27-16
09/26	Eagles	S	7	5	2	0.0	0.0	1	0	0	0	0	0	0	0	0	0	0	0	0	0	0	0	0	0	L	27-34
10/06	at Cowboys	S	4	4	0	0.0	0.0	0	0	1	0	0	0	0	0	0	0	0	0	0	0	0	0	0	0	W	34-24
10/14	Lions	S	4	2	2	0.0	0.0	0	0	0	0	0	0	0	0	0	0	0	0	0	0	0	0	0	0	W	23-22
10/20	Raiders	S	6	5	1	0.0	0.0	0	0	0	0	0	0	0	2	0	0	0	0	0	0	0	0	0	0	W	42-24
10/27	at Chiefs	S	7	4	3	0.0	0.0	0	0	0	0	0	0	0	1	0	0	0	0	0	0	0	0	0	0	W	31-24
11/03	at Chargers	S	7	7	0	0.0	0.0	0	0	0	0	0	0	0	0	0	0	0	0	0	0	0	0	0	0	L	11-26
11/10	Panthers	S	7	3	4	0.0	0.0	0	0	0	0	0	0	0	1	0	0	0	0	0	0	0	0	0	0	W	24-16
11/24	at 49ers	S	4	3	1	0.0	0.0	0	0	0	0	0	0	0	0	0	0	0	0	0	0	0	0	0	0	L	8-37
12/01	at Giants	S	6	5	1	0.0	0.0	0	0	0	0	0	0	0	1	0	0	0	0	0	0	0	0	0	0	W	31-13
12/08	Washington	S	7	4	3	1.0	4.0	1	4	0	1	3	3	0	2	0	0	0	0	0	0	0	0	0	0	W	20-15
12/15	Bears	S	3	3	0	0.0	0.0	1	1	0	0	9	9	0	0	0	0	0	0	0	0	0	0	0	0	W	21-13
12/23	at Vikings	S	1	1	0	0.0	0.0	0	0	0	0	0	0	0	0	0	0	0	0	0	0	0	0	0	0	W	23-10
12/29	at Lions	S	5	4	1	0.0	0.0	1	2	0	0	0	0	0	0	0	0	0	0	0	0	0	0	0	0	W	23-20
2019 TOTALS		**16-16**	**87**	**64**	**23**	**1.0**	**4.0**	**6**	**8**	**1**	**2**	**12**	**9**	**0**	**8**	**0**	**0**	**0**	**3**	**3**	**0**	**0**	**0**	**0**	**0**	**13-3**	

2019 GAME-BY-GAME POSTSEASON STATISTICS (PACKERS)

			TACKLES								INTERCEPTIONS					O. FUMB			ST					MISC			
DATE	OPPONENT	P/S	TK	S	A	SK	YDS	TFL	YDS	QBH	NO	YDS	LG	TD	PD	FF	FR	YDS	TK	S	A	FF	FR	S	A	W/L	SCORE
01/12	Seahawks	S	2	1	1	0.0	0.0	0	0	0	0	0	0	0	1	0	0	0	0	0	0	0	0	0	0	W	28-23
01/19	at 49ers	S	4	2	2	0.0	0.0	0	0	0	0	0	0	0	0	0	0	0	0	0	0	0	0	0	0	L	20-37
2019 TOTALS		**2-2**	**6**	**3**	**3**	**0.0**	**0.0**	**0**	**0**	**0**	**0**	**0**	**0**	**0**	**1**	**0**	**0**	**0**	**0**	**0**	**0**	**0**	**0**	**0**	**0**	**1-1**	

Ht: 6-4 | Wt: 310 | Born: September 30, 1991 | NFL Games Played/Started: 107/107 | Acquired: D4a-13

AT A GLANCE ...

- Last name is pronounced bock-tee-R-ee.
- Earned second-team All-Pro honors from *The Associated Press* in 2019, joining Chiefs T Mitchell Schwartz as the only tackles in the league to earn *AP* All-Pro honors each of the last four seasons.
- Became just the second Green Bay tackle in team history (Forrest Gregg, 1962-67) to earn *AP* All-Pro recognition in four-plus consecutive seasons.
- Was selected to his second career Pro Bowl last season (also 2016), his first as an original selection.
- Earned first-team *AP* All-Pro honors in 2018, the first Packers offensive tackle to earn first-team recognition since Gregg in 1967.
- Has started all 107 regular-season games he has appeared in at LT since entering the league in 2013. Has opened all 16 regular-season games in five of his seven seasons in the NFL.
- In 2013, became the first rookie to start every game at LT for Green Bay since the league went to a 16-game schedule in 1978.
- Earned second-team All-Pacific-12 honors from the conference's coaches each of his last two seasons (sophomore and junior) at Colorado.

2020 SEASON: At Minnesota (Sept. 13): Started at LT and played all 78 snaps, helping the Packers register their first zero-sack game against the Vikings since Oct. 24, 2010, and their first game in franchise history with 40-plus points, 500-plus yards, 30-plus first downs and no turnovers. Blocked for QB Aaron Rodgers as he connected on 32 of 44 passes for 364 yards and four TDs with no INTs for a 127.5 rating.

DAVID BAKHTIARI'S NFL REGULAR SEASON STATISTICS

DATE	TEAM	GP	GS
2013	Packers	16	16
2014	Packers	16	16
2015	Packers	14	14
2016	Packers	16	16
2017	Packers	12	12
2018	Packers	16	16
2019	Packers	16	16
2020	Packers	1	1
NFL TOTALS		**107**	**107**

DAVID BAKHTIARI'S NFL POSTSEASON STATISTICS

DATE	TEAM	GP	GS
2013	Packers	1	1
2014	Packers	2	2
2015	Packers	1	1
2016	Packers	3	3
2019	Packers	2	2
NFL TOTALS		**9**	**9**

2020 GAME-BY-GAME REGULAR SEASON STATISTICS (PACKERS)

DATE	OPPONENT	P/S		W/L	SCORE
09/13	at Vikings	S		W	43-34
2020 TOTALS		**1-1**		**1-0**	

2019 GAME-BY-GAME REGULAR SEASON STATISTICS (PACKERS)

DATE	OPPONENT	P/S		W/L	SCORE
09/05	at Bears	S		W	10-3
09/15	Vikings	S		W	21-16
09/22	Broncos	S		W	27-16
09/26	Eagles	S		L	27-34
10/06	at Cowboys	S		W	34-24
10/14	Lions	S		W	23-22
10/20	Raiders	S		W	42-24
10/27	at Chiefs	S		W	31-24
11/03	at Chargers	S		L	11-26
11/10	Panthers	S		W	24-16
11/24	at 49ers	S		L	8-37
12/01	at Giants	S		W	31-13
12/08	Washington	S		W	20-15
12/15	Bears	S		W	21-13
12/23	at Vikings	S		W	23-10
12/29	at Lions	S		W	23-20
2019 TOTALS		**16-16**		**13-3**	

Ht: 6-2 | Wt: 229 | Born: April 2, 1998 | NFL Games Played/Started: 1/1 | Acquired: FA-20

AT A GLANCE ...

- Became the first undrafted rookie LB to start a Week 1 contest for the Packers since the 1970 NFL/AFL merger, doing so at Minnesota (Sept. 13, 2020).
- Played in 43 games with 31 starts in his four seasons at UCLA, recording 212 tackles (139 solo), 21 tackles for a loss, five sacks, a forced fumble, two interceptions and 15 passes defensed.
- Started all 11 games he played in as a senior in 2019 and recorded 74 tackles (49 solo), 10 tackles for a loss (matched his career high), a career-best four sacks, a forced fumble, an INT and a career-high eight passes defensed.
- Was presented the Kenneth S. Washington Most Outstanding Senior Award at UCLA's team banquet following the 2019 season.
- Attended Liberty High School in Bakersfield, Calif., where he was a teammate of Packers QB Jordan Love. Was named to the PrepStar Dream Team and was selected to the Tacoma News-Tribune's Western 100 as a senior.

2020 SEASON: At Minnesota (Sept. 13): Started and appeared on 15 snaps on defense and eight snaps on special teams, becoming the first undrafted rookie LB to start a Week 1 contest for the Packers since the 1970 NFL/AFL merger. Finished the game with six tackles (four solo) and two tackles for a loss while also notching one special teams tackle. Midway through the third quarter, corralled RB Dalvin Cook for a 2-yard loss on a screen pass.

KRYS BARNES' NFL REGULAR SEASON DEFENSIVE STATISTICS

				TACKLES								INTERCEPTIONS					O. FUMB			ST				MISC	
DATE	TEAM	GP	GS	TK	S	A	TFL	YDS	SK	YDS	QBH	NO	YDS	LG	TD	PD	FF	FR	YDS	TK	S	A	FF	FR	S	A
2020	Packers	1	1	6	4	2	2	3	0.0	0.0	0	0	0	0	0	0	0	0	0	1	1	0	0	0	0	0
NFL TOTALS		**1**	**1**	**6**	**4**	**2**	**2**	**3**	**0.0**	**0.0**	**0**	**0**	**0**	**0**	**0**	**0**	**0**	**0**	**0**	**1**	**1**	**0**	**0**	**0**	**0**	**0**

SINGLE-GAME HIGHS: DEFENSIVE

Total Tackles	6 at Minnesota Vikings, Sep 13, 2020	**Special Teams Tackles**	1 at Minnesota Vikings, Sep 13, 2020
Tackles For Loss	2 at Minnesota Vikings, Sep 13, 2020		

2020 GAME-BY-GAME REGULAR SEASON STATISTICS (PACKERS)

			TACKLES							INTERCEPTIONS					O. FUMB			ST					MISC			
DATE	OPPONENT	P/S	TK	S	A	SK	YDS	TFL	YDS	QBH	NO	YDS	LG	TD	PD	FF	FR	YDS	TK	S	A	FF	FR	S	A	W/L	SCORE
09/13	at Vikings	S	6	4	2	0.0	0.0	2	3	0	0	0	0	0	0	0	0	0	1	1	0	0	0	0	0	W	43-34
2020 TOTALS		**1-1**	**6**	**4**	**2**	**0.0**	**0.0**	**2**	**3**	**0**	**0**	**0**	**0**	**0**	**0**	**0**	**0**	**0**	**1**	**1**	**0**	**0**	**0**	**0**	**0**	**1-0**	

TIM BOYLE

8

QUARTERBACK
EASTERN KENTUCKY

Third NFL Season | Third Packers Season

Ht: 6-4 | Wt: 232 | Born: October 3, 1994 | NFL Games Played/Started: 4/0 | Acquired: FA-18

AT A GLANCE ...

- Saw action in three games in 2019, completing 3 of 4 passing attempts (75.0 pct.) for 15 yards and an 80.2 passer rating. Was active but did not play in the other 13 contests.
- Spent his rookie season in 2018 on the Packers' active roster. Was listed as a gameday inactive for every game with the exception of Week 2 vs. Minnesota (Sept. 16) when he was active but did not play.
- Signed by Green Bay as an undrafted free agent on May 4, 2018. Started 19 of 36 games played over four seasons at Eastern Kentucky (2017) and Connecticut (2013-15), finishing his career with 3,371 yards and 12 TDs on 334-of-602 passing (55.4 pct.) with 26 interceptions.

2020 SEASON: At Minnesota (Sept. 13): Took over at QB for the final two snaps of the game (kneel-downs) as the Packers ran out the clock.

TIM BOYLE'S NFL REGULAR SEASON PASSING STATISTICS

DATE	TEAM	GP	GS	ATT.	CMP.	PCT.	YDS	AVG.	TD	INT.	LG	SK	LST	RATE
2019	Packers	3	0	4	3	75.0	15	3.8	0	0	7	0	0	80.2
2020	Packers	1	0	0	0	0.0	0	0.0	0	0	0	0	0	0.0
TOTALS		**4**	**0**	**4**	**3**	**75.0**	**15**	**3.8**	**0**	**0**	**7**	**0**	**0**	**80.2**

TIM BOYLE'S NFL REGULAR SEASON RUSHING STATISTICS

DATE	TEAM	NO.	YDS.	AVG.	LG	TD
2019	Packers	5	-7	-1.4	0	0
2020	Packers	2	-2	-1.0	0	0
TOTALS		**7**	**-9**	**-1.3**	**0**	**0**

TIM BOYLE'S NFL REGULAR SEASON PASSING/RUSHING STATISTICS

				PASSING											RUSHING				
DATE	TEAM	GP	GS	ATT.	CMP.	PCT.	YDS	AVG.	TD	INT.	LG	SK	LST	RATE	NO.	YDS.	AVG.	LG	TD
2019	Packers	3	0	4	3	75.0	15	3.8	0	0	7	0	0	80.2	5	-7	-1.4	0	0
2020	Packers	1	0	0	0	0.0	0	0.0	0	0	0	0	0	0.0	2	-2	-1.0	0	0
TOTALS		**4**	**0**	**4**	**3**	**75.0**	**15**	**3.8**	**0**	**0**	**7**	**0**	**0**	**80.2**	**7**	**-9**	**-1.3**	**0**	**0**

SINGLE-GAME HIGHS: QUARTERBACK

Pass Attempts	4 at San Francisco 49ers, Nov 24, 2019
Pass Completions	3 at San Francisco 49ers, Nov 24, 2019
Yards Passing	15 at San Francisco 49ers, Nov 24, 2019
Long Passes	7 at San Francisco 49ers, Nov 24, 2019 5 at San Francisco 49ers, Nov 24, 2019
Rush Attempts	3 vs. Oakland Raiders, Oct 20, 2019 2 at Minnesota Vikings, Sep 13, 2020 ...1 more at 2.

2020 GAME-BY-GAME REGULAR SEASON STATISTICS (PACKERS)

			PASSING											RUSHING					
DATE	OPPONENT	P/S	ATT	CMP	YDS	PCT	Y/A	Y/C	TD	INT	LG	SK/YD	RATE	ATT	YDS	LG	TD	W/L	SCORE
09/13	at Vikings	P	0	0	0	0.0	0.0	0.0	0	0	0	0/0	0.0	2	-2	-1	0	W	43-34
2020 TOTALS		**1-0**	**0**	**0**	**0**	**0.0**	**0.0**	**0.0**	**0**	**0**	**0**	**0/0**	**0.0**	**2**	**-2**	**-1**	**0**	**1-0**	

2019 GAME-BY-GAME REGULAR SEASON STATISTICS (PACKERS)

			PASSING											RUSHING					
DATE	OPPONENT	P/S	ATT	CMP	YDS	PCT	Y/A	Y/C	TD	INT	LG	SK/YD	RATE	ATT	YDS	LG	TD	W/L	SCORE
09/05	at Bears		DID NOT PLAY (NON-INJURY)															W	10-3
09/15	Vikings		DID NOT PLAY (NON-INJURY)															W	21-16
09/22	Broncos		DID NOT PLAY (NON-INJURY)															W	27-16
09/26	Eagles		DID NOT PLAY (NON-INJURY)															L	27-34
10/06	at Cowboys		DID NOT PLAY (NON-INJURY)															W	34-24
10/14	Lions		DID NOT PLAY (NON-INJURY)															W	23-22
10/20	Raiders	P	0	0	0	0.0	0.0	0.0	0	0	0	0/0	0.0	3	-3	0	0	W	42-24
10/27	at Chiefs		DID NOT PLAY (NON-INJURY)															W	31-24
11/03	at Chargers		DID NOT PLAY (NON-INJURY)															L	11-26
11/10	Panthers		DID NOT PLAY (NON-INJURY)															W	24-16
11/24	at 49ers	P	4	3	15	75.0	3.8	5.0	0	0	7	0/0	80.2	0	0	0	0	L	8-37
12/01	at Giants	P	0	0	0	0.0	0.0	0.0	0	0	0	0/0	0.0	2	-4	-1	0	W	31-13
12/08	Washington		DID NOT PLAY (NON-INJURY)															W	20-15
12/15	Bears		DID NOT PLAY (NON-INJURY)															W	21-13
12/23	at Vikings		DID NOT PLAY (NON-INJURY)															W	23-10
12/29	at Lions		DID NOT PLAY (NON-INJURY)															W	23-20
2019 TOTALS		**3-0**	**4**	**3**	**15**	**75.0**	**3.8**	**5.0**	**0**	**0**	**7**	**0/0**	**80.2**	**5**	**-7**	**0**	**0**	**13-3**	

2019 GAME-BY-GAME POSTSEASON STATISTICS (PACKERS)

			PASSING											RUSHING					
DATE	OPPONENT	P/S	ATT	CMP	YDS	PCT	Y/A	Y/C	TD	INT	LG	SK/YD	RATE	ATT	YDS	LG	TD	W/L	SCORE
01/12	Seahawks		DID NOT PLAY (NON-INJURY)															W	28-23
01/19	at 49ers		DID NOT PLAY (NON-INJURY)															L	20-37
2019 TOTALS		**0-0**	**0**	**0**	**0**	**0.0**	**0.0**	**0.0**	**0**	**0**	**0**	**0/0**	**0.0**	**0**	**0**	**0**	**0**	**1-1**	

Ht: 6-3 | Wt: 241 | Born: May 21, 1994 | NFL Games Played/Started: 33/0 | Acquired: D7b-18

AT A GLANCE ...

- Played in all 16 games and both postseason contests in 2019, handling all snapping duties.
- Snapped for K Mason Crosby as he tied the single-season franchise record in 2019 for field-goal percentage (22 of 24, 91.67).
- As a rookie in 2018, handled snapping duties in all 16 games and had one tackle on special teams.
- Played in 41 career games for Mississippi State, serving as the primary long snapper since Week 2 of the 2015 season. The Bulldogs went to a bowl game all six seasons he was at MSU.
- Participated in the 2018 East-West Shrine Game.
- Entered college as a tight end, but suffered two knee injuries in his first two years and moved to long snapper.

2020 SEASON: At Minnesota (Sept. 13): Handled snapping duties for K Mason Crosby's two field goals (31, 43) and five extra points along with P JK Scott's lone punt (40 yards, gross and net).

HUNTER BRADLEY'S NFL REGULAR SEASON STATISTICS

DATE	TEAM	GP
2018	Packers	16
2019	Packers	16
2020	Packers	1
NFL TOTALS		**33**

HUNTER BRADLEY'S NFL POSTSEASON STATISTICS

DATE	TEAM	GP
2019	Packers	2
NFL TOTALS		**2**

2020 GAME-BY-GAME REGULAR SEASON STATISTICS (PACKERS)

DATE	OPPONENT			W/L	SCORE
09/13	at Vikings	P		W	43-34
2020 TOTALS		**1**		**1-0**	

OREN BURKS

42 LINEBACKER
VANDERBILT

Third NFL Season | Third Packers Season

Ht: 6-3 | Wt: 233 | Born: March 21, 1995 | NFL Games Played/Started: 27/5 | Acquired: D3-18

AT A GLANCE ...

- Was tied for the team lead for special teams tackles in both the 2019 regular season (nine) and postseason (three) and ranked No. 2 on the team with 10 tackles on special teams as a rookie in 2018.
- Has played in 26 games with four starts in his first two seasons while also appearing in two 2019 playoff games. Has posted 19 tackles on special teams since entering the league, the most on the Packers over that span.
- Played in 45 games with 40 starts in four seasons with the Commodores and registered 237 tackles (136 solo), 15½ tackles for a loss, 4½ sacks, five interceptions, 27 passes defensed, two forced fumbles and three fumble recoveries. Played various positions throughout his collegiate career: inside linebacker in 2017, linebacker/safety hybrid in 2016, free safety in 2015 and safety in 2014.
- Was named to the Butkus Award watch list in 2017 and went on to post career highs in tackles (82), solo tackles (45) and tackles for a loss (seven) in his first season at inside linebacker.
- Was a candidate for the Senior CLASS Award in 2017, a finalist for the Wooden Citizenship Cup in 2017 and a member of the Allstate-AFCA Good Works Team in 2016, which honored 12 Division I-A football players from across the country for their commitment to community service. Also served as president of the Vanderbilt Student-Athlete Advisory Committee in 2016-17.
- Attended South County High School (Lorton, Va.), where he earned first-team all-state honors and was named the district Defensive Player of the Year as a senior after posting 123 tackles, 17 tackles for a loss, 3½ sacks, six forced fumbles and three interceptions.

2020 SEASON: At Minnesota (Sept. 13): Appeared on three defensive snaps and 18 plays on special teams.

REGULAR SEASON COMPARISON: DEFENSIVE - DETROIT LIONS

										TACKLES			MISC		
DATE	OPP	W/L	GP/GS	TOT	SOLO	ASST	SACK	YDS	INT	TFL	PD	QBH	TD	FF	FR
10/7/18	GB @ DET	L	S	4	4	0	0.0	0	0	0	0	0	0	0	0
12/30/18	GB vs. DET	L	S	1	0	1	0.0	0	0	0	0	0	0	0	0
10/14/19	GB vs. DET	W	P	2	1	1	0.0	0	0	0	0	0	0	0	0
TOTALS		**1/2**	**3/2**	**7**	**5**	**2**	**0.0**	**0**	**0**	**0**	**0**	**0**	**0**	**0**	**0**

OREN BURKS' NFL REGULAR SEASON DEFENSIVE STATISTICS

				TACKLES							INTERCEPTIONS					O. FUMB			ST				MISC	
DATE	TEAM	GP	GS	TK	S	A	TFL	YDS	SK	YDS	QBH	NO	YDS	LG	TD	PD	FF	FR	YDS	TK	S	A	FF	FR	S	A
2018	Packers	14	4	16	13	3	0	0	0.0	0.0	0	0	0	0	0	0	0	0	0	8	6	2	0	0	0	0
2019	Packers	12	0	8	4	4	0	0	0.0	0.0	0	0	0	0	0	0	0	0	0	5	4	1	0	0	0	0
2020	Packers	1	1	0	0	0	0	0	0.0	0.0	0	0	0	0	0	0	0	0	0	0	0	0	0	0	0	0
NFL TOTALS		**27**	**5**	**24**	**17**	**7**	**0**	**0**	**0.0**	**0.0**	**0**	**0**	**0**	**0**	**0**	**0**	**0**	**0**	**0**	**13**	**10**	**3**	**0**	**0**	**0**	**0**

OREN BURKS' NFL POSTSEASON DEFENSIVE STATISTICS

				TACKLES							INTERCEPTIONS					O. FUMB			ST				MISC	
DATE	TEAM	GP	GS	TK	S	A	TFL	YDS	SK	YDS	QBH	NO	YDS	LG	TD	PD	FF	FR	YDS	TK	S	A	FF	FR	S	A
2019	Packers	2	0	3	0	3	0	0	0.0	0.0	0	0	0	0	0	0	0	0	0	3	2	1	0	0	0	0
NFL TOTALS		**2**	**0**	**3**	**0**	**3**	**0**	**0**	**0.0**	**0.0**	**0**	**0**	**0**	**0**	**0**	**0**	**0**	**0**	**0**	**3**	**2**	**1**	**0**	**0**	**0**	**0**

SINGLE-GAME HIGHS: DEFENSIVE

Total Tackles
4 at Detroit Lions, Oct 07, 2018
3 vs. Oakland Raiders, Oct 20, 2019
...2 more at 3.

Special Teams Tackles
2 at New York Giants, Dec 01, 2019
2 vs. Miami Dolphins, Nov 11, 2018
...1 more at 2.

SINGLE-GAME HIGHS - POSTSEASON: DEFENSIVE

Total Tackles 3 vs. Seattle Seahawks, Jan 12, 2020

Special Teams Tackles 3 vs. Seattle Seahawks, Jan 12, 2020

2020 GAME-BY-GAME REGULAR SEASON STATISTICS (PACKERS)

			TACKLES								INTERCEPTIONS					O. FUMB			ST					MISC			
DATE	OPPONENT	P/S	TK	S	A	SK	YDS	TFL	YDS	QBH	NO	YDS	LG	TD	PD	FF	FR	YDS	TK	S	A	FF	FR	S	A	W/L	SCORE
09/13	at Vikings	S	0	0	0	0.0	0.0	0	0	0	0	0	0	0	0	0	0	0	0	0	0	0	0	0	0	W	43-34
2020 TOTALS		**1-1**	**0**	**0**	**0**	**0.0**	**0.0**	**0**	**0**	**0**	**0**	**0**	**0**	**0**	**0**	**0**	**0**	**0**	**0**	**0**	**0**	**0**	**0**	**0**	**0**	**1-0**	

2019 GAME-BY-GAME REGULAR SEASON STATISTICS (PACKERS)

			TACKLES								INTERCEPTIONS					O. FUMB			ST					MISC			
DATE	OPPONENT	P/S	TK	S	A	SK	YDS	TFL	YDS	QBH	NO	YDS	LG	TD	PD	FF	FR	YDS	TK	S	A	FF	FR	S	A	W/L	SCORE
09/05	at Bears										GAME INACTIVE/INJURY															W	10-3
09/15	Vikings										GAME INACTIVE/INJURY															W	21-16
09/22	Broncos										GAME INACTIVE/INJURY															W	27-16
09/26	Eagles										GAME INACTIVE/INJURY															L	27-34
10/06	at Cowboys	P	2	1	1	0.0	0.0	0	0	0	0	0	0	0	0	0	0	0	1	1	0	0	0	0	0	W	34-24
10/14	Lions	P	2	1	1	0.0	0.0	0	0	0	0	0	0	0	0	0	0	0	0	0	0	0	0	0	0	W	23-22
10/20	Raiders	P	3	1	2	0.0	0.0	0	0	0	0	0	0	0	0	0	0	0	1	1	0	0	0	0	0	W	42-24
10/27	at Chiefs	P	0	0	0	0.0	0.0	0	0	0	0	0	0	0	0	0	0	0	0	0	0	0	0	0	0	W	31-24
11/03	at Chargers	P	0	0	0	0.0	0.0	0	0	0	0	0	0	0	0	0	0	0	0	0	0	0	0	0	0	L	11-26
11/10	Panthers	P	0	0	0	0.0	0.0	0	0	0	0	0	0	0	0	0	0	0	0	0	0	0	0	0	0	W	24-16
11/24	at 49ers	P	0	0	0	0.0	0.0	0	0	0	0	0	0	0	0	0	0	0	0	0	0	0	0	0	0	L	8-37
12/01	at Giants	P	1	1	0	0.0	0.0	0	0	0	0	0	0	0	0	0	0	0	2	1	1	0	0	0	0	W	31-13
12/08	Washington	P	0	0	0	0.0	0.0	0	0	0	0	0	0	0	0	0	0	0	0	0	0	0	0	0	0	W	20-15
12/15	Bears	P	0	0	0	0.0	0.0	0	0	0	0	0	0	0	0	0	0	0	1	1	0	0	0	0	0	W	21-13
12/23	at Vikings	P	0	0	0	0.0	0.0	0	0	0	0	0	0	0	0	0	0	0	0	0	0	0	0	0	0	W	23-10
12/29	at Lions	P	0	0	0	0.0	0.0	0	0	0	0	0	0	0	0	0	0	0	0	0	0	0	0	0	0	W	23-20
2019 TOTALS		**12-0**	**8**	**4**	**4**	**0.0**	**0.0**	**0**	**0**	**0**	**0**	**0**	**0**	**0**	**0**	**0**	**0**	**0**	**5**	**4**	**1**	**0**	**0**	**0**	**0**	**13-3**	

2019 GAME-BY-GAME POSTSEASON STATISTICS (PACKERS)

			TACKLES								INTERCEPTIONS					O. FUMB			ST					MISC			
DATE	OPPONENT	P/S	TK	S	A	SK	YDS	TFL	YDS	QBH	NO	YDS	LG	TD	PD	FF	FR	YDS	TK	S	A	FF	FR	S	A	W/L	SCORE
01/12	Seahawks	P	3	0	3	0.0	0.0	0	0	0	0	0	0	0	0	0	0	0	3	2	1	0	0	0	0	W	28-23
01/19	at 49ers	P	0	0	0	0.0	0.0	0	0	0	0	0	0	0	0	0	0	0	0	0	0	0	0	0	0	L	20-37
2019 TOTALS		**2-0**	**3**	**0**	**3**	**0.0**	**0.0**	**0**	**0**	**0**	**0**	**0**	**0**	**0**	**0**	**0**	**0**	**0**	**3**	**2**	**1**	**0**	**0**	**0**	**0**	**1-1**	

Ht: 6-3 | Wt: 314 | Born: October 4, 1995 | NFL Games Played/Started: 61/47 | Acquired: D1-16

AT A GLANCE ...

- Earned his first trip to the Pro Bowl (injury replacement for Rams DT Aaron Donald) after a 2019 season where he started all 16 games, ranked No. 2 on the team with a career-high 89 tackles (52 solo) and tied his career high with six sacks.
- Named a Pro Bowl alternate in 2018 after recording a career-high six sacks (No. 2 on the team) and finishing No. 3 on the team with 73 tackles (36 solo) despite missing three games.
- In 2017, started all 15 games he appeared in, leading the Green Bay defensive line in tackles (78) and ranking No. 2 in both sacks (4½) and solo tackles (39).
- Played in all 16 games with two starts as a rookie (2016) and became the youngest player to appear in a season opener for the Packers since Arnie Herber (20 years old) in 1930.
- Played in all 39 games in his three seasons at UCLA with 29 starts, opening the final 29 games of his career for the Bruins. Finished with 164 tackles (96 solo), seven sacks and 20½ tackles for a loss.
- Earned third-team All-America honors from The Associated Press and first-team All-Pacific-12 recognition from the coaches and media as a junior in 2015.
- Was named the CIF Eastern Division Defensive Player of the Year as a senior in 2012 at Wilmer Amina Carter High School in Rialto, Calif., where he posted 71 tackles, 11 sacks, five forced fumbles and a fumble recovery.

2020 SEASON: At Minnesota (Sept. 13): Recorded two tackles (one solo) in 15 defensive snaps before suffering a groin injury that ended his day late in the second quarter.

REGULAR SEASON COMPARISON: DEFENSIVE - DETROIT LIONS

										TACKLES			MISC		
DATE	OPP	W/L	GP/GS	TOT	SOLO	ASST	SACK	YDS	INT	TFL	PD	QBH	TD	FF	FR
9/25/16	GB vs. DET	W	S	5	3	2	0.0	0	0	0	0	0	0	0	0
1/1/17	GB @ DET	W	P	1	1	0	0.0	0	0	0	1	0	0	0	0
11/6/17	GB vs. DET	L	S	5	2	3	0.0	0	0	0	0	0	0	0	0
12/31/17	GB @ DET	L	S	3	2	1	0.0	0	0	0	0	0	0	0	0
10/7/18	GB @ DET	L	S	5	3	2	0.0	0	0	2	0	1	0	0	0
10/14/19	GB vs. DET	W	S	2	2	0	0.0	0	0	0	0	0	0	0	0
12/29/19	GB @ DET	W	S	6	5	1	0.0	0	0	1	0	0	0	0	0
TOTALS		**4/3**	**7/6**	**27**	**18**	**9**	**0.0**	**0**	**0**	**3**	**1**	**1**	**0**	**0**	**0**

KENNY CLARK'S NFL REGULAR SEASON DEFENSIVE STATISTICS

				TACKLES								INTERCEPTIONS					O. FUMB			ST					MISC	
DATE	TEAM	GP	GS	TK	S	A	TFL	YDS	SK	YDS	QBH	NO	YDS	LG	TD	PD	FF	FR	YDS	TK	S	A	FF	FR	S	A
2016	Packers	16	2	33	14	19	1	1	0.0	0.0	2	0	0	0	0	2	0	2	2	0	0	0	0	0	0	0
2017	Packers	15	15	78	39	39	6	24	4.5	26.5	6	0	0	0	0	1	2	0	0	0	0	0	0	0	0	0
2018	Packers	13	13	73	46	27	11	48	6.0	43.0	9	0	0	0	0	3	1	2	0	0	0	0	0	0	0	0
2019	Packers	16	16	89	52	37	11	34	6.0	36.5	28	0	0	0	0	0	1	0	0	0	0	0	0	0	0	0
2020	Packers	1	1	2	1	1	0	0	0.0	0.0	0	0	0	0	0	0	0	0	0	0	0	0	0	0	0	0
NFL TOTALS		**61**	**47**	**275**	**152**	**123**	**29**	**107**	**16.5**	**106.0**	**45**	**0**	**0**	**0**	**0**	**6**	**4**	**4**	**2**	**0**	**0**	**0**	**0**	**0**	**0**	**0**

KENNY CLARK'S NFL POSTSEASON DEFENSIVE STATISTICS

				TACKLES							INTERCEPTIONS					O. FUMB			ST					MISC	
DATE	TEAM	GP	GS	TK	S	A	TFL	YDS	SK	YDS	QBH	NO	YDS	LG	TD	PD	FF	FR	YDS	TK	S	A	FF	FR	S	A
2016	Packers	3	0	9	5	4	1	2	0.0	0.0	0	0	0	0	0	0	0	0	0	0	0	0	0	0	0	0
2019	Packers	2	2	7	5	2	1	2	1.0	2.0	3	0	0	0	0	0	0	0	0	0	0	0	0	0	0	0
NFL TOTALS		**5**	**2**	**16**	**10**	**6**	**2**	**4**	**1.0**	**2.0**	**3**	**0**	**0**	**0**	**0**	**0**	**0**	**0**	**0**	**0**	**0**	**0**	**0**	**0**	**0**	**0**

SINGLE-GAME HIGHS: DEFENSIVE

Total Tackles	10 at Washington, Sep 23, 2018 10 at Minnesota Vikings, Oct 15, 2017	**Forced Fumbles**	1 vs. Minnesota Vikings, Sep 15, 2019 1 vs. Buffalo Bills, Sep 30, 2018
Sacks	2.0 vs. Chicago Bears, Dec 15, 2019 2.0 at Los Angeles Rams, Oct 28, 2018 ...1 more at 2.0.	**Fumble Recoveries**	...2 more at 1. 1 vs. Buffalo Bills, Sep 30, 2018 1 vs. Chicago Bears, Sep 09, 2018 ...2 more at 1.
Passes Defensed	1 vs. Arizona Cardinals, Dec 02, 2018 1 at Washington, Sep 23, 2018 ...4 more at 1.	**Tackles For Loss**	4 at Los Angeles Rams, Oct 28, 2018 3 vs. Chicago Bears, Dec 15, 2019

SINGLE-GAME HIGHS - POSTSEASON: DEFENSIVE

Total Tackles	4 at San Francisco 49ers, Jan 19, 2020 4 at Dallas Cowboys, Jan 15, 2017	**Tackles For Loss**	1 vs. Seattle Seahawks, Jan 12, 2020 1 at Dallas Cowboys, Jan 15, 2017
Sacks	1.0 vs. Seattle Seahawks, Jan 12, 2020		

2020 GAME-BY-GAME REGULAR SEASON STATISTICS (PACKERS)

			TACKLES									INTERCEPTIONS					O. FUMB			ST					MISC			
DATE	**OPPONENT**	**P/S**	**TK**	**S**	**A**	**SK**	**YDS**	**TFL**	**YDS**	**QBH**	**NO**	**YDS**	**LG**	**TD**	**PD**	**FF**	**FR**	**YDS**	**TK**	**S**	**A**	**FF**	**FR**	**S**	**A**	**W/L**	**SCORE**
09/13	at Vikings	S	2	1	1	0.0	0.0	0	0	0	0	0	0	0	0	0	0	0	0	0	0	0	0	0	0	W	43-34
2020 TOTALS		**1-1**	**2**	**1**	**1**	**0.0**	**0.0**	**0**	**0**	**0**	**0**	**0**	**0**	**0**	**0**	**0**	**0**	**0**	**0**	**0**	**0**	**0**	**0**	**0**	**0**	**1-0**	

2019 GAME-BY-GAME REGULAR SEASON STATISTICS (PACKERS)

			TACKLES									INTERCEPTIONS					O. FUMB			ST					MISC			
DATE	**OPPONENT**	**P/S**	**TK**	**S**	**A**	**SK**	**YDS**	**TFL**	**YDS**	**QBH**	**NO**	**YDS**	**LG**	**TD**	**PD**	**FF**	**FR**	**YDS**	**TK**	**S**	**A**	**FF**	**FR**	**S**	**A**	**W/L**	**SCORE**
09/05	at Bears	S	8	3	5	0.5	0.0	1	0	0	0	0	0	0	0	0	0	0	0	0	0	0	0	0	0	W	10-3
09/15	Vikings	S	7	4	3	1.0	7.0	1	0	5	0	0	0	0	0	1	0	0	0	0	0	0	0	0	0	W	21-16
09/22	Broncos	S	6	3	3	0.0	0.0	0	0	1	0	0	0	0	0	0	0	0	0	0	0	0	0	0	0	W	27-16
09/26	Eagles	S	7	3	4	0.0	0.0	1	0	0	0	0	0	0	0	0	0	0	0	0	0	0	0	0	0	L	27-34
10/06	at Cowboys	S	3	0	3	0.0	0.0	0	0	5	0	0	0	0	0	0	0	0	0	0	0	0	0	0	0	W	34-24
10/14	Lions	S	2	2	0	0.0	0.0	0	0	0	0	0	0	0	0	0	0	0	0	0	0	0	0	0	0	W	23-22
10/20	Raiders	S	9	5	4	0.0	0.0	0	0	0	0	0	0	0	0	0	0	0	0	0	0	0	0	0	0	W	42-24
10/27	at Chiefs	S	4	3	1	0.0	0.0	0	0	1	0	0	0	0	0	0	0	0	0	0	0	0	0	0	0	W	31-24
11/03	at Chargers	S	4	3	1	0.0	0.0	0	0	2	0	0	0	0	0	0	0	0	0	0	0	0	0	0	0	L	11-26
11/10	Panthers	S	5	3	2	0.0	0.0	0	0	4	0	0	0	0	0	0	0	0	0	0	0	0	0	0	0	W	24-16
11/24	at 49ers	S	3	3	0	0.0	0.0	1	2	1	0	0	0	0	0	0	0	0	0	0	0	0	0	0	0	L	8-37
12/01	at Giants	S	6	4	2	0.0	0.0	1	3	2	0	0	0	0	0	0	0	0	0	0	0	0	0	0	0	W	31-13
12/08	Washington	S	6	2	4	1.5	14.5	1	9	1	0	0	0	0	0	0	0	0	0	0	0	0	0	0	0	W	20-15
12/15	Bears	S	6	6	0	2.0	9.0	3	12	2	0	0	0	0	0	0	0	0	0	0	0	0	0	0	0	W	21-13
12/23	at Vikings	S	7	3	4	1.0	6.0	1	6	4	0	0	0	0	0	0	0	0	0	0	0	0	0	0	0	W	23-10
12/29	at Lions	S	6	5	1	0.0	0.0	1	2	0	0	0	0	0	0	0	0	0	0	0	0	0	0	0	0	W	23-20
2019 TOTALS		**16-16**	**89**	**52**	**37**	**6.0**	**36.5**	**11**	**34**	**28**	**0**	**0**	**0**	**0**	**0**	**1**	**0**	**0**	**0**	**0**	**0**	**0**	**0**	**0**	**0**	**13-3**	

2019 GAME-BY-GAME POSTSEASON STATISTICS (PACKERS)

			TACKLES									INTERCEPTIONS					O. FUMB			ST					MISC			
DATE	**OPPONENT**	**P/S**	**TK**	**S**	**A**	**SK**	**YDS**	**TFL**	**YDS**	**QBH**	**NO**	**YDS**	**LG**	**TD**	**PD**	**FF**	**FR**	**YDS**	**TK**	**S**	**A**	**FF**	**FR**	**S**	**A**	**W/L**	**SCORE**
01/12	Seahawks	S	3	2	1	1.0	2.0	1	2	2	0	0	0	0	0	0	0	0	0	0	0	0	0	0	0	W	28-23
01/19	at 49ers	S	4	3	1	0.0	0.0	0	0	1	0	0	0	0	0	0	0	0	0	0	0	0	0	0	0	L	20-37
2019 TOTALS		**2-2**	**7**	**5**	**2**	**1.0**	**2.0**	**1**	**2**	**3**	**0**	**0**	**0**	**0**	**0**	**0**	**0**	**0**	**0**	**0**	**0**	**0**	**0**	**0**	**0**	**1-1**	



Ht: 6-1 | Wt: 207 | Born: September 3, 1984 | NFL Games Played/Started: 209/0 | Acquired: D6c-07

AT A GLANCE ...

- With 1,586 career points, ranks No. 1 on the all-time franchise scoring list, having surpassed K Ryan Longwell (1,054) in 2015. With 11 points in Week 1 at Minnesota, moved past Al Del Greco (1,584 career points) into No. 22 in NFL history in scoring.
- Is the all-time franchise leader in field goals (331), 50-yard field goals (35) and extra points (593).
- Has not missed a game in his career, playing in 209 straight contests in the regular season, the second-longest streak in franchise history (QB Brett Favre, 255).
- Has kicked the seven longest field goals in franchise history (58-yarder in 2011, two 57-yarders in 2013, 56-yarders in 2010, 2011 and 2015, 55-yarder in 2014).
- Tied a single-season franchise record for FG percentage when he connected on 22 of 24 field goals in 2019 (91.67 percent), matching K Jan Stenerud's mark set in 1981 (22 of 24).
- Registered a franchise-record 10 straight 100-point seasons (2007-16), one of only three players in NFL history to register 100-plus points in 10-plus consecutive seasons (Jason Elam, 16, 1993-2008; Adam Vinatieri, 13, 1996-2008).
- Set a club record with 23 consecutive field goals made (2010-11), topping K Chris Jacke's mark of 17 straight in 1993.
- Is the only player in franchise history to record five FGs in a game three times in his career (Week 5 vs. Detroit in 2013, Week 11 at Minnesota in 2015, Week 2 vs. Minnesota in 2018).
- Holds the NFL postseason record for most consecutive FGs made with 23 straight from 2010-16.
- Has scored 143 points during his career in the postseason, No. 1 in team history and No. 5 in NFL playoff annals.

2020 SEASON: At Minnesota (Sept. 13): Connected on both of his field-goal attempts (31, 43) and all five of his extra-point tries. His 11 points tied Detroit K Matt Prater for first among all NFL kickers in Week 1. Posted touchbacks on six of his eight kickoffs.

REGULAR SEASON COMPARISON: KICKING - DETROIT LIONS

DATE	OPP	W/L	GP/GS	FGA	FGM	PCT	LONG	XPA	XPM	PTS	1-19	20-29	30-39	40-49	50+	KO	TB
11/22/07	GB @ DET	W	P	3	3	100%	26	4	4	13	0-0	1-1	0-0	0-0	0-0	7	0
12/30/07	GB vs. DET	W	P	2	2	100%	35	4	4	10	0-0	0-0	1-1	0-0	0-0	7	0
9/14/08	GB @ DET	W	P	2	2	100%	39	6	6	12	0-0	0-0	1-1	0-0	0-0	9	3
12/28/08	GB vs. DET	W	P	2	1	50%	36	4	4	7	0-0	0-0	1-1	0-0	0-0	6	1
10/18/09	GB vs. DET	W	P	4	4	100%	46	2	2	14	0-0	0-0	1-1	0-0	0-0	7	0
11/26/09	GB @ DET	W	P	3	2	66.7%	25	4	4	10	0-0	1-1	0-0	0-0	0-0	7	0
12/12/10	GB @ DET	L	P	1	1	100%	42	0	0	0	0-0	0-0	0-0	1-1	0-0	2	0
11/24/11	GB @ DET	W	P	2	2	100%	35	3	3	9	0-0	0-0	1-1	0-0	0-0	6	1
1/1/12	GB vs. DET	W	P	2	1	50%	22	6	6	9	0-0	0-0	0-0	0-1	0-0	8	5
11/18/12	GB @ DET	W	P	3	1	33.3%	39	3	3	6	0-0	0-0	0-1	0-0	0-0	5	1
12/9/12	GB vs. DET	W	P	3	2	66.7%	49	3	3	9	0-0	0-0	0-0	1-1	0-0	6	2
10/6/13	GB vs. DET	W	P	5	5	100%	52	1	1	16	0-0	0-0	1-1	0-0	0-0	0	0
11/28/13	GB @ DET	L	P	1	1	100%	54	1	1	4	0-0	0-0	0-0	0-0	1-1	3	1
12/28/14	GB vs. DET	W	P	1	0	0%	0	4	4	4	0-0	0-0	0-0	0-0	0-1	5	0
11/15/15	GB vs. DET	L	P	2	1	50%	44	1	1	4	0-0	0-0	0-0	1-1	0-0	4	1
12/3/15	GB @ DET	W	P	1	0	0%	0	3	3	3	0-0	0-0	0-0	0-1	0-0	4	2
9/25/16	GB vs. DET	W	P	2	2	100%	46	4	4	10	0-0	0-0	1-1	0-0	0-0	7	3
1/1/17	GB @ DET	W	P	1	1	100%	53	3	2	5	0-0	0-0	0-0	0-0	1-1	5	2
11/6/17	GB vs. DET	L	P	2	1	50%	35	2	2	5	0-0	0-0	1-1	0-0	0-0	2	1
12/31/17	GB @ DET	L	P	1	1	100%	41	0	0	0	0-0	0-0	0-0	1-1	0-0	3	0
10/7/18	GB @ DET	L	P	5	1	20%	41	1	0	3	0-0	0-0	0-0	0-0	0-1	5	3
10/14/19	GB vs. DET	W	P	3	3	100%	48	2	2	11	0-0	0-0	1-1	0-0	0-0	5	3
12/29/19	GB @ DET	W	P	4	3	75%	40	2	2	11	0-0	0-0	1-1	0-0	0-0	5	5
10/3/10	GB vs. DET	W	P	0	0	0%	0	4	4	4	0-0	0-0	0-0	0-0	0-0	5	1
9/21/14	GB @ DET	L	P	0	0	0%	0	1	1	1	0-0	0-0	0-0	0-0	0-0	2	1
12/30/18	GB vs. DET	L	P	0	0	0%	0	0	0	0	0-0	0-0	0-0	0-0	0-0	1	1
TOTALS		**18/8**	**26/0**	**55**	**40**	**72.7%**	**54**	**68**	**66**	**180**	**0-0**	**2-2**	**10-11**	**4-6**	**2-4**	**126**	**37**

MASON CROSBY'S NFL REGULAR SEASON KICKING STATISTICS

DATE	TEAM	GP	FGM	FGA	PCT.	LG	XP	XPA	PCT.	BLK	PTS
2007	Packers	16	31	39	79.5	53	48	48	100.0	1	141
2008	Packers	16	27	34	79.4	53	46	46	100.0	2	127
2009	Packers	16	27	36	75.0	52	48	49	98.0	0	129
2010	Packers	16	22	28	78.6	56	46	46	100.0	2	112
2011	Packers	16	24	28	85.7	58	68	69	98.6	0	140
2012	Packers	16	21	33	63.6	54	50	50	100.0	0	113
2013	Packers	16	33	37	89.2	57	42	42	100.0	0	141
2014	Packers	16	27	33	81.8	55	53	55	96.4	3	134
2015	Packers	16	24	28	85.7	56	36	36	100.0	1	108
2016	Packers	16	26	30	86.7	53	44	47	93.6	1	122
2017	Packers	16	15	19	78.9	50	33	35	94.3	1	78
2018	Packers	16	30	37	81.1	53	34	36	94.4	0	124
2019	Packers	16	22	24	91.7	54	40	41	97.6	0	106
2020	Packers	1	2	2	100.0	43	5	5	100.0	0	11
NFL TOTALS		**209**	**331**	**408**	**81.1**	**58**	**593**	**605**	**98.0**	**11**	**1,586**

MASON CROSBY'S NFL POSTSEASON KICKING STATISTICS

DATE	TEAM	GP	FGM	FGA	PCT.	LG	XP	XPA	PCT.	BLK	PTS
2007	Packers	2	2	2	100.0	37	8	8	100.0	0	14
2009	Packers	1	1	2	50.0	20	6	6	100.0	0	9
2010	Packers	4	3	4	75.0	43	16	16	100.0	0	25
2011	Packers	1	2	2	100.0	47	2	2	100.0	0	8
2012	Packers	2	2	2	100.0	31	7	7	100.0	0	13
2013	Packers	1	2	2	100.0	34	2	2	100.0	0	8
2014	Packers	2	7	7	100.0	48	3	3	100.0	0	24
2015	Packers	2	4	4	100.0	43	5	5	100.0	0	17
2016	Packers	3	3	4	75.0	56	10	10	100.0	0	19
2019	Packers	2	0	0	0.0	0	6	6	100.0	0	6
NFL TOTALS		**20**	**26**	**29**	**89.7**	**56**	**65**	**65**	**100.0**	**0**	**143**

MASON CROSBY'S NFL REGULAR SEASON FIELD-GOAL ACCURACY STATISTICS

DATE	TEAM	1-19	PCT.	20-29	PCT.	30-39	PCT.	40-49	PCT.	50+	PCT.
2007	Packers	1-1	100.0	8-8	100.0	10-11	90.9	9-14	64.3	3-5	60.0
2008	Packers	1-1	100.0	8-8	100.0	10-13	76.9	5-6	83.3	3-6	50.0
2009	Packers	1-1	100.0	13-13	100.0	7-9	77.8	4-7	57.1	2-6	33.3
2010	Packers	1-1	100.0	7-8	87.5	4-5	80.0	8-10	80.0	2-4	50.0
2011	Packers	1-1	100.0	4-5	80.0	14-14	100.0	3-5	60.0	2-3	66.7
2012	Packers	0-0	0.0	5-5	100.0	5-7	71.4	9-12	75.0	2-9	22.2
2013	Packers	1-1	100.0	13-13	100.0	8-8	100.0	6-8	75.0	5-7	71.4
2014	Packers	0-0	0.0	7-7	100.0	11-12	91.7	5-7	71.4	4-7	57.1
2015	Packers	1-1	100.0	7-7	100.0	4-4	100.0	8-11	72.7	4-5	80.0
2016	Packers	1-1	100.0	6-6	100.0	13-15	86.7	5-6	83.3	1-2	50.0
2017	Packers	0-0	0.0	8-8	100.0	2-4	50.0	4-4	100.0	1-3	33.3
2018	Packers	0-0	0.0	4-4	100.0	10-11	90.9	11-15	73.3	5-7	71.4
2019	Packers	1-1	100.0	2-2	100.0	11-11	100.0	7-8	87.5	1-2	50.0
2020	Packers	0-0	0.0	0-0	0.0	1-1	100.0	1-1	100.0	0-0	0.0
NFL TOTALS		**9-9**	**100.0**	**92-94**	**97.9**	**110-125**	**88.0**	**85-114**	**74.6**	**35-66**	**53.0**

MASON CROSBY'S NFL POSTSEASON FIELD-GOAL ACCURACY STATISTICS

DATE	TEAM	1-19	PCT.	20-29	PCT.	30-39	PCT.	40-49	PCT.	50+	PCT.
2007	Packers	0-0	0.0	0-0	0.0	2-2	100.0	0-0	0.0	0-0	0.0
2009	Packers	0-0	0.0	1-1	100.0	0-0	0.0	0-0	0.0	0-1	0.0
2010	Packers	0-0	0.0	1-1	100.0	1-1	100.0	1-1	100.0	0-1	0.0
2011	Packers	0-0	0.0	0-0	0.0	1-1	100.0	1-1	100.0	0-0	0.0
2012	Packers	0-0	0.0	1-1	100.0	1-1	100.0	0-0	0.0	0-0	0.0
2013	Packers	0-0	0.0	1-1	100.0	1-1	100.0	0-0	0.0	0-0	0.0
2014	Packers	2-2	100.0	0-0	0.0	1-1	100.0	4-4	100.0	0-0	0.0
2015	Packers	0-0	0.0	2-2	100.0	1-1	100.0	1-1	100.0	0-0	0.0
2016	Packers	0-0	0.0	0-0	0.0	1-1	100.0	0-1	0.0	2-2	100.0
2019	Packers	0-0	0.0	0-0	0.0	0-0	0.0	0-0	0.0	0-0	0.0
NFL TOTALS		**2-2**	**100.0**	**6-6**	**100.0**	**9-9**	**100.0**	**7-8**	**87.5**	**2-4**	**50.0**

SINGLE-GAME HIGHS: KICKER

Field Goals Made
5 vs. Minnesota Vikings, Sep 16, 2018
5 at Minnesota Vikings, Nov 22, 2015
...1 more at 5.

Field Goal Attempts
6 vs. Minnesota Vikings, Sep 16, 2018
5 at Detroit Lions, Oct 07, 2018
...5 more at 5.

Longest Field Goals Made
58 at Minnesota Vikings, Oct 23, 2011
57 at Dallas Cowboys, Dec 15, 2013
...1 more at 57.

PATs Made
7 vs. Chicago Bears, Nov 09, 2014
7 vs. Tennessee Titans, Dec 23, 2012
...1 more at 7.

PAT Attempts
7 vs. Chicago Bears, Nov 09, 2014
7 vs. Tennessee Titans, Dec 23, 2012
...1 more at 7.

Points
17 vs. Minnesota Vikings, Sep 16, 2018
16 at Minnesota Vikings, Nov 22, 2015
...2 more at 16.

Special Teams Tackles
2 at Dallas Cowboys, Nov 29, 2007
1 at Dallas Cowboys, Oct 06, 2019
...23 more at 1.

SINGLE-GAME HIGHS - POSTSEASON: KICKER

Field Goals Made
5 at Seattle Seahawks, Jan 18, 2015
2 at Dallas Cowboys, Jan 15, 2017
...7 more at 2.

Field Goal Attempts
5 at Seattle Seahawks, Jan 18, 2015
3 at Atlanta Falcons, Jan 15, 2011

Longest Field Goals Made
56 at Dallas Cowboys, Jan 15, 2017
48 at Seattle Seahawks, Jan 18, 2015

PATs Made
6 at Atlanta Falcons, Jan 15, 2011
6 at Arizona Cardinals, Jan 10, 2010
...1 more at 6.

PAT Attempts
6 at Atlanta Falcons, Jan 15, 2011
6 at Arizona Cardinals, Jan 10, 2010
...1 more at 6.

Points
16 at Seattle Seahawks, Jan 18, 2015
12 at Atlanta Falcons, Jan 15, 2011

Special Teams Tackles
1 vs. San Francisco 49ers, Jan 05, 2014
1 vs. Pittsburgh Steelers, Feb 06, 2011
...1 more at 1.

2020 GAME-BY-GAME REGULAR SEASON STATISTICS (PACKERS)

			FIELD GOALS				EXTRA POINTS						
DATE	OPPONENT		FGM	FGA	PCT	LG	XP	XPA	PCT	BLK	PTS	W/L	SCORE
09/13	at Vikings	P	2	2	100.0	43	5	5	100.0	0	11	W	43-34
2020 TOTALS		**1**	**2**	**2**	**100.0**	**43**	**5**	**5**	**100.0**	**0**	**11**	**1-0**	

2019 GAME-BY-GAME REGULAR SEASON STATISTICS (PACKERS)

			FIELD GOALS				EXTRA POINTS						
DATE	OPPONENT		FGM	FGA	PCT	LG	XP	XPA	PCT	BLK	PTS	W/L	SCORE
09/05	at Bears	P	1	1	100.0	39	1	1	100.0	0	4	W	10-3
09/15	Vikings	P	0	0	0.0	0	3	3	100.0	0	3	W	21-16
09/22	Broncos	P	2	3	66.7	42	3	3	100.0	0	9	W	27-16
09/26	Eagles	P	2	2	100.0	31	3	3	100.0	0	9	L	27-34
10/06	at Cowboys	P	2	2	100.0	38	4	4	100.0	0	10	W	34-24
10/14	Lions	P	3	3	100.0	48	2	2	100.0	0	11	W	23-22
10/20	Raiders	P	0	0	0.0	0	6	6	100.0	0	6	W	42-24
10/27	at Chiefs	P	1	1	100.0	35	4	4	100.0	0	7	W	31-24
11/03	at Chargers	P	1	1	100.0	54	0	0	0.0	0	3	L	11-26
11/10	Panthers	P	1	1	100.0	47	3	3	100.0	0	6	W	24-16
11/24	at 49ers	P	0	0	0.0	0	0	0	0.0	0	0	L	8-37
12/01	at Giants	P	1	1	100.0	47	4	4	100.0	0	7	W	31-13
12/08	Washington	P	2	2	100.0	33	2	2	100.0	0	8	W	20-15
12/15	Bears	P	0	0	0.0	0	3	3	100.0	0	3	W	21-13
12/23	at Vikings	P	3	3	100.0	42	0	1	0.0	0	9	W	23-10
12/29	at Lions	P	3	4	75.0	40	2	2	100.0	0	11	W	23-20
2019 TOTALS		**16**	**22**	**24**	**91.7**	**54**	**40**	**41**	**97.6**	**0**	**106**	**13-3**	

2019 GAME-BY-GAME POSTSEASON STATISTICS (PACKERS)

			FIELD GOALS				EXTRA POINTS						
DATE	OPPONENT		FGM	FGA	PCT	LG	XP	XPA	PCT	BLK	PTS	W/L	SCORE
01/12	Seahawks	P	0	0	0.0	0	4	4	100.0	0	4	W	28-23
01/19	at 49ers	P	0	0	0.0	0	2	2	100.0	0	2	L	20-37
2019 TOTALS		**2**	**0**	**0**	**0.0**	**0**	**6**	**6**	**100.0**	**0**	**6**	**1-1**	

JOSIAH DEGUARA

81 TIGHT END
CINCINNATI

Rookie

Ht: 6-2 | Wt: 238 | Born: February 14, 1997 | NFL Games Played/Started: 1/1 | Acquired: D3-20

AT A GLANCE ...

- Last name is pronounced duh-gwa-rah.
- Posted 1,117 receiving yards at the University of Cincinnati, joining Brent Celek (1,135 yards) as the only tight ends in school history to post 1,000-plus receiving yards.
- Registered 92 career receptions, the most in school history by a tight end, with 77 of those catches coming in his final two seasons.
- Earned first-team All-American Athletic Conference honors as a senior in 2019 after leading the Bearcats with 39 receptions for 504 yards (12.9 avg.) and seven TDs.
- His 504 receiving yards in 2019 were the second most in a season by a TE in school annals, trailing only Travis Kelce's 722 yards in 2012.
- Selected by the Packers in the third round (No. 94 overall) of the 2020 NFL Draft, the highest-drafted player out of the University of Cincinnati since Kelce was picked No. 61 overall by Kansas City in 2013.
- Posted 240 catches for 3,274 yards (13.6 avg.) and 42 TDs at Folsom (Calif.) High School, including 114 receptions for 1,671 yards (14.7 avg.) and 24 TDs as a senior as he earned all-state honors from MaxPreps.

CAREER HIGHLIGHTS

- *Selected by the Packers in the third round (No. 94 overall) of the 2020 NFL Draft, becoming the highest-drafted player from the University of Cincinnati since Chiefs TE Travis Kelce in 2013 (No. 61 overall).*
- *Became just the fifth player from the University of Cincinnati to be drafted by Green Bay, joining Brandon Underwood (2009), Jay Bachman (1967), Ron Kostelnik (1961) and Fred Redeker (1947).*
- *Posted 1,117 receiving yards at the University of Cincinnati, joining Brent Celek (1,135 yards) as the only tight ends in school history to post 1,000-plus receiving yards.*
- *Registered 92 career receptions, the most in school history by a tight end, with 77 of those catches coming in his final two seasons.*
- *Appeared in 46 games with 27 starts during his four seasons with the Bearcats and posted 12 TD receptions.*
- *Earned first-team All-American Athletic Conference honors as a senior in 2019 after leading the Bearcats with 39 receptions for 504 yards (12.9 avg.) and seven TDs.*
- *His 504 receiving yards in 2019 were the second most in a season by a TE in school annals, trailing only Kelce's 722 yards in 2012.*
- *As a junior in 2018, earned second-team All-AAC recognition after ranking No. 2 on the Bearcats with 38 catches for 468 yards (12.3 avg.) and five TDs.*
- *Posted 240 catches for 3,274 yards (13.6 avg.) and 42 TDs at Folsom (Calif.) High School, including 114 receptions for 1,671 yards (14.7 avg.) and 24 TDs as a senior as he earned all-state honors from MaxPreps.*
- *Helped his high school post a 30-1 record over his final two seasons, including a CIF Division I state title as a senior in 2014.*
- *Earned his bachelor's degree and master's degree in sports administration.*

2020 SEASON: At Minnesota (Sept. 13): Started and played 24 snaps in his NFL debut as the Packers opened the game with two tight ends. Became just the second rookie Green Bay TE since the 1970 AFL-NFL merger to start in the season opener (Richard Rodgers, 2014). Helped spring WR Allen Lazard for a 19-yard run late in the first quarter, taking out CB Mike Hughes and S Anthony Harris with a block. Posted his first career catch midway through the second quarter when he hauled in a 12-yarder from QB Aaron Rodgers.

JOSIAH DEGUARA'S NFL REGULAR SEASON RUSHING/RECEIVING STATISTICS

				RECEIVING					RUSHING				
DATE	TEAM	GP	GS	NO.	YDS	AVG	LG	TD	NO.	YDS.	AVG.	LG	TD
2020	Packers	1	1	1	12	12.0	12	0	0	0	0.0	0	0
NFL TOTALS		**1**	**1**	**1**	**12**	**12.0**	**12**	**0**	**0**	**0**	**0.0**	**0**	**0**

JOSIAH DEGUARA'S NFL REGULAR SEASON RETURN STATISTICS

		KICKOFF RETURNS					PUNT RETURNS					
DATE	TEAM	RET.	YDS.	AVG.	LG	TD	NO.	FC	YDS	AVG	LG	TD
2020	Packers	0	0	0.0	0	0	0	0	0	0.0	0	0
NFL TOTALS		**0**	**0**	**0.0**	**0**	**0**	**0**	**0**	**0**	**0.0**	**0**	**0**

SINGLE-GAME HIGHS: RUSHING/RECEIVING

Receptions	1 at Minnesota Vikings, Sep 13, 2020	**Longest Receptions**	12 at Minnesota Vikings, Sep 13, 2020
Receiving Yards	12 at Minnesota Vikings, Sep 13, 2020	**All-purpose yards**	12 at Minnesota Vikings, Sep 13, 2020

2020 GAME-BY-GAME REGULAR SEASON STATISTICS (PACKERS)

			RECEIVING					RUSHING						
DATE	OPPONENT	P/S	NO	YDS	AVG	LG	TD	NO	YDS	AVG	LG	TD	W/L	SCORE
09/13	at Vikings	S	1	12	12.0	12	0	0	0	0.0	0	0	W	43-34
2020 TOTALS		**1-1**	**1**	**12**	**12.0**	**12**	**0**	**0**	**0**	**0.0**	**0**	**0**	**1-0**	

2020 GAME-BY-GAME REGULAR SEASON STATISTICS (PACKERS)

			KICKOFF RETURNS					PUNT RETURNS						
DATE	OPPONENT	P/S	RET	YDS	AVG	LG	TD	NO	FC	YDS	AVG	LG	TD	W/L	SCORE
09/13	at Vikings	S	0	0	0.0	0	0	0	0	0	0.0	0	0	W	43-34
2020 TOTALS		**1-1**	**0**	**0**	**0.0**	**0**	**0**	**0**	**0**	**0**	**0.0**	**0**	**0**	**1-0**	

AJ DILLON

28 RUNNING BACK
BOSTON COLLEGE

Rookie

Ht: 6-0 | Wt: 247 | Born: May 2, 1998 | NFL Games Played/Started: 1/0 | Acquired: D2-20

AT A GLANCE ...

- Was a three-time All-ACC first-team selection and finished his career as Boston College's all-time leader in rushing yards (4,238), rushing touchdowns (38) and all-purpose yards (4,618).
- Registered 14 career 150-yard rushing games, the most by any ACC player over the last 20 seasons (Lamar Jackson, 13; Dalvin Cook, 12).
- His four career 200-yard rushing games rank No. 4 in ACC history, while his 20 career 100-yard rushing games are tied for No. 7 in ACC annals and No. 2 in BC history.
- Was one of only two FBS players (Wisconsin RB Jonathan Taylor) to finish in the top 15 in the country in rushing yards per game each of the last three seasons (2017-19).
- Posted 1,000-plus yards rushing in each of his three seasons with the Eagles, becoming the first player in school history to register 1,000-plus yards in each of his first three seasons.
- Earned third-team All-America recognition from *The Associated Press* in 2019 after setting career highs in rushing attempts (318) and rushing yards (1,685), and tying his career best with 14 rushing TDs.
- Attended Lawrence Academy in Groton, Mass., where he was named the 2015 NEPSAC Class B co-Player of the Year after leading his team to the ISL and Wayne Sanborn titles.

CAREER HIGHLIGHTS

- *Selected by the Packers in the second round (No. 62 overall) of the 2020 NFL Draft, becoming the 16th Boston College player drafted by the Packers and the first since NT B.J. Raji was selected with the No. 9 overall pick in the 2009 NFL Draft.*
- *Became the first Boston College running back to be taken in the first two rounds of the draft since William Green was selected in the first round (No. 16 overall) in the 2002 NFL Draft by the Cleveland Browns.*
- *Was a three-time All-ACC first-team selection and finished his career as Boston College's all-time leader in rushing yards (4,238), rushing touchdowns (38) and all-purpose yards (4,618).*
- *Was one of only two FBS players (Wisconsin RB Jonathan Taylor) to finish in the top 15 in the country in rushing yards per game each of the last three seasons (2017-19).*
- *Posted 1,000-plus yards rushing in each of his three seasons with the Eagles, becoming the first player in school history to register 1,000-plus yards in each of his first three seasons.*
- *Registered 14 career 150-yard rushing games, the most by any ACC player over the last 20 seasons (Lamar Jackson, 13; Dalvin Cook, 12).*
- *Despite playing just three seasons, finished his career ranked No. 4 in ACC history in rushing yards.*
- *Posted the fourth-best (1,685 yards in 2019) and the fifth-best (1,589 in 2017) single-season rushing totals in school history.*
- *As a junior in 2019, set career highs in rushing attempts (318) and rushing yards (1,685), and tied his career best with 14 rushing TDs on his way to earning third-team All-America honors from The Associated Press and first-team All-ACC recognition.*
- *Rushed for 1,108 yards and 10 TDs on 227 carries (4.9 avg.) as a sophomore in 2018 as he earned first-team All-ACC honors.*
- *Posted 1,589 rushing yards as a true freshman in 2017, the most by a freshman in school history and the second most by a freshman in ACC annals, on his way to being named the ACC Rookie of the Year and the ACC Offensive Rookie of the Year.*
- *Was named an FWAA Freshman All-American, the first Eagle to be named to the FWAA team since LB Luke Kuechly in 2009. Also earned a spot on the ESPN.com Freshman All-American team.*
- *Majored in communications.*

2020 SEASON: At Minnesota (Sept. 13): Carried the ball two times for 14 yards (7.0 avg.) in his NFL debut, appearing on five plays. First NFL carry came in the second quarter as he picked up 6 yards.

AJ DILLON'S NFL REGULAR SEASON RUSHING/RECEIVING STATISTICS

				RUSHING					RECEIVING				
DATE	TEAM	GP	GS	NO.	YDS.	AVG.	LG	TD	NO.	YDS	AVG	LG	TD
2020	Packers	1	0	2	14	7.0	8	0	0	0	0.0	0	0
NFL TOTALS		**1**	**0**	**2**	**14**	**7.0**	**8**	**0**	**0**	**0**	**0.0**	**0**	**0**

AJ DILLON'S NFL REGULAR SEASON RETURN STATISTICS

		KICKOFF RETURNS					PUNT RETURNS					
DATE	TEAM	RET.	YDS.	AVG.	LG	TD	NO.	FC	YDS	AVG	LG	TD
2020	Packers	0	0	0.0	0	0	0	0	0	0.0	0	0
NFL TOTALS		**0**	**0**	**0.0**	**0**	**0**	**0**	**0**	**0**	**0.0**	**0**	**0**

SINGLE-GAME HIGHS: RUSHING/RECEIVING

Rush Attempts	2 at Minnesota Vikings, Sep 13, 2020	**Longest Runs**	8 at Minnesota Vikings, Sep 13, 2020
Rushing Yards	14 at Minnesota Vikings, Sep 13, 2020		6 at Minnesota Vikings, Sep 13, 2020
		All-purpose yards	14 at Minnesota Vikings, Sep 13, 2020

2020 GAME-BY-GAME REGULAR SEASON STATISTICS (PACKERS)

			RUSHING					RECEIVING						
DATE	OPPONENT	P/S	NO	YDS	AVG	LG	TD	NO	YDS	AVG	LG	TD	W/L	SCORE
09/13	at Vikings	P	2	14	7.0	8	0	0	0	0.0	0	0	W	43-34
2020 TOTALS		**1-0**	**2**	**14**	**7.0**	**8**	**0**	**0**	**0**	**0.0**	**0**	**0**	**1-0**	



Ht: 5-10 | Wt: 192 | Born: October 7, 1993 | NFL Games Played/Started: 36/0 | Acquired: W (JAX)-19

AT A GLANCE ...

- Appeared in the final four regular-season games and both postseason contests for the Packers last season after being claimed off waivers from Jacksonville on Dec. 3.
- Had four punt returns for 51 yards (12.8 avg.) vs. Washington (Dec. 8) in his Green Bay debut, the first time a Packer had four punt returns of 10-plus yards in a game since WR Derrick Mayes posted four at Minnesota on Dec. 1, 1997.
- Before joining the Packers, played in 31 regular-season games with the Houston Texans (2016-18) and the Jacksonville Jaguars (2019).
- Appeared in 12 games as a rookie for Houston in 2016, finishing No. 3 in the AFC and No. 8 in the NFL with an average of 9.7 yards on punt returns (27 returns for 261 yards).
- Finished his San Jose State career ranked No. 1 in school history in all-purpose yards (6,146), kickoff return yards (2,374) and kickoff return TDs (three) and No. 2 in rushing yards (2,803).
- As a senior in 2015, ranked No. 11 in the country with a school-record 1,601 rushing yards and No. 2 in the nation with a school-record 2,637 all-purpose yards.

2020 SEASON: At Minnesota (Sept. 13): Posted a career-high 38 rushing yards on just three carries (12.7 avg.), highlighted by a career-long 21-yard run early the fourth quarter to the Minnesota 46. Also had a kickoff return for 18 yards and a punt return for zero yards.

REGULAR SEASON COMPARISON: RECEIVING - DETROIT LIONS

DATE	OPP	W/L	GP/GS	REC	YDS	AVG	TD	LG	TGTS	YAC
12/29/19	GB @ DET	W	P	1	5	5.0	0	5	3	2
TOTALS		**1/0**	**1/0**	**1**	**5**	**5.0**	**0**	**5**	**3**	**2**

TYLER ERVIN'S NFL REGULAR SEASON RUSHING/RECEIVING STATISTICS

				RUSHING					RECEIVING				
DATE	TEAM	GP	GS	NO.	YDS.	AVG.	LG	TD	NO.	YDS	AVG	LG	TD
2016	Texans	12	0	1	3	3.0	3	0	3	18	6.0	9	0
2017	Texans	4	0	4	12	3.0	6	0	8	38	4.8	7	0
2018	Texans	9	0	0	0	0.0	0	0	3	35	11.7	19	0
2019	Jaguars	6	0	0	0	0.0	0	0	0	0	0.0	0	0
2019	Packers	4	0	1	10	10.0	10	0	2	11	5.5	6	0
2019	TOTAL	10	0	1	10	10.0	10	0	2	11	5.5	6	0
2020	Packers	1	0	3	38	12.7	21	0	1	6	6.0	6	0
NFL TOTALS		**36**	**0**	**9**	**63**	**7.0**	**21**	**0**	**17**	**108**	**6.4**	**19**	**0**

TYLER ERVIN'S NFL POSTSEASON RUSHING/RECEIVING STATISTICS

				RUSHING					RECEIVING				
DATE	TEAM	GP	GS	NO.	YDS.	AVG.	LG	TD	NO.	YDS	AVG	LG	TD
2016	Texans	2	0	0	0	0.0	0	0	0	0	0.0	0	0
2019	Packers	2	0	2	25	12.5	18	0	1	7	7.0	7	0
NFL TOTALS		**4**	**0**	**2**	**25**	**12.5**	**18**	**0**	**1**	**7**	**7.0**	**7**	**0**

TYLER ERVIN'S NFL REGULAR SEASON RETURN STATISTICS

		KICKOFF RETURNS					PUNT RETURNS					
DATE	TEAM	RET.	YDS.	AVG.	LG	TD	NO.	FC	YDS	AVG	LG	TD
2016	Texans	14	263	18.8	33	0	27	23	261	9.7	57	0
2017	Texans	5	93	18.6	24	0	8	4	60	7.5	21	0
2018	Texans	10	253	25.3	36	0	21	7	175	8.3	27	0
2019	Jaguars	5	107	21.4	25	0	5	0	9	1.8	6	0
2019	Packers	6	160	26.7	45	0	11	10	106	9.6	18	0
2019	TOTAL	11	267	24.3	45	0	16	10	115	7.2	18	0
2020	Packers	1	18	18.0	18	0	1	1	0	0.0	0	0
NFL TOTALS		**41**	**894**	**21.8**	**45**	**0**	**73**	**45**	**611**	**8.4**	**57**	**0**

TYLER ERVIN'S NFL POSTSEASON RETURN STATISTICS

		KICKOFF RETURNS					PUNT RETURNS					
DATE	TEAM	RET.	YDS.	AVG.	LG	TD	NO.	FC	YDS	AVG	LG	TD
2016	Texans	1	14	14.0	14	0	4	2	23	5.8	16	0
2019	Packers	3	41	13.7	23	0	1	3	6	6.0	6	0
NFL TOTALS		**4**	**55**	**13.8**	**23**	**0**	**5**	**5**	**29**	**5.8**	**16**	**0**

SINGLE-GAME HIGHS: RUSHING/RECEIVING

Rush Attempts	3 at Minnesota Vikings, Sep 13, 2020 3 vs. Jacksonville Jaguars, Sep 10, 2017
Rushing Yards	38 at Minnesota Vikings, Sep 13, 2020 10 at Detroit Lions, Dec 29, 2019
Longest Runs	21 at Minnesota Vikings, Sep 13, 2020 12 at Minnesota Vikings, Sep 13, 2020
Receptions	4 vs. Jacksonville Jaguars, Sep 10, 2017 3 at Cincinnati Bengals, Sep 14, 2017
Receiving Yards	19 at Jacksonville Jaguars, Oct 21, 2018 18 vs. Jacksonville Jaguars, Sep 10, 2017
Longest Receptions	19 at Jacksonville Jaguars, Oct 21, 2018 12 at New England Patriots, Sep 09, 2018
All-purpose yards	188 at New England Patriots, Sep 09, 2018 121 at Detroit Lions, Dec 29, 2019
Kickoff Returns	5 at New England Patriots, Sep 09, 2018 4 at Detroit Lions, Dec 29, 2019
Kickoff Return Yards	156 at New England Patriots, Sep 09, 2018 89 at Detroit Lions, Dec 29, 2019
Longest Kickoff Return	45 vs. Chicago Bears, Dec 15, 2019 36 at New England Patriots, Sep 09, 2018
Fair Catches	5 at New England Patriots, Sep 22, 2016 4 at Minnesota Vikings, Dec 23, 2019 ...2 more at 4.
Punt Return Yards	57 at Jacksonville Jaguars, Nov 13, 2016 51 vs. Washington, Dec 08, 2019
Longest Punt Return	57 at Jacksonville Jaguars, Nov 13, 2016 27 vs. New York Giants, Sep 23, 2018
Punt Returns	4 at Minnesota Vikings, Dec 23, 2019 4 vs. Washington, Dec 08, 2019 ...4 more at 4.
Special Teams Tackles	1 at New England Patriots, Sep 24, 2017 1 at Jacksonville Jaguars, Nov 13, 2016 ...3 more at 1.
Miscellaneous Tackles	1 at Minnesota Vikings, Dec 23, 2019

SINGLE-GAME HIGHS - POSTSEASON: RUSHING/RECEIVING

Rush Attempts	2 vs. Seattle Seahawks, Jan 12, 2020
Rushing Yards	25 vs. Seattle Seahawks, Jan 12, 2020
Longest Runs	18 vs. Seattle Seahawks, Jan 12, 2020 7 vs. Seattle Seahawks, Jan 12, 2020
Receptions	1 at San Francisco 49ers, Jan 19, 2020
Receiving Yards	7 at San Francisco 49ers, Jan 19, 2020
Longest Receptions	7 at San Francisco 49ers, Jan 19, 2020
All-purpose yards	43 vs. Seattle Seahawks, Jan 12, 2020 37 vs. Oakland Raiders, Jan 07, 2017
Kickoff Returns	2 at San Francisco 49ers, Jan 19, 2020 1 vs. Seattle Seahawks, Jan 12, 2020 ...1 more at 1.
Kickoff Return Yards	29 at San Francisco 49ers, Jan 19, 2020 14 vs. Oakland Raiders, Jan 07, 2017
Longest Kickoff Return	23 at San Francisco 49ers, Jan 19, 2020 14 vs. Oakland Raiders, Jan 07, 2017
Fair Catches	2 at San Francisco 49ers, Jan 19, 2020 1 vs. Seattle Seahawks, Jan 12, 2020 ...2 more at 1.
Punt Return Yards	23 vs. Oakland Raiders, Jan 07, 2017 6 vs. Seattle Seahawks, Jan 12, 2020
Longest Punt Return	16 vs. Oakland Raiders, Jan 07, 2017 7 vs. Oakland Raiders, Jan 07, 2017
Punt Returns	4 vs. Oakland Raiders, Jan 07, 2017 1 vs. Seattle Seahawks, Jan 12, 2020

2020 GAME-BY-GAME REGULAR SEASON STATISTICS (PACKERS)

			RUSHING					RECEIVING						
DATE	OPPONENT	P/S	NO	YDS	AVG	LG	TD	NO	YDS	AVG	LG	TD	W/L	SCORE
09/13	at Vikings	P	3	38	12.7	21	0	1	6	6.0	6	0	W	43-34
2020 TOTALS		**1-0**	**3**	**38**	**12.7**	**21**	**0**	**1**	**6**	**6.0**	**6**	**0**	**1-0**	

2019 GAME-BY-GAME REGULAR SEASON STATISTICS (JAGUARS/PACKERS)

			RUSHING					RECEIVING						
DATE	OPPONENT	P/S	NO	YDS	AVG	LG	TD	NO	YDS	AVG	LG	TD	W/L	SCORE
09/08	Chiefs	P	0	0	0.0	0	0	0	0	0.0	0	0	L	26-40
09/15	at Texans	P	0	0	0.0	0	0	0	0	0.0	0	0	L	12-13
09/19	Titans	P	0	0	0.0	0	0	0	0	0.0	0	0	W	20-7
09/29	at Broncos	P	0	0	0.0	0	0	0	0	0.0	0	0	W	26-24
10/06	at Panthers						INACTIVE						L	27-34
10/13	Saints						INACTIVE						L	6-13
10/20	at Bengals	P	0	0	0.0	0	0	0	0	0.0	0	0	W	27-17
10/27	Jets	P	0	0	0.0	0	0	0	0	0.0	0	0	W	29-15
11/03	Texans						INACTIVE						L	3-26
11/17	at Colts						INACTIVE						L	13-33
11/24	at Titans						INACTIVE						L	20-42
12/01	Buccaneers						NOT ON ROSTER						L	11-28
12/08	Washington	P	0	0	0.0	0	0	0	0	0.0	0	0	W	20-15
12/15	Bears	P	0	0	0.0	0	0	0	0	0.0	0	0	W	21-13
12/23	at Vikings	P	0	0	0.0	0	0	1	6	6.0	6	0	W	23-10
12/29	at Lions	P	1	10	10.0	10	0	1	5	5.0	5	0	W	23-20
2019 TOTALS		**10-0**	**1**	**10**	**10.0**	**10**	**0**	**2**	**11**	**5.5**	**6**	**0**	**8-8**	

2019 GAME-BY-GAME POSTSEASON STATISTICS (PACKERS)

			RUSHING					RECEIVING						
DATE	OPPONENT	P/S	NO	YDS	AVG	LG	TD	NO	YDS	AVG	LG	TD	W/L	SCORE
01/12	Seahawks	P	2	25	12.5	18	0	0	0	0.0	0	0	W	28-23
01/19	at 49ers	P	0	0	0.0	0	0	1	7	7.0	7	0	L	20-37
2019 TOTALS		**2-0**	**2**	**25**	**12.5**	**18**	**0**	**1**	**7**	**7.0**	**7**	**0**	**1-1**	

JONATHAN GARVIN

53 LINEBACKER
MIAMI

Rookie

Ht: 6-4 | Wt: 257 | Born: July 28, 1999 | NFL Games Played/Started: 1/0 | Acquired: D7b-20

AT A GLANCE ...

- Was drafted by the Packers with the second of two selections in the seventh round (No. 242 overall), a pick obtained from Baltimore in 2018 in exchange for RB Ty Montgomery.
- Appeared in 38 games with 24 starts at defensive end during his three seasons at Miami, recording 106 tackles (46 solo), 29 tackles for a loss, 12½ sacks, four fumble recoveries, four forced fumbles and five passes defensed.
- Played in 12 games with 11 starts as a junior in 2019 and posted 37 tackles (21 solo), nine tackles for a loss, five sacks and two forced fumbles.
- Started all 13 games as a sophomore in 2018 and registered a career-high 60 tackles (20 solo), a career-best 17 tackles for a loss and a career-high 5½ sacks.
- Ranked No. 4 in the Atlantic Coast Conference and No. 2 on the team with the 17 tackles for a loss in 2018.
- As a senior at Lake Worth (Fla.) Community High School, posted a school-record 18 sacks, 97 tackles and 59 tackles for a loss.
- Became just the second defensive player from the University of Miami (Fla.) to be drafted by the Packers, joining LB Bob McDougal (ninth round, 1947).

CAREER HIGHLIGHTS

- *Was drafted by the Packers with the second of two selections in the seventh round (No. 242 overall), a pick obtained from Baltimore in 2018 in exchange for RB Ty Montgomery.*
- *Became just the second defensive player from the University of Miami (Fla.) to be drafted by the Packers, joining LB Bob McDougal (ninth round, 1947).*
- *Appeared in 38 games with 24 starts at defensive end during his three seasons at Miami, recording 106 tackles (46 solo), 29 tackles for a loss, 12½ sacks, four fumble recoveries, four forced fumbles and five passes defensed.*
- *Played in 12 games with 11 starts as a junior in 2019 and posted 37 tackles (21 solo), nine tackles for a loss, five sacks and two forced fumbles.*
- *Started all 13 games as a sophomore in 2018 and registered a career-high 60 tackles (20 solo), a career-best 17 tackles for a loss and a career-high 5½ sacks.*
- *Ranked No. 4 in the Atlantic Coast Conference and No. 2 on the team with the 17 tackles for a loss in 2018.*
- *Saw action in all 13 games for the Hurricanes as a true freshman in 2017, posting nine tackles (five solo), three tackles for a loss and two sacks.*
- *As a senior at Lake Worth (Fla.) Community High School, posted a school-record 18 sacks, 97 tackles and 59 tackles for a loss.*
- *Majored in religious studies.*

2020 SEASON: At Minnesota (Sept. 13): Played in first NFL game, seeing action on defense (six snaps) and special teams (two snaps).

JONATHAN GARVIN'S NFL REGULAR SEASON DEFENSIVE STATISTICS

				TACKLES								INTERCEPTIONS					O. FUMB			ST					MISC	
DATE	TEAM	GP	GS	TK	S	A	TFL	YDS	SK	YDS	QBH	NO	YDS	LG	TD	PD	FF	FR	YDS	TK	S	A	FF	FR	S	A
2020	Packers	1	0	0	0	0	0	0	0.0	0.0	0	0	0	0	0	0	0	0	0	0	0	0	0	0	0	0
NFL TOTALS		**1**	**0**	**0**	**0**	**0**	**0**	**0**	**0.0**	**0.0**	**0**	**0**	**0**	**0**	**0**	**0**	**0**	**0**	**0**	**0**	**0**	**0**	**0**	**0**	**0**	**0**

2020 GAME-BY-GAME REGULAR SEASON STATISTICS (PACKERS)

			TACKLES								INTERCEPTIONS					O. FUMB			ST					MISC			
DATE	OPPONENT	P/S	TK	S	A	SK	YDS	TFL	YDS	QBH	NO	YDS	LG	TD	PD	FF	FR	YDS	TK	S	A	FF	FR	S	A	W/L	SCORE
09/13	at Vikings	P	0	0	0	0.0	0.0	0	0	0	0	0	0	0	0	0	0	0	0	0	0	0	0	0	0	W	43-34
2020 TOTALS		**1-0**	**0**	**0**	**0**	**0.0**	**0.0**	**0**	**0**	**0**	**0**	**0**	**0**	**0**	**0**	**0**	**0**	**0**	**0**	**0**	**0**	**0**	**0**	**0**	**0**	**1-0**	



Ht: 6-5 | Wt: 277 | Born: December 3, 1997 | NFL Games Played/Started: 17/0 | Acquired: D1a-19

AT A GLANCE ...

- Played in all 16 games as a rookie and finished No. 5 on the team with 19 QB pressures. Also registered 30 tackles (14 solo), two sacks, three tackles for a loss, a fumble recovery and seven QB hits.
- Appeared in both 2019 playoff contests and registered two tackles (both assisted) and a QB pressure.
- Earned first-team All-Big Ten recognition from the league's coaches as a sophomore and as a junior at the University of Michigan, also earning second-team honors from *The Associated Press* in both of those seasons.
- Was part of Michigan defenses that ranked in the top five in the country in total defense in all three of his seasons with the Wolverines (No. 2 in 2018, No. 3 in 2017, No. 1 in 2016).
- Was named the 2015 All-USA Defensive Player of the Year by *USA Today* following his senior season at Paramus Catholic (N.J.) High School and was rated as the top prospect in the nation by Rivals.com, Scout.com and ESPN.

2020 SEASON: At Minnesota (Sept. 13): Posted two tackles (one solo) and two QB hits while playing 32 snaps on defense and one on special teams. Hit QB Kirk Cousins late in the second quarter and with just under 10 minutes to go in the fourth quarter, with both plays resulting in incompletions.

RASHAN GARY'S NFL REGULAR SEASON DEFENSIVE STATISTICS

				TACKLES								INTERCEPTIONS					O. FUMB			ST					MISC	
DATE	TEAM	GP	GS	TK	S	A	TFL	YDS	SK	YDS	QBH	NO	YDS	LG	TD	PD	FF	FR	YDS	TK	S	A	FF	FR	S	A
2019	Packers	16	0	30	14	16	3	16	2.0	13.0	7	0	0	0	0	0	0	1	0	0	0	0	0	0	0	0
2020	Packers	1	0	2	1	1	0	0	0.0	0.0	2	0	0	0	0	0	0	0	0	0	0	0	0	0	0	0
NFL TOTALS		17	0	32	15	17	3	16	2.0	13.0	9	0	0	0	0	0	0	1	0	0	0	0	0	0	0	0

RASHAN GARY'S NFL POSTSEASON DEFENSIVE STATISTICS

				TACKLES								INTERCEPTIONS					O. FUMB			ST					MISC	
DATE	TEAM	GP	GS	TK	S	A	TFL	YDS	SK	YDS	QBH	NO	YDS	LG	TD	PD	FF	FR	YDS	TK	S	A	FF	FR	S	A
2019	Packers	2	0	2	0	2	0	0	0.0	0.0	0	0	0	0	0	0	0	0	0	0	0	0	0	0	0	0
NFL TOTALS		2	0	2	0	2	0	0	0.0	0.0	0	0	0	0	0	0	0	0	0	0	0	0	0	0	0	0

SINGLE-GAME HIGHS: DEFENSIVE

Total Tackles 6 vs. Denver Broncos, Sep 22, 2019
4 vs. Oakland Raiders, Oct 20, 2019
...1 more at 4.

Sacks 1.0 vs. Chicago Bears, Dec 15, 2019
1.0 vs. Denver Broncos, Sep 22, 2019

Fumble Recoveries 1 vs. Denver Broncos, Sep 22, 2019

Tackles For Loss 1 vs. Chicago Bears, Dec 15, 2019
1 vs. Washington, Dec 08, 2019
...1 more at 1.

SINGLE-GAME HIGHS - POSTSEASON: DEFENSIVE

Total Tackles 2 vs. Seattle Seahawks, Jan 12, 2020

2020 GAME-BY-GAME REGULAR SEASON STATISTICS (PACKERS)

			TACKLES							INTERCEPTIONS					O. FUMB			ST					MISC			
DATE	OPPONENT	P/S	TK	S	A	SK	YDS	TFL	YDS	QBH	NO	YDS	LG	TD	PD	FF	FR	YDS	TK	S	A	FF	FR	S	A	W/L	SCORE
09/13	at Vikings	P	2	1	1	0.0	0.0	0	0	2	0	0	0	0	0	0	0	0	0	0	0	0	0	0	0	W	43-34
2020 TOTALS		1-0	2	1	1	0.0	0.0	0	0	2	0	0	0	0	0	0	0	0	0	0	0	0	0	0	0	1-0	

2019 GAME-BY-GAME REGULAR SEASON STATISTICS (PACKERS)

			TACKLES									INTERCEPTIONS					O. FUMB			ST					MISC			
DATE	OPPONENT	P/S	TK	S	A	SK	YDS	TFL	YDS	QBH		NO	YDS	LG	TD	PD	FF	FR	YDS	TK	S	A	FF	FR	S	A	W/L	SCORE
09/05	at Bears	P	0	0	0	0.0	0.0	0	0	1		0	0	0	0	0	0	0	0	0	0	0	0	0	0	0	W	10-3
09/15	Vikings	P	1	0	1	0.0	0.0	0	0	0		0	0	0	0	0	0	0	0	0	0	0	0	0	0	0	W	21-16
09/22	Broncos	P	6	1	5	1.0	7.0	1	7	1		0	0	0	0	0	0	1	0	0	0	0	0	0	0	0	W	27-16
09/26	Eagles	P	2	0	2	0.0	0.0	0	0	0		0	0	0	0	0	0	0	0	0	0	0	0	0	0	0	L	27-34
10/06	at Cowboys	P	4	2	2	0.0	0.0	0	0	0		0	0	0	0	0	0	0	0	0	0	0	0	0	0	0	W	34-24
10/14	Lions	P	0	0	0	0.0	0.0	0	0	0		0	0	0	0	0	0	0	0	0	0	0	0	0	0	0	W	23-22
10/20	Raiders	P	4	1	3	0.0	0.0	0	0	0		0	0	0	0	0	0	0	0	0	0	0	0	0	0	0	W	42-24
10/27	at Chiefs	P	1	1	0	0.0	0.0	0	0	1		0	0	0	0	0	0	0	0	0	0	0	0	0	0	0	W	31-24
11/03	at Chargers	P	3	2	1	0.0	0.0	0	0	0		0	0	0	0	0	0	0	0	0	0	0	0	0	0	0	L	11-26
11/10	Panthers	P	0	0	0	0.0	0.0	0	0	0		0	0	0	0	0	0	0	0	0	0	0	0	0	0	0	W	24-16
11/24	at 49ers	P	0	0	0	0.0	0.0	0	0	0		0	0	0	0	0	0	0	0	0	0	0	0	0	0	0	L	8-37
12/01	at Giants	P	1	1	0	0.0	0.0	0	0	1		0	0	0	0	0	0	0	0	0	0	0	0	0	0	0	W	31-13
12/08	Washington	P	3	3	0	0.0	0.0	1	3	1		0	0	0	0	0	0	0	0	0	0	0	0	0	0	0	W	20-15
12/15	Bears	P	3	3	0	1.0	6.0	1	6	1		0	0	0	0	0	0	0	0	0	0	0	0	0	0	0	W	21-13
12/23	at Vikings	P	2	0	2	0.0	0.0	0	0	1		0	0	0	0	0	0	0	0	0	0	0	0	0	0	0	W	23-10
12/29	at Lions	P	0	0	0	0.0	0.0	0	0	0		0	0	0	0	0	0	0	0	0	0	0	0	0	0	0	W	23-20
2019 TOTALS		**16-0**	**30**	**14**	**16**	**2.0**	**13.0**	**3**	**16**	**7**		**0**	**0**	**0**	**0**	**0**	**0**	**1**	**0**	**0**	**0**	**0**	**0**	**0**	**0**	**0**	**13-3**	

2019 GAME-BY-GAME POSTSEASON STATISTICS (PACKERS)

			TACKLES								INTERCEPTIONS					O. FUMB			ST					MISC			
DATE	OPPONENT	P/S	TK	S	A	SK	YDS	TFL	YDS	QBH	NO	YDS	LG	TD	PD	FF	FR	YDS	TK	S	A	FF	FR	S	A	W/L	SCORE
01/12	Seahawks	P	2	0	2	0.0	0.0	0	0	0	0	0	0	0	0	0	0	0	0	0	0	0	0	0	0	W	28-23
01/19	at 49ers	P	0	0	0	0.0	0.0	0	0	0	0	0	0	0	0	0	0	0	0	0	0	0	0	0	0	L	20-37
2019 TOTALS		**2-0**	**2**	**0**	**2**	**0.0**	**0.0**	**0**	**0**	**0**	**0**	**0**	**0**	**0**	**0**	**0**	**0**	**0**	**0**	**0**	**0**	**0**	**0**	**0**	**0**	**1-1**	

Ht: 5-11 | Wt: 197 | Born: February 2, 1995 | NFL Games Played/Started: 10/1 | Acquired: FA-18

AT A GLANCE ...

- Played in two games with one start last season and posted seven tackles (four solo) and a pass defensed before being placed on injured reserve (ankle) on Sept. 16, 2019. Was activated from injured reserve on Jan. 18, 2020, but was inactive for the NFC Championship Game.
- Played in eight games as a rookie before being placed on injured reserve (ankle) on Dec. 8, 2018. Registered three tackles (two solo), a sack and a pass defensed on defense as well as contributing on special teams with five tackles, a forced fumble and a 26-yard carry on a fake punt.
- Started 39 of 58 games played in five years for James Madison, amassing 292 tackles (161 solo) and five tackles for a loss. Posted 34 passes defensed as well as 14 interceptions for 258 return yards, both school records.
- Was a first-team All-Colonial Athletic Association honoree as a fifth-year senior in 2017 after posting 82 tackles (44 solo), five interceptions, 12 passes defensed, a forced fumble and a fumble recovery.
- Attended First Colonial (Virginia Beach, Va.) High School, where he lettered at RB, WR, CB and S for one season. Intercepted five passes on defense and had 900 yards of total offense and five TDs as a WR in his lone varsity season, earning first-team All-Beach District honors.

2020 SEASON: At Minnesota (Sept. 13): Inactive (quadricep).

RAVEN GREENE'S NFL REGULAR SEASON DEFENSIVE STATISTICS

				TACKLES							INTERCEPTIONS					O. FUMB			ST				MISC	
DATE	TEAM	GP	GS	TK	S	A	TFL	YDS	SK	YDS	QBH	NO	YDS	LG	TD	PD	FF	FR	YDS	TK	S	A	FF	FR	S	A
2018	Packers	8	0	3	2	1	1	12	1.0	12.0	1	0	0	0	0	1	0	0	0	2	2	0	1	0	0	0
2019	Packers	2	1	7	4	3	0	0	0.0	0.0	0	0	0	0	0	1	0	0	0	0	0	0	0	0	0	0
NFL TOTALS		**10**	**1**	**10**	**6**	**4**	**1**	**12**	**1.0**	**12.0**	**1**	**0**	**0**	**0**	**0**	**2**	**0**	**0**	**0**	**2**	**2**	**0**	**1**	**0**	**0**	**0**

SINGLE-GAME HIGHS: DEFENSIVE

Total Tackles	6 at Chicago Bears, Sep 05, 2019 2 vs. Miami Dolphins, Nov 11, 2018	**Tackles For Loss**	1 vs. Miami Dolphins, Nov 11, 2018
Sacks	1.0 vs. Miami Dolphins, Nov 11, 2018	**Special Teams Tackles**	1 at Seattle Seahawks, Nov 15, 2018 1 vs. San Francisco 49ers, Oct 15, 2018
Passes Defensed	1 at Chicago Bears, Sep 05, 2019 1 vs. Miami Dolphins, Nov 11, 2018	**Special Teams Forced Fumbles**	1 vs. San Francisco 49ers, Oct 15, 2018

2020 GAME-BY-GAME REGULAR SEASON STATISTICS (PACKERS)

			TACKLES								INTERCEPTIONS						O. FUMB			ST					MISC			
DATE	OPPONENT	P/S	TK	S	A	SK	YDS	TFL	YDS	QBH	NO	YDS	LG	TD	PD		FF	FR	YDS	TK	S	A	FF	FR	S	A	W/L	SCORE
09/13	at Vikings		ON INACTIVE LIST																								W	43-34
2020 TOTALS			**0**	**0**	**0**	**0.0**	**0.0**	**0**	**0**	**0**	**0**	**0**	**0**	**0**	**0**		**0**	**0**	**0**	**0**	**0**	**0**	**0**	**0**	**0**	**0**	**1-0**	

2019 GAME-BY-GAME REGULAR SEASON STATISTICS (PACKERS)

			TACKLES								INTERCEPTIONS					O. FUMB			ST					MISC			
DATE	OPPONENT	P/S	TK	S	A	SK	YDS	TFL	YDS	QBH	NO	YDS	LG	TD	PD	FF	FR	YDS	TK	S	A	FF	FR	S	A	W/L	SCORE
09/05	at Bears	S	6	4	2	0.0	0.0	0	0	0	0	0	0	0	1	0	0	0	0	0	0	0	0	0	0	W	10-3
09/15	Vikings	P	1	0	1	0.0	0.0	0	0	0	0	0	0	0	0	0	0	0	0	0	0	0	0	0	0	W	21-16
09/22	Broncos										INJURED RESERVE															W	27-16
09/26	Eagles										INJURED RESERVE															L	27-34
10/06	at Cowboys										INJURED RESERVE															W	34-24
10/14	Lions										INJURED RESERVE															W	23-22
10/20	Raiders										INJURED RESERVE															W	42-24
10/27	at Chiefs										INJURED RESERVE															W	31-24
11/03	at Chargers										INJURED RESERVE															L	11-26
11/10	Panthers										INJURED RESERVE															W	24-16
11/24	at 49ers										INJURED RESERVE															L	8-37
12/01	at Giants										INJURED RESERVE															W	31-13
12/08	Washington										INJURED RESERVE															W	20-15
12/15	Bears										INJURED RESERVE															W	21-13
12/23	at Vikings										INJURED RESERVE															W	23-10
12/29	at Lions										INJURED RESERVE															W	23-20
2019 TOTALS		**2-1**	**7**	**4**	**3**	**0.0**	**0.0**	**0**	**0**	**0**	**0**	**0**	**0**	**0**	**1**	**0**	**0**	**0**	**0**	**0**	**0**	**0**	**0**	**0**	**0**	**13-3**	

2019 GAME-BY-GAME POSTSEASON STATISTICS (PACKERS)

			TACKLES								INTERCEPTIONS					O. FUMB			ST					MISC			
DATE	OPPONENT	P/S	TK	S	A	SK	YDS	TFL	YDS	QBH	NO	YDS	LG	TD	PD	FF	FR	YDS	TK	S	A	FF	FR	S	A	W/L	SCORE
01/12	Seahawks										INJURED RESERVE															W	28-23
01/19	at 49ers										INACTIVE															L	20-37
2019 TOTALS			**0**	**0**	**0**	**0.0**	**0.0**	**0**	**0**	**0**	**0**	**0**	**0**	**0**	**0**	**0**	**0**	**0**	**0**	**0**	**0**	**0**	**0**	**0**	**0**	**1-1**	



KA'DAR HOLLMAN

29 CORNERBACK
TOLEDO

Second NFL Season | Second Packers Season

Ht: 6-0 | Wt: 196 | Born: September 18, 1994 | NFL Games Played/Started: 5/0 | Acquired: D6a-19

AT A GLANCE ...

- Appeared in four games as a rookie in 2019, seeing time on special teams and defense.
- Played in 42 games with 35 starts at the University of Toledo, totaling 114 tackles (85 solo), two interceptions, 29 passes defensed, a forced fumble and a fumble recovery.
- As a senior in 2018, started all 13 games and set career highs in tackles (43), solo tackles (33) and passes defensed (13, tied for No. 1 in the Mid-American Conference).
- Began his collegiate career as a walk-on, earning a scholarship after the 2016 season. Was awarded the team's Binder Memorial Award as the team's top walk-on in 2016, and was UT's 2018 nominee for the Burlsworth Trophy, awarded annually to the best player in the nation who began his career as a walk-on.
- Earned all-county and all-conference honors in his junior and senior seasons at Burlington Township (N.J.) High School.

2020 SEASON: At Minnesota (Sept. 13): Appeared on 10 plays on special teams, notching the first assisted special teams tackle of his NFL career on kickoff coverage at the end of the third quarter.

KA'DAR HOLLMAN'S NFL REGULAR SEASON DEFENSIVE STATISTICS

			TACKLES								INTERCEPTIONS					O. FUMB			ST					MISC	
DATE	TEAM	GP	GS	TK	S	A	TFL	YDS	SK	YDS	QBH	NO	YDS	LG	TD	PD	FF	FR	YDS	TK	S	A	FF	FR	S	A
2019	Packers	4	0	0	0	0	0	0	0.0	0.0	0	0	0	0	0	0	0	0	0	0	0	0	0	0	0	0
2020	Packers	1	0	0	0	0	0	0	0.0	0.0	0	0	0	0	0	0	0	0	0	1	0	1	0	0	0	0
NFL TOTALS		**5**	**0**	**0**	**0**	**0**	**0**	**0**	**0.0**	**0.0**	**0**	**0**	**0**	**0**	**0**	**0**	**0**	**0**	**0**	**1**	**0**	**1**	**0**	**0**	**0**	**0**

SINGLE-GAME HIGHS: DEFENSIVE

Special Teams Tackles 1 at Minnesota Vikings, Sep 13, 2020

2020 GAME-BY-GAME REGULAR SEASON STATISTICS (PACKERS)

			TACKLES							INTERCEPTIONS						O. FUMB			ST					MISC			
DATE	OPPONENT	P/S	TK	S	A	SK	YDS	TFL	YDS	QBH	NO	YDS	LG	TD	PD	FF	FR	YDS	TK	S	A	FF	FR	S	A	W/L	SCORE
09/13	at Vikings	P	0	0	0	0.0	0.0	0	0	0	0	0	0	0	0	0	0	0	1	0	1	0	0	0	0	W	43-34
2020 TOTALS		**1-0**	**0**	**0**	**0**	**0.0**	**0.0**	**0**	**0**	**0**	**0**	**0**	**0**	**0**	**0**	**0**	**0**	**0**	**1**	**0**	**1**	**0**	**0**	**0**	**0**	**1-0**	

2019 GAME-BY-GAME REGULAR SEASON STATISTICS (PACKERS)

			TACKLES								INTERCEPTIONS						O. FUMB			ST					MISC			
DATE	OPPONENT	P/S	TK	S	A	SK	YDS	TFL	YDS	QBH	NO	YDS	LG	TD	PD	FF	FR	YDS	TK	S	A	FF	FR	S	A	W/L	SCORE
09/05	at Bears										GAME INACTIVE/INJURY															W	10-3
09/15	Vikings										GAME INACTIVE/INJURY															W	21-16
09/22	Broncos										INACTIVE															W	27-16
09/26	Eagles										INACTIVE															L	27-34
10/06	at Cowboys	P	0	0	0	0.0	0.0	0	0	0	0	0	0	0	0	0	0	0	0	0	0	0	0	0	0	W	34-24
10/14	Lions	P	0	0	0	0.0	0.0	0	0	0	0	0	0	0	0	0	0	0	0	0	0	0	0	0	0	W	23-22
10/20	Raiders	P	0	0	0	0.0	0.0	0	0	0	0	0	0	0	0	0	0	0	0	0	0	0	0	0	0	W	42-24
10/27	at Chiefs										INACTIVE															W	31-24
11/03	at Chargers										INACTIVE															L	11-26
11/10	Panthers										INACTIVE															W	24-16
11/24	at 49ers										INACTIVE															L	8-37
12/01	at Giants										INACTIVE															W	31-13
12/08	Washington										INACTIVE															W	20-15
12/15	Bears										INACTIVE															W	21-13
12/23	at Vikings										INACTIVE															W	23-10
12/29	at Lions	P	0	0	0	0.0	0.0	0	0	0	0	0	0	0	0	0	0	0	0	0	0	0	0	0	0	W	23-20
2019 TOTALS		**4-0**	**0**	**0**	**0**	**0.0**	**0.0**	**0**	**0**	**0**	**0**	**0**	**0**	**0**	**0**	**0**	**0**	**0**	**0**	**0**	**0**	**0**	**0**	**0**	**0**	**13-3**	

2019 GAME-BY-GAME POSTSEASON STATISTICS (PACKERS)

			TACKLES								INTERCEPTIONS					O. FUMB			ST					MISC			
DATE	OPPONENT	P/S	TK	S	A	SK	YDS	TFL	YDS	QBH	NO	YDS	LG	TD	PD	FF	FR	YDS	TK	S	A	FF	FR	S	A	W/L	SCORE
01/12	Seahawks										INACTIVE															W	28-23
01/19	at 49ers										INACTIVE															L	20-37
2019 TOTALS			0	0	0	0.0	0.0	0	0	0	0	0	0	0	0	0	0	0	0	0	0	0	0	0	0	1-1	



JOSH JACKSON

37 CORNERBACK
IOWA

Third NFL Season | Third Packers Season

Ht: 6-0 | Wt: 196 | Born: April 3, 1996 | NFL Games Played/Started: 31/10 | Acquired: D2-18

AT A GLANCE ...

- Played in 14 regular-season games in 2019, posting four tackles (two solo) on defense and six tackles on special teams while also appearing in the NFC Championship Game and registering a tackle on special teams.
- Played in all 16 games with 10 starts as a rookie in 2018 and posted 59 tackles (37 solo), a tackle for a loss, a QB pressure and 13 passes defensed (No. 2 on the team). Added three tackles on special teams and a recovery of a blocked punt for a TD.
- Named a permanent team captain on defense for Iowa in 2017 and was a consensus first-team All-American as well as first-team All-Big Ten by the league's coaches and media.
- Set career highs as a junior in 2017 in games started (13), tackles (48), solo tackles (34), passes defensed (26, No. 1 in the nation), interception return yards (168, No. 2 in the nation) and forced fumbles (one), while his career-best eight interceptions led the nation and tied the single-season school record.
- Along with football, lettered four times in basketball and three times in track and field at Lake Dallas High School in Corinth, Texas.

2020 SEASON: At Minnesota (Sept. 13): Saw action on two plays on defense and 14 plays on special teams, but did not record a statistic.

REGULAR SEASON COMPARISON: DEFENSIVE - DETROIT LIONS

				TACKLES								MISC			
DATE	OPP	W/L	GP/GS	TOT	SOLO	ASST	SACK	YDS	INT	TFL	PD	QBH	TD	FF	FR
10/7/18	GB @ DET	L	S	5	2	3	0.0	0	0	0	2	0	0	0	0
12/30/18	GB vs. DET	L	S	1	1	0	0.0	0	0	0	1	0	0	0	0
TOTALS		**0/2**	**2/2**	**6**	**3**	**3**	**0.0**	**0**	**0**	**0**	**3**	**0**	**0**	**0**	**0**

JOSH JACKSON'S NFL REGULAR SEASON DEFENSIVE STATISTICS

				TACKLES								INTERCEPTIONS					O. FUMB			ST					MISC	
DATE	TEAM	GP	GS	TK	S	A	TFL	YDS	SK	YDS	QBH	NO	YDS	LG	TD	PD	FF	FR	YDS	TK	S	A	FF	FR	S	A
2018	Packers	16	10	59	37	22	1	1	0.0	0.0	0	0	0	0	0	13	0	0	0	4	4	0	0	1	0	0
2019	Packers	14	0	4	2	2	0	0	0.0	0.0	0	0	0	0	0	0	0	0	0	5	5	0	0	0	0	0
2020	Packers	1	0	0	0	0	0	0	0.0	0.0	0	0	0	0	0	0	0	0	0	0	0	0	0	0	0	0
NFL TOTALS		**31**	**10**	**63**	**39**	**24**	**1**	**1**	**0.0**	**0.0**	**0**	**0**	**0**	**0**	**0**	**13**	**0**	**0**	**0**	**9**	**9**	**0**	**0**	**1**	**0**	**0**

JOSH JACKSON'S NFL POSTSEASON DEFENSIVE STATISTICS

				TACKLES								INTERCEPTIONS					O. FUMB			ST					MISC	
DATE	TEAM	GP	GS	TK	S	A	TFL	YDS	SK	YDS	QBH	NO	YDS	LG	TD	PD	FF	FR	YDS	TK	S	A	FF	FR	S	A
2019	Packers	1	0	0	0	0	0	0	0.0	0.0	0	0	0	0	0	0	0	0	0	1	1	0	0	0	0	0
NFL TOTALS		**1**	**0**	**0**	**0**	**0**	**0**	**0**	**0.0**	**0.0**	**0**	**0**	**0**	**0**	**0**	**0**	**0**	**0**	**0**	**1**	**1**	**0**	**0**	**0**	**0**	**0**

SINGLE-GAME HIGHS: DEFENSIVE

Total Tackles 9 at Minnesota Vikings, Nov 25, 2018
7 vs. Buffalo Bills, Sep 30, 2018

Passes Defensed 2 vs. Atlanta Falcons, Dec 09, 2018
2 at New England Patriots, Nov 04, 2018
...2 more at 2.

Tackles For Loss 1 vs. Chicago Bears, Sep 09, 2018

Special Teams Tackles 2 at San Francisco 49ers, Nov 24, 2019
1 at Minnesota Vikings, Dec 23, 2019
...6 more at 1.

Special Teams Fumble Recoveries 1 at Chicago Bears, Dec 16, 2018

SINGLE-GAME HIGHS - POSTSEASON: DEFENSIVE

Special Teams Tackles 1 at San Francisco 49ers, Jan 19, 2020

2020 GAME-BY-GAME REGULAR SEASON STATISTICS (PACKERS)

			TACKLES								INTERCEPTIONS					O. FUMB			ST					MISC			
DATE	OPPONENT	P/S	TK	S	A	SK	YDS	TFL	YDS	QBH	NO	YDS	LG	TD	PD	FF	FR	YDS	TK	S	A	FF	FR	S	A	W/L	SCORE
09/13	at Vikings	P	0	0	0	0.0	0.0	0	0	0	0	0	0	0	0	0	0	0	0	0	0	0	0	0	0	W	43-34
2020 TOTALS		**1-0**	**0**	**0**	**0**	**0.0**	**0.0**	**0**	**0**	**0**	**0**	**0**	**0**	**0**	**0**	**0**	**0**	**0**	**0**	**0**	**0**	**0**	**0**	**0**	**0**	**1-0**	

2019 GAME-BY-GAME REGULAR SEASON STATISTICS (PACKERS)

			TACKLES								INTERCEPTIONS					O. FUMB			ST					MISC			
DATE	OPPONENT	P/S	TK	S	A	SK	YDS	TFL	YDS	QBH	NO	YDS	LG	TD	PD	FF	FR	YDS	TK	S	A	FF	FR	S	A	W/L	SCORE
09/05	at Bears	P	0	0	0	0.0	0.0	0	0	0	0	0	0	0	0	0	0	0	0	0	0	0	0	0	0	W	10-3
09/15	Vikings	P	0	0	0	0.0	0.0	0	0	0	0	0	0	0	0	0	0	0	0	0	0	0	0	0	0	W	21-16
09/22	Broncos	P	2	0	2	0.0	0.0	0	0	0	0	0	0	0	0	0	0	0	0	0	0	0	0	0	0	W	27-16
09/26	Eagles	P	0	0	0	0.0	0.0	0	0	0	0	0	0	0	0	0	0	0	0	0	0	0	0	0	0	L	27-34
10/06	at Cowboys	P	0	0	0	0.0	0.0	0	0	0	0	0	0	0	0	0	0	0	0	0	0	0	0	0	0	W	34-24
10/14	Lions	P	0	0	0	0.0	0.0	0	0	0	0	0	0	0	0	0	0	0	0	0	0	0	0	0	0	W	23-22
10/20	Raiders	P	0	0	0	0.0	0.0	0	0	0	0	0	0	0	0	0	0	0	0	0	0	0	0	0	0	W	42-24
10/27	at Chiefs	P	0	0	0	0.0	0.0	0	0	0	0	0	0	0	0	0	0	0	0	0	0	0	0	0	0	W	31-24
11/03	at Chargers										INACTIVE															L	11-26
11/10	Panthers										INACTIVE															W	24-16
11/24	at 49ers	P	0	0	0	0.0	0.0	0	0	0	0	0	0	0	0	0	0	0	2	2	0	0	0	0	0	L	8-37
12/01	at Giants	P	1	1	0	0.0	0.0	0	0	0	0	0	0	0	0	0	0	0	1	1	0	0	0	0	0	W	31-13
12/08	Washington	P	1	1	0	0.0	0.0	0	0	0	0	0	0	0	0	0	0	0	0	0	0	0	0	0	0	W	20-15
12/15	Bears	P	0	0	0	0.0	0.0	0	0	0	0	0	0	0	0	0	0	0	1	1	0	0	0	0	0	W	21-13
12/23	at Vikings	P	0	0	0	0.0	0.0	0	0	0	0	0	0	0	0	0	0	0	1	1	0	0	0	0	0	W	23-10
12/29	at Lions	P	0	0	0	0.0	0.0	0	0	0	0	0	0	0	0	0	0	0	0	0	0	0	0	0	0	W	23-20
2019 TOTALS		**14-0**	**4**	**2**	**2**	**0.0**	**0.0**	**0**	**0**	**0**	**0**	**0**	**0**	**0**	**0**	**0**	**0**	**0**	**5**	**5**	**0**	**0**	**0**	**0**	**0**	**13-3**	

2019 GAME-BY-GAME POSTSEASON STATISTICS (PACKERS)

			TACKLES								INTERCEPTIONS					O. FUMB			ST					MISC			
DATE	OPPONENT	P/S	TK	S	A	SK	YDS	TFL	YDS	QBH	NO	YDS	LG	TD	PD	FF	FR	YDS	TK	S	A	FF	FR	S	A	W/L	SCORE
01/12	Seahawks										GAME INACTIVE/INJURY															W	28-23
01/19	at 49ers	P	0	0	0	0.0	0.0	0	0	0	0	0	0	0	0	0	0	0	1	1	0	0	0	0	0	L	20-37
2019 TOTALS		**1-0**	**0**	**0**	**0**	**0.0**	**0.0**	**0**	**0**	**0**	**0**	**0**	**0**	**0**	**0**	**0**	**0**	**0**	**1**	**1**	**0**	**0**	**0**	**0**	**0**	**1-1**	



Ht: 6-5 | Wt: 311 | Born: December 26, 1995 | NFL Games Played/Started: 17/15 | Acquired: D2-19

AT A GLANCE ...

- Played in all 16 games and started the final 14 contests of the season at left guard as a rookie in 2019, taking over for injured G Lane Taylor in Week 3.
- Was named to the PFWA All-Rookie team, only the second Packers guard to be selected since 1974 (Daryn Colledge, 2006).
- Helped clear the way for RB Aaron Jones, who posted a career-high 1,084 rushing yards and a career-best 16 rushing TDs, which was tied for the NFL lead in 2019 and was the second most in team history behind only FB Jim Taylor (19 in 1962).
- Selected by the Packers in the second round (No. 44 overall) of the 2019 NFL Draft, becoming just the second Mississippi State offensive lineman since 2000 to be selected in the first two rounds of the draft (Packers T Derek Sherrod, first round, 2011).
- Played in 49 career contests with 34 starts at Mississippi State, opening games at four different positions on the offensive line (26 at C, five at LT, two at LG, one at RT).
- Earned first-team All-America honors from The Athletic as a senior and was the recipient of the Kent Hull Trophy, awarded annually to the top offensive lineman in the state of Mississippi.

2020 SEASON: At Minnesota (Sept. 13): Started at RT for the first time in his career, appearing on the first 32 snaps of the game there before moving back to LG after an injury to Lucas Patrick (shoulder). Played the final 46 snaps of the game at LG, helping the Packers register their first zero-sack game against the Vikings since Oct. 24, 2010, and their first game in franchise history with 40-plus points, 500-plus yards, 30-plus first downs and no turnovers. Blocked for QB Aaron Rodgers as he connected on 32 of 44 passes for 364 yards and four TDs with no INTs for a 127.5 rating.

ELGTON JENKINS' NFL REGULAR SEASON STATISTICS

DATE	TEAM	GP	GS
2019	Packers	16	14
2020	Packers	1	1
NFL TOTALS		**17**	**15**

ELGTON JENKINS' NFL POSTSEASON STATISTICS

DATE	TEAM	GP	GS
2019	Packers	2	2
NFL TOTALS		**2**	**2**

2020 GAME-BY-GAME REGULAR SEASON STATISTICS (PACKERS)

DATE	OPPONENT	P/S		W/L	SCORE
09/13	at Vikings	S		W	43-34
2020 TOTALS		**1-1**		**1-0**	

AARON JONES

33 RUNNING BACK
TEXAS-EL PASO

Fourth NFL Season | Fourth Packers Season

Ht: 5-9 | Wt: 208 | Born: December 2, 1994 | NFL Games Played/Started: 41/29 | Acquired: D5b-17

AT A GLANCE ...

- Was tied for the NFL lead in rushing TDs (16) in 2019, the second most in team history behind only FB Jim Taylor (19 in 1962), and was tied for the league lead with 19 total TDs, which tied for the second most in franchise annals behind only RB Ahman Green (20 in 2003).
- Including playoffs, posted a team-record 23 TDs last season, topping Green's single-season franchise high of 22 TDs in 2003.
- Rushed for 28 TDs from 2017-19, the most ever by a Packer in his first three seasons in the NFL.
- Is one of only five RBs in league history to post 2,000-plus rushing yards and 25-plus rushing TDs with an average of 5-plus yards per carry in their first three seasons (Paul Lowe, Gale Sayers, Jim Brown, Larry Johnson).
- Is one of only two active NFL running backs (Browns RB Nick Chubb) with 450-plus career rushing attempts and an average of 5-plus yards per carry (4.99 average on 466 attempts).
- Ranked No. 1 in the league in yards per carry (5.47) in 2018, the first Packer to lead the league in the category since the NFL went to a 16-game schedule in 1978.
- His average of 5.47 yards per carry in 2018 was the second-best single-season mark in franchise history among Packers with 100-plus carries behind only RB Gerry Ellis (5.49 in 1985).
- Finished his career at Texas-El Paso ranked No. 1 in school history in rushing yards (4,114) and 100-yard rushing games (17), No. 2 in rushing touchdowns (33) and all-purpose yards (4,760), and No. 3 in rushing attempts (658) and points (240).

2020 SEASON: At Minnesota (Sept. 13): Posted 66 rushing yards and a TD on 16 carries (4.1 avg.) along with four receptions for 10 yards (2.5 avg.). Scored from 5 yards out with 3:19 remaining in the game, giving him at least one rushing TD in each of his last four games against Minnesota as he matched the longest streak against the Vikings in team history (Paul Hornung, Elijah Pitts, Eddie Lacy).

REGULAR SEASON COMPARISON: RECEIVING - DETROIT LIONS

DATE	OPP	W/L	GP/GS	REC	YDS	AVG	TD	LG	TGTS	YAC
11/6/17	GB vs. DET	L	S	2	-1	-0.5	0	2	5	8
10/7/18	GB @ DET	L	P	2	19	9.5	0	12	3	18
10/14/19	GB vs. DET	W	S	4	13	3.3	0	9	7	11
12/29/19	GB @ DET	W	S	2	43	21.5	0	31	6	40
TOTALS		**2/2**	**4/3**	**10**	**74**	**7.4**	**0**	**31**	**21**	**77**

AARON JONES' NFL REGULAR SEASON RUSHING/RECEIVING STATISTICS

				RUSHING					RECEIVING				
DATE	TEAM	GP	GS	NO.	YDS.	AVG.	LG	TD	NO.	YDS	AVG	LG	TD
2017	Packers	12	4	81	448	5.5	46t	4	9	22	2.4	9	0
2018	Packers	12	8	133	728	5.5	67	8	26	206	7.9	24t	1
2019	Packers	16	16	236	1,084	4.6	56t	16	49	474	9.7	67t	3
2020	Packers	1	1	16	66	4.1	15	1	4	10	2.5	6	0
NFL TOTALS		**41**	**29**	**466**	**2,326**	**5.0**	**67**	**29**	**88**	**712**	**8.1**	**67t**	**4**

AARON JONES' NFL POSTSEASON RUSHING/RECEIVING STATISTICS

				RUSHING					RECEIVING				
DATE	TEAM	GP	GS	NO.	YDS.	AVG.	LG	TD	NO.	YDS	AVG	LG	TD
2019	Packers	2	2	33	118	3.6	23	3	6	31	5.2	9t	1
NFL TOTALS		**2**	**2**	**33**	**118**	**3.6**	**23**	**3**	**6**	**31**	**5.2**	**9t**	**1**

AARON JONES' NFL REGULAR SEASON RETURN STATISTICS

		KICKOFF RETURNS					PUNT RETURNS					
DATE	TEAM	RET.	YDS.	AVG.	LG	TD	NO.	FC	YDS	AVG	LG	TD
2017	Packers	0	0	0.0	0	0	0	0	0	0.0	0	0
2018	Packers	0	0	0.0	0	0	0	0	0	0.0	0	0
2019	Packers	0	0	0.0	0	0	0	0	0	0.0	0	0
2020	Packers	0	0	0.0	0	0	0	0	0	0.0	0	0
NFL TOTALS		**0**	**0**	**0.0**	**0**	**0**	**0**	**0**	**0**	**0.0**	**0**	**0**

AARON JONES' NFL POSTSEASON RETURN STATISTICS

		KICKOFF RETURNS					PUNT RETURNS					
DATE	TEAM	RET.	YDS.	AVG.	LG	TD	NO.	FC	YDS	AVG	LG	TD
2019	Packers	0	0	0.0	0	0	0	0	0	0.0	0	0
NFL TOTALS		**0**	**0**	**0.0**	**0**	**0**	**0**	**0**	**0**	**0.0**	**0**	**0**

SINGLE-GAME HIGHS: RUSHING/RECEIVING

Rush Attempts
25 at Detroit Lions, Dec 29, 2019
23 at Minnesota Vikings, Dec 23, 2019
...1 more at 23.

Rushing Yards
154 at Minnesota Vikings, Dec 23, 2019
145 vs. Miami Dolphins, Nov 11, 2018

Longest Runs
67 vs. Miami Dolphins, Nov 11, 2018
56t at Minnesota Vikings, Dec 23, 2019

Rushing TDs
4 at Dallas Cowboys, Oct 06, 2019
3 vs. Carolina Panthers, Nov 10, 2019

Receptions
7 at Kansas City Chiefs, Oct 27, 2019
7 at Dallas Cowboys, Oct 06, 2019

Receiving Yards
159 at Kansas City Chiefs, Oct 27, 2019
75 at Dallas Cowboys, Oct 06, 2019

Longest Receptions
67t at Kansas City Chiefs, Oct 27, 2019
50 at Kansas City Chiefs, Oct 27, 2019

Receiving TDs
2 at Kansas City Chiefs, Oct 27, 2019
1 vs. Oakland Raiders, Oct 20, 2019
...1 more at 1.

All-purpose yards
226 at Kansas City Chiefs, Oct 27, 2019
192 vs. Washington, Dec 08, 2019

Miscellaneous Tackles
1 at Minnesota Vikings, Dec 23, 2019

Most TDs
4 at Dallas Cowboys, Oct 06, 2019
3 vs. Carolina Panthers, Nov 10, 2019

SINGLE-GAME HIGHS - POSTSEASON: RUSHING/RECEIVING

Rush Attempts
21 vs. Seattle Seahawks, Jan 12, 2020
12 at San Francisco 49ers, Jan 19, 2020

Rushing Yards
62 vs. Seattle Seahawks, Jan 12, 2020
56 at San Francisco 49ers, Jan 19, 2020

Longest Runs
23 vs. Seattle Seahawks, Jan 12, 2020
11 at San Francisco 49ers, Jan 19, 2020

Rushing TDs
2 vs. Seattle Seahawks, Jan 12, 2020
1 at San Francisco 49ers, Jan 19, 2020

Receptions
5 at San Francisco 49ers, Jan 19, 2020
1 vs. Seattle Seahawks, Jan 12, 2020

Receiving Yards
27 at San Francisco 49ers, Jan 19, 2020
4 vs. Seattle Seahawks, Jan 12, 2020

Longest Receptions
9t at San Francisco 49ers, Jan 19, 2020
8 at San Francisco 49ers, Jan 19, 2020

Receiving TDs
1 at San Francisco 49ers, Jan 19, 2020

All-purpose yards
83 at San Francisco 49ers, Jan 19, 2020
66 vs. Seattle Seahawks, Jan 12, 2020

Most TDs
2 at San Francisco 49ers, Jan 19, 2020
2 vs. Seattle Seahawks, Jan 12, 2020

100-YARD RECEIVING GAMES (1): REGULAR SEASON

DATE	TEAM	NO.	YDS.	AVG.	LG	TD
10/27/19	at Chiefs	7	159	22.7	67t	2

100-YARD RUSHING GAMES (8): REGULAR SEASON

DATE	TEAM	ATT.	YDS.	AVG.	LG	TD
10/08/17	at Cowboys	19	125	6.6	22	1
10/22/17	SAINTS	17	131	7.7	46t	1
11/11/18	DOLPHINS	15	145	9.7	67	2
09/15/19	VIKINGS	23	116	5.0	15	1
10/06/19	at Cowboys	19	107	5.6	18t	4
12/08/19	WASHINGTON	16	134	8.4	42	1
12/23/19	at Vikings	23	154	6.7	56t	2
12/29/19	at Lions	25	100	4.0	14	0

2020 GAME-BY-GAME REGULAR SEASON STATISTICS (PACKERS)

			RUSHING					RECEIVING						
DATE	OPPONENT	P/S	NO	YDS	AVG	LG	TD	NO	YDS	AVG	LG	TD	W/L	SCORE
09/13	at Vikings	S	16	66	4.1	15	1	4	10	2.5	6	0	W	43-34
2020 TOTALS		**1-1**	**16**	**66**	**4.1**	**15**	**1**	**4**	**10**	**2.5**	**6**	**0**	**1-0**	

2019 GAME-BY-GAME REGULAR SEASON STATISTICS (PACKERS)

			RUSHING					RECEIVING						
DATE	OPPONENT	P/S	NO	YDS	AVG	LG	TD	NO	YDS	AVG	LG	TD	W/L	SCORE
09/05	at Bears	S	13	39	3.0	9	0	1	0	0.0	0	0	W	10-3
09/15	Vikings	S	23	116	5.0	15	1	4	34	8.5	15	0	W	21-16
09/22	Broncos	S	10	19	1.9	7t	2	1	4	4.0	4	0	W	27-16
09/26	Eagles	S	13	21	1.6	7	1	6	37	6.2	14	0	L	27-34
10/06	at Cowboys	S	19	107	5.6	18t	4	7	75	10.7	22	0	W	34-24
10/14	Lions	S	11	47	4.3	9	0	4	13	3.3	9	0	W	23-22
10/20	Raiders	S	12	50	4.2	15	0	4	33	8.3	21t	1	W	42-24
10/27	at Chiefs	S	13	67	5.2	9	0	7	159	22.7	67t	2	W	31-24
11/03	at Chargers	S	8	30	3.8	7	0	1	-1	-1.0	-1	0	L	11-26
11/10	Panthers	S	13	93	7.2	28	3	0	0	0.0	0	0	W	24-16
11/24	at 49ers	S	13	38	2.9	11	0	0	0	0.0	0	0	L	8-37
12/01	at Giants	S	11	18	1.6	9	0	4	13	3.3	7	0	W	31-13
12/08	Washington	S	16	134	8.4	42	1	6	58	9.7	25	0	W	20-15
12/15	Bears	S	13	51	3.9	21t	2	0	0	0.0	0	0	W	21-13
12/23	at Vikings	S	23	154	6.7	56t	2	2	6	3.0	3	0	W	23-10
12/29	at Lions	S	25	100	4.0	14	0	2	43	21.5	31	0	W	23-20
2019 TOTALS		**16-16**	**236**	**1,084**	**4.6**	**56t**	**16**	**49**	**474**	**9.7**	**67t**	**3**	**13-3**	

2019 GAME-BY-GAME POSTSEASON STATISTICS (PACKERS)

			RUSHING					RECEIVING						
DATE	OPPONENT	P/S	NO	YDS	AVG	LG	TD	NO	YDS	AVG	LG	TD	W/L	SCORE
01/12	Seahawks	S	21	62	3.0	23	2	1	4	4.0	4	0	W	28-23
01/19	at 49ers	S	12	56	4.7	11	1	5	27	5.4	9t	1	L	20-37
2019 TOTALS		**2-2**	**33**	**118**	**3.6**	**23**	**3**	**6**	**31**	**5.2**	**9t**	**1**	**1-1**	

Ht: 6-3 | Wt: 288 | Born: September 26, 1996 | NFL Games Played/Started: 15/1 | Acquired: D5-19

AT A GLANCE ...

- Last name is pronounced kee-kee.
- Played in 14 games as a rookie and posted 11 tackles (seven solo) and a QB pressure. Also saw action in both playoff contests and recorded three tackles (all solo), including a tackle for a loss.
- Moved into the starting lineup early in his sophomore campaign and went on to start the final 35 games of his career. Did not miss a game at Texas A&M, appearing in all 52 contests from 2015-18.
- Started all 13 games for the Aggies as a senior in 2018 and led the team with a career-high seven sacks. Ranked No. 2 on the team with a career-best 11 tackles for a loss.
- Earned all-state honors as a senior at George Ranch High School in Richmond, Texas, after recording 60 tackles, 10 tackles for a loss and five sacks.

2020 SEASON: At Minnesota (Sept. 13): Made his first NFL start, appearing on 29 snaps on defense and three snaps on special teams.

REGULAR SEASON COMPARISON: DEFENSIVE - DETROIT LIONS

										TACKLES			MISC		
DATE	OPP	W/L	GP/GS	TOT	SOLO	ASST	SACK	YDS	INT	TFL	PD	QBH	TD	FF	FR
12/29/19	GB @ DET	W	P	1	1	0	0.0	0	0	0	0	0	0	0	0
TOTALS		**1/0**	**1/0**	**1**	**1**	**0**	**0.0**	**0**	**0**	**0**	**0**	**0**	**0**	**0**	**0**

KINGSLEY KEKE'S NFL REGULAR SEASON DEFENSIVE STATISTICS

				TACKLES							INTERCEPTIONS					O. FUMB			ST				MISC	
DATE	TEAM	GP	GS	TK	S	A	TFL	YDS	SK	YDS	QBH	NO	YDS	LG	TD	PD	FF	FR	YDS	TK	S	A	FF	FR	S	A
2019	Packers	14	0	11	7	4	0	0	0.0	0.0	1	0	0	0	0	0	0	0	0	0	0	0	0	0	0	0
2020	Packers	1	1	0	0	0	0	0	0.0	0.0	0	0	0	0	0	0	0	0	0	0	0	0	0	0	0	0
NFL TOTALS		**15**	**1**	**11**	**7**	**4**	**0**	**0**	**0.0**	**0.0**	**1**	**0**	**0**	**0**	**0**	**0**	**0**	**0**	**0**	**0**	**0**	**0**	**0**	**0**	**0**	**0**

KINGSLEY KEKE'S NFL POSTSEASON DEFENSIVE STATISTICS

				TACKLES							INTERCEPTIONS					O. FUMB			ST				MISC	
DATE	TEAM	GP	GS	TK	S	A	TFL	YDS	SK	YDS	QBH	NO	YDS	LG	TD	PD	FF	FR	YDS	TK	S	A	FF	FR	S	A
2019	Packers	2	0	3	3	0	1	1	0.0	0.0	0	0	0	0	0	0	0	0	0	0	0	0	0	0	0	0
NFL TOTALS		**2**	**0**	**3**	**3**	**0**	**1**	**1**	**0.0**	**0.0**	**0**	**0**	**0**	**0**	**0**	**0**	**0**	**0**	**0**	**0**	**0**	**0**	**0**	**0**	**0**	**0**

SINGLE-GAME HIGHS: DEFENSIVE

Total Tackles 4 at Los Angeles Chargers, Nov 03, 2019
2 vs. Oakland Raiders, Oct 20, 2019

SINGLE-GAME HIGHS - POSTSEASON: DEFENSIVE

Total Tackles 3 at San Francisco 49ers, Jan 19, 2020

Tackles For Loss 1 at San Francisco 49ers, Jan 19, 2020

2020 GAME-BY-GAME REGULAR SEASON STATISTICS (PACKERS)

			TACKLES								INTERCEPTIONS					O. FUMB				ST					MISC			
DATE	OPPONENT	P/S	TK	S	A	SK	YDS	TFL	YDS	QBH	NO	YDS	LG	TD	PD	FF	FR	YDS	TK	S	A	FF	FR	S	A	W/L	SCORE
09/13	at Vikings	S	0	0	0	0.0	0.0	0	0	0	0	0	0	0	0	0	0	0	0	0	0	0	0	0	0	W	43-34
2020 TOTALS		**1-1**	**0**	**0**	**0**	**0.0**	**0.0**	**0**	**0**	**0**	**0**	**0**	**0**	**0**	**0**	**0**	**0**	**0**	**0**	**0**	**0**	**0**	**0**	**0**	**0**	**1-0**	

2019 GAME-BY-GAME REGULAR SEASON STATISTICS (PACKERS)

			TACKLES								INTERCEPTIONS					O. FUMB			ST					MISC			
DATE	OPPONENT	P/S	TK	S	A	SK	YDS	TFL	YDS	QBH	NO	YDS	LG	TD	PD	FF	FR	YDS	TK	S	A	FF	FR	S	A	W/L	SCORE
09/05	at Bears																									W	10-3
09/15	Vikings																									W	21-16
09/22	Broncos	P	0	0	0	0.0	0.0	0	0	0	0	0	0	0	0	0	0	0	0	0	0	0	0	0	0	W	27-16
09/26	Eagles	P	0	0	0	0.0	0.0	0	0	0	0	0	0	0	0	0	0	0	0	0	0	0	0	0	0	L	27-34
10/06	at Cowboys	P	0	0	0	0.0	0.0	0	0	1	0	0	0	0	0	0	0	0	0	0	0	0	0	0	0	W	34-24
10/14	Lions	P	0	0	0	0.0	0.0	0	0	0	0	0	0	0	0	0	0	0	0	0	0	0	0	0	0	W	23-22
10/20	Raiders	P	2	2	0	0.0	0.0	0	0	0	0	0	0	0	0	0	0	0	0	0	0	0	0	0	0	W	42-24
10/27	at Chiefs	P	0	0	0	0.0	0.0	0	0	0	0	0	0	0	0	0	0	0	0	0	0	0	0	0	0	W	31-24
11/03	at Chargers	P	4	1	3	0.0	0.0	0	0	0	0	0	0	0	0	0	0	0	0	0	0	0	0	0	0	L	11-26
11/10	Panthers	P	1	1	0	0.0	0.0	0	0	0	0	0	0	0	0	0	0	0	0	0	0	0	0	0	0	W	24-16
11/24	at 49ers	P	1	0	1	0.0	0.0	0	0	0	0	0	0	0	0	0	0	0	0	0	0	0	0	0	0	L	8-37
12/01	at Giants	P	1	1	0	0.0	0.0	0	0	0	0	0	0	0	0	0	0	0	0	0	0	0	0	0	0	W	31-13
12/08	Washington	P	1	1	0	0.0	0.0	0	0	0	0	0	0	0	0	0	0	0	0	0	0	0	0	0	0	W	20-15
12/15	Bears	P	0	0	0	0.0	0.0	0	0	0	0	0	0	0	0	0	0	0	0	0	0	0	0	0	0	W	21-13
12/23	at Vikings	P	0	0	0	0.0	0.0	0	0	0	0	0	0	0	0	0	0	0	0	0	0	0	0	0	0	W	23-10
12/29	at Lions	P	1	1	0	0.0	0.0	0	0	0	0	0	0	0	0	0	0	0	0	0	0	0	0	0	0	W	23-20
2019 TOTALS		**14-0**	**11**	**7**	**4**	**0.0**	**0.0**	**0**	**0**	**1**	**0**	**0**	**0**	**0**	**0**	**0**	**0**	**0**	**0**	**0**	**0**	**0**	**0**	**0**	**0**	**13-3**	

2019 GAME-BY-GAME POSTSEASON STATISTICS (PACKERS)

			TACKLES								INTERCEPTIONS					O. FUMB			ST					MISC			
DATE	OPPONENT	P/S	TK	S	A	SK	YDS	TFL	YDS	QBH	NO	YDS	LG	TD	PD	FF	FR	YDS	TK	S	A	FF	FR	S	A	W/L	SCORE
01/12	Seahawks	P	0	0	0	0.0	0.0	0	0	0	0	0	0	0	0	0	0	0	0	0	0	0	0	0	0	W	28-23
01/19	at 49ers	P	3	3	0	0.0	0.0	1	1	0	0	0	0	0	0	0	0	0	0	0	0	0	0	0	0	L	20-37
2019 TOTALS		**2-0**	**3**	**3**	**0**	**0.0**	**0.0**	**1**	**1**	**0**	**0**	**0**	**0**	**0**	**0**	**0**	**0**	**0**	**0**	**0**	**0**	**0**	**0**	**0**	**0**	**1-1**	



Ht: 6-3 | Wt: 200 | Born: May 5, 1995 | NFL Games Played/Started: 31/26 | Acquired: D2a-17

AT A GLANCE ...

- Appeared in 15 games with 14 starts in 2019 and posted career highs across the board with 59 tackles (45 solo), a sack, a team-leading five interceptions (tied for No. 4 in the NFL) and 18 passes defensed (No. 2 on the team).
- In 2018, started all six games he appeared in during a season shortened by groin and hamstring injuries. Recorded 22 tackles (16 solo), a tackle for a loss, an interception, a fumble recovery and a pass defensed.
- Appeared in nine games with five starts as a rookie in 2017, registering 31 tackles (23 solo), a tackle for a loss and eight passes defensed before being placed on injured reserve (shoulder) on Dec. 6.
- Played in all 48 games with 35 starts in his four seasons at Washington and registered 165 tackles (107 solo), 8½ tackles for a loss, six interceptions, 28 passes defensed, two forced fumbles and two fumble recoveries. Earned honorable mention All-Pacific-12 recognition as a junior and senior.
- Started all 14 games at cornerback as a senior in 2016 as he helped the Huskies to their first conference title since 2000 and their first College Football Playoff berth.
- Won the Tyee Sports Council Community Service Award at the team's postseason banquet and was an honorable mention Academic All-Pac-12 selection in 2016.

2020 SEASON: At Minnesota (Sept. 13): Tied for No. 2 on the team with four solo tackles as part of a five-tackle performance and played in 51 of 52 defensive snaps, the third most on the defense and a game high for the secondary.

REGULAR SEASON COMPARISON: DEFENSIVE - DETROIT LIONS

										TACKLES			MISC		
DATE	OPP	W/L	GP/GS	TOT	SOLO	ASST	SACK	YDS	INT	TFL	PD	QBH	TD	FF	FR
11/6/17	GB vs. DET	L	S	4	3	1	0.0	0	0	0	2	0	0	0	0
10/7/18	GB @ DET	L	S	8	6	2	0.0	0	0	0	1	0	0	0	0
10/14/19	GB vs. DET	W	S	4	2	2	0.0	0	0	0	1	0	0	0	0
12/29/19	GB @ DET	W	S	3	2	1	0.0	0	0	0	1	0	0	0	0
TOTALS		**2/2**	**4/4**	**19**	**13**	**6**	**0.0**	**0**	**0**	**0**	**5**	**0**	**0**	**0**	**0**

KEVIN KING'S NFL REGULAR SEASON DEFENSIVE STATISTICS

				TACKLES								INTERCEPTIONS					O. FUMB			ST				MISC	
DATE	TEAM	GP	GS	TK	S	A	TFL	YDS	SK	YDS	QBH	NO	YDS	LG	TD	PD	FF	FR	YDS	TK	S	A	FF	FR	S	A
2017	Packers	9	5	31	23	8	1	4	0.0	0.0	0	0	0	0	0	8	0	0	0	1	1	0	0	0	0	0
2018	Packers	6	6	22	16	6	1	2	0.0	0.0	0	1	0	0	0	3	0	1	0	1	1	0	0	0	0	0
2019	Packers	15	14	59	45	14	4	4	1.0	2.0	0	5	54	39	0	17	1	0	0	0	0	0	0	0	0	0
2020	Packers	1	1	5	4	1	0	0	0.0	0.0	0	0	0	0	0	0	0	0	0	0	0	0	0	0	0	0
NFL TOTALS		**31**	**26**	**117**	**88**	**29**	**6**	**10**	**1.0**	**2.0**	**0**	**6**	**54**	**39**	**0**	**28**	**1**	**1**	**0**	**2**	**2**	**0**	**0**	**0**	**0**	**0**

KEVIN KING'S NFL POSTSEASON DEFENSIVE STATISTICS

				TACKLES								INTERCEPTIONS					O. FUMB			ST				MISC	
DATE	TEAM	GP	GS	TK	S	A	TFL	YDS	SK	YDS	QBH	NO	YDS	LG	TD	PD	FF	FR	YDS	TK	S	A	FF	FR	S	A
2019	Packers	2	2	7	5	2	0	0	0.0	0.0	0	0	0	0	0	3	0	0	0	0	0	0	0	0	0	0
NFL TOTALS		**2**	**2**	**7**	**5**	**2**	**0**	**0**	**0.0**	**0.0**	**0**	**0**	**0**	**0**	**0**	**3**	**0**	**0**	**0**	**0**	**0**	**0**	**0**	**0**	**0**	**0**

SINGLE-GAME HIGHS: DEFENSIVE

Total Tackles	8 vs. Denver Broncos, Sep 22, 2019 8 at Detroit Lions, Oct 07, 2018
Sacks	1.0 at Chicago Bears, Sep 05, 2019
Passes Defensed	4 vs. Philadelphia Eagles, Sep 26, 2019 3 vs. Carolina Panthers, Nov 10, 2019
Forced Fumbles	1 at Dallas Cowboys, Oct 06, 2019
Fumble Recoveries	1 vs. San Francisco 49ers, Oct 15, 2018
Tackles For Loss	1 at Minnesota Vikings, Dec 23, 2019 1 vs. Carolina Panthers, Nov 10, 2019 ...4 more at 1.
Interceptions	1 at Minnesota Vikings, Dec 23, 2019 1 at New York Giants, Dec 01, 2019 ...4 more at 1.
Interception Return Yards	39 at Minnesota Vikings, Dec 23, 2019 15 at Dallas Cowboys, Oct 06, 2019
Special Teams Tackles	1 vs. San Francisco 49ers, Oct 15, 2018 1 vs. Chicago Bears, Sep 28, 2017

SINGLE-GAME HIGHS - POSTSEASON: DEFENSIVE

Total Tackles	4 vs. Seattle Seahawks, Jan 12, 2020 3 at San Francisco 49ers, Jan 19, 2020
Passes Defensed	3 at San Francisco 49ers, Jan 19, 2020

2020 GAME-BY-GAME REGULAR SEASON STATISTICS (PACKERS)

			TACKLES								INTERCEPTIONS					O. FUMB			ST					MISC			
DATE	OPPONENT	P/S	TK	S	A	SK	YDS	TFL	YDS	QBH	NO	YDS	LG	TD	PD	FF	FR	YDS	TK	S	A	FF	FR	S	A	W/L	SCORE
09/13	at Vikings	S	5	4	1	0.0	0.0	0	0	0	0	0	0	0	0	0	0	0	0	0	0	0	0	0	0	W	43-34
2020 TOTALS		**1-1**	**5**	**4**	**1**	**0.0**	**0.0**	**0**	**0**	**0**	**0**	**0**	**0**	**0**	**0**	**0**	**0**	**0**	**0**	**0**	**0**	**0**	**0**	**0**	**0**	**1-0**	

2019 GAME-BY-GAME REGULAR SEASON STATISTICS (PACKERS)

			TACKLES								INTERCEPTIONS					O. FUMB			ST					MISC			
DATE	OPPONENT	P/S	TK	S	A	SK	YDS	TFL	YDS	QBH	NO	YDS	LG	TD	PD	FF	FR	YDS	TK	S	A	FF	FR	S	A	W/L	SCORE
09/05	at Bears	P	5	5	0	1.0	2.0	1	2	0	0	0	0	0	1	0	0	0	0	0	0	0	0	0	0	W	10-3
09/15	Vikings	S	2	0	2	0.0	0.0	0	0	0	1	0	0	0	0	0	0	0	0	0	0	0	0	0	0	W	21-16
09/22	Broncos	S	8	8	0	0.0	0.0	0	0	0	0	0	0	0	0	0	0	0	0	0	0	0	0	0	0	W	27-16
09/26	Eagles	S	1	1	0	0.0	0.0	0	0	0	0	0	0	0	4	0	0	0	0	0	0	0	0	0	0	L	27-34
10/06	at Cowboys	S	6	5	1	0.0	0.0	0	0	0	1	15	15	0	2	1	0	0	0	0	0	0	0	0	0	W	34-24
10/14	Lions	S	4	2	2	0.0	0.0	0	0	0	0	0	0	0	1	0	0	0	0	0	0	0	0	0	0	W	23-22
10/20	Raiders	S	5	1	4	0.0	0.0	0	0	0	1	0	0	0	1	0	0	0	0	0	0	0	0	0	0	W	42-24
10/27	at Chiefs	S	4	4	0	0.0	0.0	0	0	0	0	0	0	0	0	0	0	0	0	0	0	0	0	0	0	W	31-24
11/03	at Chargers	S	2	2	0	0.0	0.0	1	0	0	0	0	0	0	1	0	0	0	0	0	0	0	0	0	0	L	11-26
11/10	Panthers	S	6	5	1	0.0	0.0	1	1	0	0	0	0	0	3	0	0	0	0	0	0	0	0	0	0	W	24-16
11/24	at 49ers	S	4	3	1	0.0	0.0	0	0	0	0	0	0	0	0	0	0	0	0	0	0	0	0	0	0	L	8-37
12/01	at Giants	S	2	2	0	0.0	0.0	0	0	0	1	11	11	0	2	0	0	0	0	0	0	0	0	0	0	W	31-13
12/08	Washington		GAME INACTIVE/INJURY																							W	20-15
12/15	Bears	S	2	2	0	0.0	0.0	0	0	0	0	-11	-11	0	0	0	0	0	0	0	0	0	0	0	0	W	21-13
12/23	at Vikings	S	5	3	2	0.0	0.0	1	1	0	1	39	39	0	1	0	0	0	0	0	0	0	0	0	0	W	23-10
12/29	at Lions	S	3	2	1	0.0	0.0	0	0	0	0	0	0	0	1	0	0	0	0	0	0	0	0	0	0	W	23-20
2019 TOTALS		**15-14**	**59**	**45**	**14**	**1.0**	**2.0**	**4**	**4**	**0**	**5**	**54**	**39**	**0**	**17**	**1**	**0**	**0**	**0**	**0**	**0**	**0**	**0**	**0**	**0**	**13-3**	

2019 GAME-BY-GAME POSTSEASON STATISTICS (PACKERS)

			TACKLES								INTERCEPTIONS					O. FUMB			ST					MISC			
DATE	OPPONENT	P/S	TK	S	A	SK	YDS	TFL	YDS	QBH	NO	YDS	LG	TD	PD	FF	FR	YDS	TK	S	A	FF	FR	S	A	W/L	SCORE
01/12	Seahawks	S	4	4	0	0.0	0.0	0	0	0	0	0	0	0	0	0	0	0	0	0	0	0	0	0	0	W	28-23
01/19	at 49ers	S	3	1	2	0.0	0.0	0	0	0	0	0	0	0	3	0	0	0	0	0	0	0	0	0	0	L	20-37
2019 TOTALS		**2-2**	**7**	**5**	**2**	**0.0**	**0.0**	**0**	**0**	**0**	**0**	**0**	**0**	**0**	**3**	**0**	**0**	**0**	**0**	**0**	**0**	**0**	**0**	**0**	**0**	**1-1**	

Ht: 6-2 | Wt: 235 | Born: August 31, 1992 | NFL Games Played/Started: 74/55 | Acquired: FA-20

AT A GLANCE ...

- Played in 73 games with 54 starts for the Cleveland Browns over six seasons (2014-19) and registered 463 tackles (288 solo), 11½ sacks, two interceptions, 17 passes defensed, four forced fumbles and three fumble recoveries.
- Voted a Browns defensive captain by teammates for three consecutive seasons (2017-19).
- Registered the most solo tackles (171) and the second-most tackles (281) in the NFL from 2016-17 (Seattle LB Bobby Wagner, 300), according to Sportradar.
- According to Sportradar, was the only player in the NFL to rank in the top five in the league in tackles in both 2016 and 2017.
- Started 38 consecutive games from the beginning of his sophomore year to the end of his senior season at the University of Iowa and was named defensive captain for each of his final two seasons.

2020 SEASON: At Minnesota (Sept. 13): Logged his first start in a Green Bay uniform, leading the Packers with 12 tackles (six solo) while appearing on all 52 defensive plays. Also appeared on three plays on special teams.

REGULAR SEASON COMPARISON: DEFENSIVE - DETROIT LIONS

										TACKLES			MISC		
DATE	OPP	W/L	GP/GS	TOT	SOLO	ASST	SACK	YDS	INT	TFL	PD	QBH	TD	FF	FR
11/12/17	CLV @ DET	L	S	7	4	3	1.0	0	0	0	0	1	0	0	0
TOTALS		**0/1**	**1/1**	**7**	**4**	**3**	**1.0**	**0**	**0**	**0**	**0**	**1**	**0**	**0**	**0**

CHRISTIAN KIRKSEY'S NFL REGULAR SEASON DEFENSIVE STATISTICS

				TACKLES								INTERCEPTIONS					O. FUMB			ST						MISC	
DATE	TEAM	GP	GS	TK	S	A	TFL	YDS	SK	YDS	QBH	NO	YDS	LG	TD	PD	FF	FR	YDS	TK	S	A	FF	FR	S	A
2014	Browns	16	8	75	41	34	5	15	2.0	7.0	4	0	0	0	0	2	1	0	0	6	6	0	0	0	0	0
2015	Browns	16	5	53	34	19	5	20	3.5	13.0	5	0	0	0	0	1	1	1	0	10	6	4	0	0	0	0
2016	Browns	16	16	143	93	50	11	36	2.5	16.0	7	0	0	0	0	3	0	0	0	5	3	2	0	0	0	0
2017	Browns	16	16	138	86	52	6	19	3.5	13.5	6	0	0	0	0	5	2	1	0	0	0	0	0	0	0	0
2018	Browns	7	7	43	29	14	1	3	0.0	0.0	0	2	17	13	0	5	0	1	8	0	0	0	0	0	0	0
2019	Browns	2	2	11	6	5	2	3	0.0	0.0	0	0	0	0	0	0	0	0	0	0	0	0	0	0	0	0
2020	Packers	1	1	12	6	6	0	0	0.0	0.0	0	0	0	0	0	0	0	0	0	0	0	0	0	0	0	0
NFL TOTALS		**74**	**55**	**475**	**295**	**180**	**30**	**96**	**11.5**	**49.5**	**22**	**2**	**17**	**13**	**0**	**16**	**4**	**3**	**8**	**21**	**15**	**6**	**0**	**0**	**0**	**0**

SINGLE-GAME HIGHS: DEFENSIVE

Total Tackles
17 vs. Tennessee Titans, Oct 22, 2017
16 vs. New England Patriots, Oct 09, 2016

Sacks
1.0 vs. Jacksonville Jaguars, Nov 19, 2017
1.0 at Detroit Lions, Nov 12, 2017
...8 more at 1.0.

Passes Defensed
2 vs. Los Angeles Chargers, Oct 14, 2018
1 at Pittsburgh Steelers, Oct 28, 2018
...13 more at 1.

Forced Fumbles
1 vs. Jacksonville Jaguars, Nov 19, 2017
1 vs. Tennessee Titans, Oct 22, 2017
...2 more at 1.

Fumble Recoveries
1 at Tampa Bay Buccaneers, Oct 21, 2018
1 at Indianapolis Colts, Sep 24, 2017
...1 more at 1.

Tackles For Loss
3 at Pittsburgh Steelers, Jan 01, 2017
2 vs. Tennessee Titans, Sep 08, 2019
...1 more at 2.

Interceptions
1 at Tampa Bay Buccaneers, Oct 21, 2018
1 vs. Los Angeles Chargers, Oct 14, 2018

Interception Return Yards
13 at Tampa Bay Buccaneers, Oct 21, 2018
4 vs. Los Angeles Chargers, Oct 14, 2018

Special Teams Tackles
3 vs. Oakland Raiders, Sep 27, 2015
2 vs. Baltimore Ravens, Nov 30, 2015
...2 more at 2.

2020 GAME-BY-GAME REGULAR SEASON STATISTICS (PACKERS)

			TACKLES							INTERCEPTIONS					O. FUMB			ST					MISC			
DATE	OPPONENT	P/S	TK	S	A	SK	YDS	TFL	YDS	QBH	NO	YDS	LG	TD	PD	FF	FR	YDS	TK	S	A	FF	FR	S	A	W/L	SCORE
09/13	at Vikings	S	12	6	6	0.0	0.0	0	0	0	0	0	0	0	0	0	0	0	0	0	0	0	0	0	0	W	43-34
2020 TOTALS		**1-1**	**12**	**6**	**6**	**0.0**	**0.0**	**0**	**0**	**0**	**0**	**0**	**0**	**0**	**0**	**0**	**0**	**0**	**0**	**0**	**0**	**0**	**0**	**0**	**0**	**1-0**	

2019 GAME-BY-GAME REGULAR SEASON STATISTICS (BROWNS)

			TACKLES								INTERCEPTIONS					O. FUMB			ST					MISC			
DATE	OPPONENT	P/S	TK	S	A	SK	YDS	TFL	YDS	QBH	NO	YDS	LG	TD	PD	FF	FR	YDS	TK	S	A	FF	FR	S	A	W/L	SCORE
09/08	Titans	S	7	5	2	0.0	0.0	2	3	0	0	0	0	0	0	0	0	0	0	0	0	0	0	0	0	L	13-43
09/16	at Jets	S	4	1	3	0.0	0.0	0	0	0	0	0	0	0	0	0	0	0	0	0	0	0	0	0	0	W	23-3
09/22	Rams										INJURED RESERVE															L	13-20
09/29	at Ravens										INJURED RESERVE															W	40-25
10/07	at 49ers										INJURED RESERVE															L	3-31
10/13	Seahawks										INJURED RESERVE															L	28-32
10/27	at Patriots										INJURED RESERVE															L	13-27
11/03	at Broncos										INJURED RESERVE															L	19-24
11/10	Bills										INJURED RESERVE															W	19-16
11/14	Steelers										INJURED RESERVE															W	21-7
11/24	Dolphins										INJURED RESERVE															W	41-24
12/01	at Steelers										INJURED RESERVE															L	13-20
12/08	Bengals										INJURED RESERVE															W	27-19
12/15	at Cardinals										INJURED RESERVE															L	24-38
12/22	Ravens										INJURED RESERVE															L	15-31
12/29	at Bengals										INJURED RESERVE															L	23-33
2019 TOTALS		**2-2**	**11**	**6**	**5**	**0.0**	**0.0**	**2**	**3**	**0**	**0**	**0**	**0**	**0**	**0**	**0**	**0**	**0**	**0**	**0**	**0**	**0**	**0**	**0**	**0**	**6-10**	

TYLER LANCASTER

95 DEFENSIVE LINEMAN
NORTHWESTERN

Third NFL Season | Third Packers Season

Ht: 6-3 | Wt: 313 | Born: November 4, 1994 | NFL Games Played/Started: 29/16 | Acquired: FA-18

AT A GLANCE ...

- Appeared in all 16 games with 10 starts in 2019 and registered 36 tackles (19 solo), 1½ sacks, a forced fumble, a fumble recovery, a QB hit and three QB pressures. Also started both postseason contests and led the defensive line with seven tackles (four solo).
- Started his rookie season on Green Bay's practice squad before being signed to the active roster on Oct. 6. Played in the final 12 games in 2018 with his five starts coming in the final six weeks of the season, posting 33 tackles (21 solo), a tackle for a loss, four QB pressures and two QB hits.
- Played in 40 games over four seasons at Northwestern, starting the final 39 contests for the Wildcats. Racked up 101 tackles (46 solo), 18½ tackles for a loss, 3½ sacks, three passes defensed and two forced fumbles.
- Started all 13 games at DT as a senior, serving as a captain and earning honorable mention All-Big Ten recognition as he helped the Wildcats rank No. 9 in the NCAA in run defense (107.7 ypg).

2020 SEASON: At Minnesota (Sept. 13): Played 23 snaps on defense and 10 snaps on special teams.

REGULAR SEASON COMPARISON: DEFENSIVE - DETROIT LIONS

										TACKLES		MISC			
DATE	OPP	W/L	GP/GS	TOT	SOLO	ASST	SACK	YDS	INT	TFL	PD	QBH	TD	FF	FR
12/30/18	GB vs. DET	L	S	4	4	0	0.0	0	0	0	0	0	0	0	0
10/14/19	GB vs. DET	W	S	2	0	2	0.0	0	0	0	0	0	0	0	0
TOTALS		**1/1**	**2/2**	**6**	**4**	**2**	**0.0**	**0**	**0**	**0**	**0**	**0**	**0**	**0**	**0**

TYLER LANCASTER'S NFL REGULAR SEASON DEFENSIVE STATISTICS

				TACKLES								INTERCEPTIONS					O. FUMB			ST				MISC	
DATE	TEAM	GP	GS	TK	S	A	TFL	YDS	SK	YDS	QBH	NO	YDS	LG	TD	PD	FF	FR	YDS	TK	S	A	FF	FR	S	A
2018	Packers	12	5	33	21	12	2	4	0.0	0.0	2	0	0	0	0	0	0	0	0	0	0	0	0	0	0	0
2019	Packers	16	10	36	19	17	4	9	1.5	9.0	1	0	0	0	0	0	1	1	0	0	0	0	0	0	0	0
2020	Packers	1	1	0	0	0	0	0	0.0	0.0	0	0	0	0	0	0	0	0	0	0	0	0	0	0	0	0
NFL TOTALS		**29**	**16**	**69**	**40**	**29**	**6**	**13**	**1.5**	**9.0**	**3**	**0**	**0**	**0**	**0**	**0**	**1**	**1**	**0**	**0**	**0**	**0**	**0**	**0**	**0**	**0**

TYLER LANCASTER'S NFL POSTSEASON DEFENSIVE STATISTICS

				TACKLES								INTERCEPTIONS					O. FUMB			ST				MISC	
DATE	TEAM	GP	GS	TK	S	A	TFL	YDS	SK	YDS	QBH	NO	YDS	LG	TD	PD	FF	FR	YDS	TK	S	A	FF	FR	S	A
2019	Packers	2	2	7	4	3	0	0	0.0	0.0	0	0	0	0	0	0	0	0	0	0	0	0	0	0	0	0
NFL TOTALS		**2**	**2**	**7**	**4**	**3**	**0**	**0**	**0.0**	**0.0**	**0**	**0**	**0**	**0**	**0**	**0**	**0**	**0**	**0**	**0**	**0**	**0**	**0**	**0**	**0**	**0**

SINGLE-GAME HIGHS: DEFENSIVE

Total Tackles	10 at Chicago Bears, Dec 16, 2018
	8 vs. Denver Broncos, Sep 22, 2019
Sacks	1.0 vs. Carolina Panthers, Nov 10, 2019
	0.5 at Los Angeles Chargers, Nov 03, 2019
Forced Fumbles	1 at Kansas City Chiefs, Oct 27, 2019
Fumble Recoveries	1 at Kansas City Chiefs, Oct 27, 2019
Tackles For Loss	1 vs. Washington Redskins, Dec 08, 2019
	1 vs. Carolina Panthers, Nov 10, 2019
	...4 more at 1.

SINGLE-GAME HIGHS - POSTSEASON: DEFENSIVE

Total Tackles	4 vs. Seattle Seahawks, Jan 12, 2020
	3 at San Francisco 49ers, Jan 19, 2020

2020 GAME-BY-GAME REGULAR SEASON STATISTICS (PACKERS)

			TACKLES							INTERCEPTIONS					O. FUMB			ST					MISC			
DATE	OPPONENT	P/S	TK	S	A	SK	YDS	TFL	YDS	QBH	NO	YDS	LG	TD	PD	FF	FR	YDS	TK	S	A	FF	FR	S	A	W/L	SCORE
09/13	at Vikings	S	0	0	0	0.0	0.0	0	0	0	0	0	0	0	0	0	0	0	0	0	0	0	0	0	0	W	43-34
2020 TOTALS		**1-1**	**0**	**0**	**0**	**0.0**	**0.0**	**0**	**0**	**0**	**0**	**0**	**0**	**0**	**0**	**0**	**0**	**0**	**0**	**0**	**0**	**0**	**0**	**0**	**0**	**1-0**	

2019 GAME-BY-GAME REGULAR SEASON STATISTICS (PACKERS)

			TACKLES									INTERCEPTIONS					O. FUMB			ST					MISC			
DATE	OPPONENT	P/S	TK	S	A	SK	YDS	TFL	YDS	QBH		NO	YDS	LG	TD	PD	FF	FR	YDS	TK	S	A	FF	FR	S	A	W/L	SCORE
09/05	at Bears	P	0	0	0	0.0	0.0	0	0	0		0	0	0	0	0	0	0	0	0	0	0	0	0	0	0	W	10-3
09/15	Vikings	P	1	1	0	0.0	0.0	0	0	0		0	0	0	0	0	0	0	0	0	0	0	0	0	0	0	W	21-16
09/22	Broncos	S	8	4	4	0.0	0.0	1	0	0		0	0	0	0	0	0	0	0	0	0	0	0	0	0	0	W	27-16
09/26	Eagles	S	2	0	2	0.0	0.0	0	0	0		0	0	0	0	0	0	0	0	0	0	0	0	0	0	0	L	27-34
10/06	at Cowboys	S	2	1	1	0.0	0.0	0	0	0		0	0	0	0	0	0	0	0	0	0	0	0	0	0	0	W	34-24
10/14	Lions	S	2	0	2	0.0	0.0	0	0	0		0	0	0	0	0	0	0	0	0	0	0	0	0	0	0	W	23-22
10/20	Raiders	S	3	2	1	0.0	0.0	0	0	0		0	0	0	0	0	0	0	0	0	0	0	0	0	0	0	W	42-24
10/27	at Chiefs	P	1	0	1	0.0	0.0	0	0	0		0	0	0	0	0	1	1	0	0	0	0	0	0	0	0	W	31-24
11/03	at Chargers	S	1	0	1	0.5	1.0	1	0	0		0	0	0	0	0	0	0	0	0	0	0	0	0	0	0	L	11-26
11/10	Panthers	S	2	1	1	1.0	8.0	1	8	1		0	0	0	0	0	0	0	0	0	0	0	0	0	0	0	W	24-16
11/24	at 49ers	S	0	0	0	0.0	0.0	0	0	0		0	0	0	0	0	0	0	0	0	0	0	0	0	0	0	L	8-37
12/01	at Giants	P	2	1	1	0.0	0.0	0	0	0		0	0	0	0	0	0	0	0	0	0	0	0	0	0	0	W	31-13
12/08	Washington	S	7	4	3	0.0	0.0	1	1	0		0	0	0	0	0	0	0	0	0	0	0	0	0	0	0	W	20-15
12/15	Bears	P	4	4	0	0.0	0.0	0	0	0		0	0	0	0	0	0	0	0	0	0	0	0	0	0	0	W	21-13
12/23	at Vikings	S	1	1	0	0.0	0.0	0	0	0		0	0	0	0	0	0	0	0	0	0	0	0	0	0	0	W	23-10
12/29	at Lions	P	0	0	0	0.0	0.0	0	0	0		0	0	0	0	0	0	0	0	0	0	0	0	0	0	0	W	23-20
2019 TOTALS		**16-10**	**36**	**19**	**17**	**1.5**	**9.0**	**4**	**9**	**1**		**0**	**0**	**0**	**0**	**0**	**1**	**1**	**0**	**0**	**0**	**0**	**0**	**0**	**0**	**0**	**13-3**	

2019 GAME-BY-GAME POSTSEASON STATISTICS (PACKERS)

			TACKLES								INTERCEPTIONS					O. FUMB			ST					MISC			
DATE	OPPONENT	P/S	TK	S	A	SK	YDS	TFL	YDS	QBH	NO	YDS	LG	TD	PD	FF	FR	YDS	TK	S	A	FF	FR	S	A	W/L	SCORE
01/12	Seahawks	S	4	2	2	0.0	0.0	0	0	0	0	0	0	0	0	0	0	0	0	0	0	0	0	0	0	W	28-23
01/19	at 49ers	S	3	2	1	0.0	0.0	0	0	0	0	0	0	0	0	0	0	0	0	0	0	0	0	0	0	L	20-37
2019 TOTALS		**2-2**	**7**	**4**	**3**	**0.0**	**0.0**	**0**	**0**	**0**	**0**	**0**	**0**	**0**	**0**	**0**	**0**	**0**	**0**	**0**	**0**	**0**	**0**	**0**	**0**	**1-1**	



Ht: 6-5 | Wt: 227 | Born: December 11, 1995 | NFL Games Played/Started: 18/4 | Acquired: FA-18 (PS-Jax.)

AT A GLANCE ...

- Played in all 16 games with three starts in 2019 and caught 35 passes for 477 yards (13.6 avg.) and three TDs, with all of his receptions coming in the final 11 contests.
- Ranked No. 2 on the team in receiving yards and was tied for No. 3 on the team with seven tackles on special teams last season.
- Registered the first 100-yard receiving game of his career in a victory at the N.Y. Giants in Week 13, pacing the team with a career-high 103 yards and a TD on three receptions (34.3 avg.).
- Entered the NFL as an undrafted free agent with the Jacksonville Jaguars in May 2018, spending the first 15 weeks of that season on Jacksonville's practice squad before being signed to Green Bay's active roster on Dec. 18, 2018.
- Appeared in 48 games with 45 starts at Iowa State and finished his career as the school's all-time leader in receptions (241), receiving yards (3,360) and 100-yard receiving games (12).
- Became the only player in school history to post 40-plus-receptions and 500-plus receiving yards in four consecutive seasons (2014-17).

2020 SEASON: At Minnesota (Sept. 13): Started and played 68 of 78 snaps, hauling in four passes for 63 yards (15.8 avg.) and a TD. Early in the fourth quarter, caught a pass down the middle for 38 yards down to the Minnesota 5 on third-and-7. Two plays later, caught a 4-yard TD pass from QB Aaron Rodgers with CB Mike Hughes in tight coverage. Added a 19-yard pickup on an end-around run late in the first quarter down to the Minnesota 25.

REGULAR SEASON COMPARISON: RECEIVING - DETROIT LIONS

DATE	OPP	W/L	GP/GS	REC	YDS	AVG	TD	LG	TGTS	YAC
12/30/18	GB vs. DET	L	P	1	7	7.0	0	7	1	0
10/14/19	GB vs. DET	W	P	4	65	16.3	1	35t	5	10
12/29/19	GB @ DET	W	S	4	69	17.3	1	28t	8	13
TOTALS		**2/1**	**3/1**	**9**	**141**	**15.7**	**2**	**7**	**14**	**23**

ALLEN LAZARD'S NFL REGULAR SEASON RECEIVING STATISTICS

				RECEIVING				
DATE	TEAM	GP	GS	NO.	YDS	AVG	LG	TD
2018	Packers	1	0	1	7	7.0	7	0
2019	Packers	16	3	35	477	13.6	43	3
2020	Packers	1	1	4	63	15.8	38	1
NFL TOTALS		**18**	**4**	**40**	**547**	**13.7**	**43**	**4**

ALLEN LAZARD'S NFL POSTSEASON RECEIVING STATISTICS

				RECEIVING				
DATE	TEAM	GP	GS	NO.	YDS	AVG	LG	TD
2019	Packers	2	2	3	36	12.0	19	0
NFL TOTALS		**2**	**2**	**3**	**36**	**12.0**	**19**	**0**

SINGLE-GAME HIGHS: RUSHING/RECEIVING

Rush Attempts	1 at Minnesota Vikings, Sep 13, 2020 1 at San Francisco 49ers, Nov 24, 2019
Rushing Yards	21 at San Francisco 49ers, Nov 24, 2019 19 at Minnesota Vikings, Sep 13, 2020
Longest Runs	21 at San Francisco 49ers, Nov 24, 2019 19 at Minnesota Vikings, Sep 13, 2020
Receptions	5 at Minnesota Vikings, Dec 23, 2019 5 at Kansas City Chiefs, Oct 27, 2019
Receiving Yards	103 at New York Giants, Dec 01, 2019 69 at Detroit Lions, Dec 29, 2019
Longest Receptions	43 at New York Giants, Dec 01, 2019 38 at Minnesota Vikings, Sep 13, 2020
Receiving TDs	1 at Minnesota Vikings, Sep 13, 2020 1 at Detroit Lions, Dec 29, 2019 ...2 more at 1.
All-purpose yards	103 at New York Giants, Dec 01, 2019 82 at Minnesota Vikings, Sep 13, 2020
Special Teams Tackles	2 at New York Giants, Dec 01, 2019 1 vs. Carolina Panthers, Nov 10, 2019 ...3 more at 1.
Most TDs	1 at Minnesota Vikings, Sep 13, 2020 1 at Detroit Lions, Dec 29, 2019 ...2 more at 1.

SINGLE-GAME HIGHS - POSTSEASON: RUSHING/RECEIVING

Rush Attempts	1 vs. Seattle Seahawks, Jan 12, 2020	**Receiving Yards**	36 at San Francisco 49ers, Jan 19, 2020
Rushing Yards	5 vs. Seattle Seahawks, Jan 12, 2020	**Longest Receptions**	19 at San Francisco 49ers, Jan 19, 2020
Longest Runs	5 vs. Seattle Seahawks, Jan 12, 2020		13 at San Francisco 49ers, Jan 19, 2020
Receptions	3 at San Francisco 49ers, Jan 19, 2020	**All-purpose yards**	36 at San Francisco 49ers, Jan 19, 2020
			5 vs. Seattle Seahawks, Jan 12, 2020
		Miscellaneous Tackles	1 at San Francisco 49ers, Jan 19, 2020

100-YARD RECEIVING GAMES (1): REGULAR SEASON

DATE	TEAM	NO.	YDS.	AVG.	LG	TD
12/01/19	at Giants	3	103	34.3	43	1

2020 GAME-BY-GAME REGULAR SEASON STATISTICS (PACKERS)

			RECEIVING					RUSHING						
DATE	OPPONENT	P/S	NO	YDS	AVG	LG	TD	NO	YDS	AVG	LG	TD	W/L	SCORE
09/13	at Vikings	S	4	63	15.8	38	1	1	19	19.0	19	0	W	43-34
2020 TOTALS		**1-1**	**4**	**63**	**15.8**	**38**	**1**	**1**	**19**	**19.0**	**19**	**0**	**1-0**	

2019 GAME-BY-GAME REGULAR SEASON STATISTICS (PACKERS)

			RECEIVING						
DATE	OPPONENT	P/S	NO	YDS	AVG	LG	TD	W/L	SCORE
09/05	at Bears	P	0	0	0.0	0	0	W	10-3
09/15	Vikings	P	0	0	0.0	0	0	W	21-16
09/22	Broncos	P	0	0	0.0	0	0	W	27-16
09/26	Eagles	P	0	0	0.0	0	0	L	27-34
10/06	at Cowboys	P	0	0	0.0	0	0	W	34-24
10/14	Lions	P	4	65	16.3	35t	1	W	23-22
10/20	Raiders	S	3	42	14.0	26	0	W	42-24
10/27	at Chiefs	P	5	42	8.4	14	0	W	31-24
11/03	at Chargers	P	3	44	14.7	17	0	L	11-26
11/10	Panthers	P	3	27	9.0	19	0	W	24-16
11/24	at 49ers	P	1	7	7.0	7	0	L	8-37
12/01	at Giants	P	3	103	34.3	43	1	W	31-13
12/08	Washington	P	2	19	9.5	17	0	W	20-15
12/15	Bears	P	2	14	7.0	10	0	W	21-13
12/23	at Vikings	S	5	45	9.0	15	0	W	23-10
12/29	at Lions	S	4	69	17.3	28t	1	W	23-20
2019 TOTALS		**16-3**	**35**	**477**	**13.6**	**43**	**3**	**13-3**	

2019 GAME-BY-GAME POSTSEASON STATISTICS (PACKERS)

			RECEIVING						
DATE	OPPONENT	P/S	NO	YDS	AVG	LG	TD	W/L	SCORE
01/12	Seahawks	S	0	0	0.0	0	0	W	28-23
01/19	at 49ers	S	3	36	12.0	19	0	L	20-37
2019 TOTALS		**2-2**	**3**	**36**	**12.0**	**19**	**0**	**1-1**	

MARCEDES LEWIS

89 TIGHT END
UCLA

Fifteenth NFL Season | Third Packers Season

Ht: 6-6 | Wt: 267 | Born: May 19, 1984 | NFL Games Played/Started: 203/173 | Acquired: FA-18

AT A GLANCE ...

- Is one of only nine tight ends in NFL history to play in 200-plus regular-season games and post 350-plus receptions.
- Has played in 203 games since entering the NFL in 2006, the second most among tight ends over that span behind only Raiders TE Jason Witten (209).
- Appeared in 170 contests for the Jacksonville Jaguars during his 12 seasons with the team (2006-17), the third most in franchise history. Played in either 15 or 16 regular-season games in nine of his seasons in Jacksonville.
- Finished his career with the Jaguars ranked No. 3 in team history in receiving yards (4,502) and receptions (375) and No. 2 in receiving TDs (33), tops among tight ends in all three categories.
- Was named to the Pro Bowl in 2010, the first tight end in team history to be honored, after posting career highs in receptions (58), receiving yards (700) and receiving TDs (10).
- Ranked No. 1 among NFL tight ends with an average of 16.2 yards per catch in 2009, the top mark by an NFL tight end (min. 32 rec.) since Jaguars TE Ernest Wilford registered a 16.6-yard average in 2005.
- Helped block for the top four single-season rushing-yardage totals in franchise history (2006-07, 2010, 2017). In 2017, helped the Jaguars lead the league in rushing (141.4 ypg) for the first time in franchise history.
- Won the Mackey Award in 2005, given to the nation's top tight end, after catching 59 passes for 741 yards (12.6 avg.) and 10 TDs as a senior at UCLA. Is the only tight end in school history to be selected in the first round of the NFL Draft.

2020 SEASON: At Minnesota (Sept. 13): Started and played 32 snaps, helping clear holes for the Packers to rush for 158 yards on 32 carries (4.9 avg.).

REGULAR SEASON COMPARISON: RECEIVING - DETROIT LIONS

DATE	OPP	W/L	GP/GS	REC	YDS	AVG	TD	LG	TGTS	YAC
11/9/08	JAX @ DET	W	S	4	64	16.0	0	29	0	0
11/4/12	JAX vs. DET	L	S	4	41	10.3	0	20	6	21
11/20/16	JAX @ DET	L	S	2	16	8.0	0	15	2	17
10/14/19	GB vs. DET	W	P	2	50	25.0	0	25	2	5
12/29/19	GB @ DET	W	P	1	12	12.0	0	12	1	12
TOTALS		**3/2**	**5/3**	**13**	**183**	**14.1**	**0**	**29**	**11**	**55**

MARCEDES LEWIS' NFL REGULAR SEASON RUSHING/RECEIVING STATISTICS

		RECEIVING							RUSHING				
DATE	TEAM	GP	GS	NO.	YDS	AVG	LG	TD	NO.	YDS.	AVG.	LG	TD
2006	Jaguars	15	3	13	126	9.7	31	1	0	0	0.0	0	0
2007	Jaguars	16	16	37	391	10.6	25	2	0	0	0.0	0	0
2008	Jaguars	16	16	41	489	11.9	30t	2	0	0	0.0	0	0
2009	Jaguars	15	15	32	518	16.2	47	2	0	0	0.0	0	0
2010	Jaguars	16	16	58	700	12.1	42t	10	0	0	0.0	0	0
2011	Jaguars	15	15	39	460	11.8	62	0	0	0	0.0	0	0
2012	Jaguars	16	15	52	540	10.4	26	4	0	0	0.0	0	0
2013	Jaguars	11	11	25	359	14.4	41	4	0	0	0.0	0	0
2014	Jaguars	8	8	18	206	11.4	63t	2	0	0	0.0	0	0
2015	Jaguars	16	16	16	226	14.1	45	0	0	0	0.0	0	0
2016	Jaguars	10	10	20	169	8.5	37	1	0	0	0.0	0	0
2017	Jaguars	16	16	24	318	13.3	37	5	0	0	0.0	0	0
2018	Packers	16	4	3	39	13.0	30	0	0	0	0.0	0	0
2019	Packers	16	11	15	156	10.4	25	1	0	0	0.0	0	0
2020	Packers	1	1	0	0	0.0	0	0	0	0	0.0	0	0
NFL TOTALS		**203**	**173**	**393**	**4,697**	**12.0**	**63t**	**34**	**0**	**0**	**0.0**	**0**	**0**

MARCEDES LEWIS' NFL POSTSEASON RUSHING/RECEIVING STATISTICS

				RECEIVING					RUSHING				
DATE	TEAM	GP	GS	NO.	YDS	AVG	LG	TD	NO.	YDS.	AVG.	LG	TD
2007	Jaguars	2	2	6	90	15.0	34	0	0	0	0.0	0	0
2017	Jaguars	3	3	4	21	5.3	16	1	0	0	0.0	0	0
2019	Packers	2	2	2	14	7.0	11	0	0	0	0.0	0	0
NFL TOTALS		**7**	**7**	**12**	**125**	**10.4**	**34**	**1**	**0**	**0**	**0.0**	**0**	**0**

MARCEDES LEWIS' NFL REGULAR SEASON RETURN STATISTICS

		KICKOFF RETURNS					PUNT RETURNS					
DATE	TEAM	RET.	YDS.	AVG.	LG	TD	NO.	FC	YDS	AVG	LG	TD
2006	Jaguars	0	0	0.0	0	0	0	0	0	0.0	0	0
2007	Jaguars	0	0	0.0	0	0	0	0	0	0.0	0	0
2008	Jaguars	0	0	0.0	0	0	0	0	0	0.0	0	0
2009	Jaguars	0	0	0.0	0	0	0	0	0	0.0	0	0
2010	Jaguars	0	0	0.0	0	0	0	0	0	0.0	0	0
2011	Jaguars	0	0	0.0	0	0	0	0	0	0.0	0	0
2012	Jaguars	0	0	0.0	0	0	0	0	0	0.0	0	0
2013	Jaguars	0	0	0.0	0	0	0	0	0	0.0	0	0
2014	Jaguars	0	0	0.0	0	0	0	0	0	0.0	0	0
2015	Jaguars	0	0	0.0	0	0	0	0	0	0.0	0	0
2016	Jaguars	0	0	0.0	0	0	0	0	0	0.0	0	0
2017	Jaguars	0	0	0.0	0	0	0	0	0	0.0	0	0
2018	Packers	0	0	0.0	0	0	0	0	0	0.0	0	0
2019	Packers	0	0	0.0	0	0	0	0	0	0.0	0	0
2020	Packers	0	0	0.0	0	0	0	0	0	0.0	0	0
NFL TOTALS		**0**	**0**	**0.0**	**0**	**0**	**0**	**0**	**0**	**0.0**	**0**	**0**

MARCEDES LEWIS' NFL POSTSEASON RETURN STATISTICS

		KICKOFF RETURNS					PUNT RETURNS					
DATE	TEAM	RET.	YDS.	AVG.	LG	TD	NO.	FC	YDS	AVG	LG	TD
2007	Jaguars	0	0	0.0	0	0	0	0	0	0.0	0	0
2017	Jaguars	0	0	0.0	0	0	0	0	0	0.0	0	0
2019	Packers	0	0	0.0	0	0	0	0	0	0.0	0	0
NFL TOTALS		**0**	**0**	**0.0**	**0**	**0**	**0**	**0**	**0**	**0.0**	**0**	**0**

SINGLE-GAME HIGHS: RUSHING/RECEIVING

Receptions
7 at Tennessee Titans, Dec 30, 2012
7 at Cleveland Browns, Nov 20, 2011

Receiving Yards
103 at Tennessee Titans, Dec 30, 2012
77 vs. Tampa Bay Buccaneers, Dec 11, 2011

Longest Receptions
63t at Washington Redskins, Sep 14, 2014
62 vs. Tampa Bay Buccaneers, Dec 11, 2011

Receiving TDs
3 vs. Baltimore Ravens, Sep 24, 2017
2 at Houston Texans, Nov 18, 2012
...3 more at 2.

All-purpose yards
103 at Tennessee Titans, Dec 30, 2012
77 vs. Tampa Bay Buccaneers, Dec 11, 2011

Miscellaneous Tackles
1 vs. Philadelphia Eagles, Sep 26, 2019
1 vs. Tennessee Titans, Dec 22, 2013
...10 more at 1.

Most TDs
3 vs. Baltimore Ravens, Sep 24, 2017
2 at Houston Texans, Nov 18, 2012
...3 more at 2.

SINGLE-GAME HIGHS - POSTSEASON: RUSHING/RECEIVING

Receptions
4 at New England Patriots, Jan 12, 2008
3 vs. Buffalo Bills, Jan 07, 2018

Receiving Yards
74 at New England Patriots, Jan 12, 2008
17 vs. Buffalo Bills, Jan 07, 2018

Longest Receptions
34 at New England Patriots, Jan 12, 2008
23 at New England Patriots, Jan 12, 2008

Receiving TDs
1 at New England Patriots, Jan 21, 2018

All-purpose yards
74 at New England Patriots, Jan 12, 2008
17 vs. Buffalo Bills, Jan 07, 2018

Most TDs
1 at New England Patriots, Jan 21, 2018

100-YARD RECEIVING GAMES (1): REGULAR SEASON

DATE	TEAM	NO.	YDS.	AVG.	LG	TD
12/30/12	at Titans	7	103	14.7	25	0

2020 GAME-BY-GAME REGULAR SEASON STATISTICS (PACKERS)

			RECEIVING					RUSHING						
DATE	OPPONENT	P/S	NO	YDS	AVG	LG	TD	NO	YDS	AVG	LG	TD	W/L	SCORE
09/13	at Vikings	S	0	0	0.0	0	0	0	0	0.0	0	0	W	43-34
2020 TOTALS		**1-1**	**0**	**0**	**0.0**	**0**	**0**	**0**	**0**	**0.0**	**0**	**0**	**1-0**	

2019 GAME-BY-GAME REGULAR SEASON STATISTICS (PACKERS)

			RECEIVING					RUSHING						
DATE	OPPONENT	P/S	NO	YDS	AVG	LG	TD	NO	YDS	AVG	LG	TD	W/L	SCORE
09/05	at Bears	S	2	14	7.0	9	0	0	0	0.0	0	0	W	10-3
09/15	Vikings	S	0	0	0.0	0	0	0	0	0.0	0	0	W	21-16
09/22	Broncos	S	1	19	19.0	19	0	0	0	0.0	0	0	W	27-16
09/26	Eagles	P	2	19	9.5	10	0	0	0	0.0	0	0	L	27-34
10/06	at Cowboys	P	2	17	8.5	15	0	0	0	0.0	0	0	W	34-24
10/14	Lions	P	2	50	25.0	25	0	0	0	0.0	0	0	W	23-22
10/20	Raiders	S	0	0	0.0	0	0	0	0	0.0	0	0	W	42-24
10/27	at Chiefs	S	1	11	11.0	11	0	0	0	0.0	0	0	W	31-24
11/03	at Chargers	P	0	0	0.0	0	0	0	0	0.0	0	0	L	11-26
11/10	Panthers	S	0	0	0.0	0	0	0	0	0.0	0	0	W	24-16
11/24	at 49ers	S	0	0	0.0	0	0	0	0	0.0	0	0	L	8-37
12/01	at Giants	S	1	1	1.0	1t	1	0	0	0.0	0	0	W	31-13
12/08	Washington	S	1	5	5.0	5	0	0	0	0.0	0	0	W	20-15
12/15	Bears	S	1	6	6.0	6	0	0	0	0.0	0	0	W	21-13
12/23	at Vikings	S	1	2	2.0	2	0	0	0	0.0	0	0	W	23-10
12/29	at Lions	P	1	12	12.0	12	0	0	0	0.0	0	0	W	23-20
2019 TOTALS		**16-11**	**15**	**156**	**10.4**	**25**	**1**	**0**	**0**	**0.0**	**0**	**0**	**13-3**	

2019 GAME-BY-GAME POSTSEASON STATISTICS (PACKERS)

			RECEIVING					RUSHING						
DATE	OPPONENT	P/S	NO	YDS	AVG	LG	TD	NO	YDS	AVG	LG	TD	W/L	SCORE
01/12	Seahawks	S	0	0	0.0	0	0	0	0	0.0	0	0	W	28-23
01/19	at 49ers	S	2	14	7.0	11	0	0	0	0.0	0	0	L	20-37
2019 TOTALS		**2-2**	**2**	**14**	**7.0**	**11**	**0**	**0**	**0**	**0.0**	**0**	**0**	**1-1**	

Ht: 6-3 | Wt: 301 | Born: July 27, 1991 | NFL Games Played/Started: 87/87 | Acquired: D5a-14

AT A GLANCE ...

- Has started at center in all 87 contests he has played in since entering the league in 2014. Currently has a streak of 58 consecutive regular-season games started.
- Has helped the offense average 4.49 yards per carry since entering the NFL in 2014, which ranks No. 4 in the league over that span.
- Was the only player on offense to play every snap for the Packers in 2018, the third time in his career that he played 100 percent of the offensive snaps in a season (2014, 2017).
- Started all 16 games in 2018 and was named a Pro Bowl alternate for the first time in his career as he helped the Packers rank No. 2 in the NFL in yards per carry (5.01) and giveaways (15) and No. 1 in rushing first-down percentage (29.4).
- Started every game in 2014, becoming the first rookie center to open every game for the Packers since the league went to a 16-game schedule in 1978.
- Was named to the PFWA's All-Rookie team in 2014, the first Green Bay center to be honored since its inception in 1974.
- Became the first Green Bay rookie to start at center in the season opener since the 1970 AFL-NFL merger.
- Was named first-team All-Big Ten by both the coaches and the media as a senior in 2013, helping Ohio State rank No. 5 in the nation in rushing (308.6 yards per game). Was part of a Buckeyes team that won 24 consecutive games from 2012-13.

2020 SEASON: At Minnesota (Sept. 13): Started at C and played all 78 snaps, helping the Packers register their first zero-sack game against the Vikings since Oct. 24, 2010, and their first game in franchise history with 40-plus points, 500-plus yards, 30-plus first downs and no turnovers. Blocked for QB Aaron Rodgers as he connected on 32 of 44 passes for 364 yards and four TDs with no INTs for a 127.5 rating.

COREY LINSLEY'S NFL REGULAR SEASON STATISTICS

DATE	TEAM	GP	GS
2014	Packers	16	16
2015	Packers	13	13
2016	Packers	9	9
2017	Packers	16	16
2018	Packers	16	16
2019	Packers	16	16
2020	Packers	1	1
NFL TOTALS		**87**	**87**

COREY LINSLEY'S NFL POSTSEASON STATISTICS

DATE	TEAM	GP	GS
2014	Packers	2	2
2015	Packers	2	2
2016	Packers	3	3
2019	Packers	2	2
NFL TOTALS		**9**	**9**

2020 GAME-BY-GAME REGULAR SEASON STATISTICS (PACKERS)

DATE	OPPONENT	P/S		W/L	SCORE
09/13	at Vikings	S		W	43-34
2020 TOTALS		**1-1**		**1-0**	



Ht: 6-4 | Wt: 219 | Born: November 2, 1998 | Acquired: D1-20

AT A GLANCE ...

- Finished his career at Utah State ranked No. 2 in school history in passing yards (8,600), completions (689) and attempts (1,125), tied for No. 2 in TD passes (60), and No. 3 in completion percentage (61.2) despite playing just three seasons.
- Set school career records for total offense (9,003 yards), 300-yard passing games (12) and completions of 80-plus yards (four).
- Earned honorable mention All-Mountain West recognition as a junior in 2019 after setting a single-season school record with 293 completions and posting 3,402 passing yards, the second most in a season in school history.
- As a sophomore in 2018, set Utah State single-season records for TD passes (32), passing yards (3,567) and 300-yard passing games (seven).
- Became just the fifth Utah State player in school history to be selected in the first round of the NFL draft, joining Bill Munson (L.A. Rams, 1964, No. 7 overall) as the only QBs in school history to be picked in the first round.
- Became the ninth QB in franchise history and the fourth since the 1970 AFL-NFL merger to be selected in the first round by the Packers.
- Was named the California Interscholastic Foundation (CIF) Division 1 Valley League Offensive Player of the Year by the *Bakersfield Californian* and earned all-area co-MVP honors as a senior in 2015 at Liberty High School in Bakersfield, Calif.

CAREER HIGHLIGHTS

- *Selected by the Packers in the first round (No. 26 overall) of the 2020 NFL Draft, a pick obtained from the Miami Dolphins in exchange for Green Bay's first-round pick (No. 30 overall) and its fourth-round selection (No. 136).*
- *Became just the fifth Utah State player in school history to be selected in the first round of the NFL draft, joining Bill Munson (L.A. Rams, 1964, No. 7 overall) as the only QBs in school history to be picked in the first round.*
- *Became the ninth QB in franchise history and the fourth since the 1970 AFL-NFL merger to be selected in the first round by the Packers.*
- *Joined Utah's Alex Smith (No. 1 overall by San Francisco in 2005) and Wyoming's Josh Allen (No. 7 overall by Buffalo in 2018) as the only QBs in Mountain West Conference history to be selected in the first round.*
- *Finished his career at Utah State ranked No. 2 in school history in passing yards (8,600), completions (689) and attempts (1,125), tied for No. 2 in TD passes (60) and No. 3 in completion percentage (61.2) despite playing just three seasons.*
- *Set school career records for total offense (9,003 yards), 300-yard passing games (12) and completions of 80-plus yards (four).*
- *Earned honorable mention All-Mountain West recognition as a junior in 2019 after setting a single-season school record with 293 completions and posting 3,402 passing yards, the second most in a season in school history.*
- *As a sophomore in 2018, set Utah State single-season records for TD passes (32), passing yards (3,567) and 300-yard passing games (seven).*
- *Appeared in 12 games and started the final six contests of the season as a redshirt freshman, setting a single-season school record for passing yards (1,631) by a freshman.*
- *Was named the California Interscholastic Foundation (CIF) Division 1 Valley League Offensive Player of the Year by the Bakersfield Californian and earned all-area co-MVP honors as a senior in 2015 at Liberty High School in Bakersfield, Calif.*
- *As a senior at Liberty High, threw for 2,148 yards and 24 TDs while rushing for 806 yards and eight TDs as he led the Lions to their first-ever Central Section Division I title.*
- *Earned his degree in human movement science.*

2020 SEASON: At Minnesota (Sept. 13): Inactive (third QB).

2020 GAME-BY-GAME REGULAR SEASON STATISTICS (PACKERS)

			PASSING											RUSHING					
DATE	OPPONENT	P/S	ATT	CMP	YDS	PCT	Y/A	Y/C	TD	INT	LG	SK/YD	RATE	ATT	YDS	LG	TD	W/L	SCORE
09/13	at Vikings		ON INACTIVE LIST															W	43-34
2020 TOTALS		**0-0**	**0**	**0**	**0**	**0.0**	**0.0**	**0.0**	**0**	**0**	**0**	**0/0**	**0.0**	**0**	**0**	**0**	**0**	**1-0**	

Ht: 6-6 | Wt: 296 | Born: June 9, 1994 | NFL Games Played/Started: 64/36 | Acquired: D4b-16

AT A GLANCE ...

- Has only missed one game in his first five seasons, appearing in 64 regular-season contests with 36 starts.
- Started all 16 games for the first time in his career in 2019 and recorded a career-high 62 tackles (33 solo), his first career interception, and also started both playoff games.
- Saw action in all 16 contests and made eight starts in 2018, setting career highs in solo tackles (39), sacks (three) and passes defensed (four) while also registering the first forced fumble of his career.
- Played in all 16 games with 11 starts in 2017 and registered 34 tackles (22 solo), two sacks, seven tackles for a loss, a fumble recovery for a touchdown, two passes defensed, eight quarterback hits and six QB pressures.
- Saw action in 15 games as a rookie in 2016 and registered 14 tackles (eight solo), two sacks, three tackles for a loss, nine QB pressures and three QB hits. Also appeared in all three postseason contests and recorded two tackles (one solo) and a QB pressure.
- Played in 48 games with 33 starts for Northwestern and registered 134 tackles (83 solo), 31½ tackles for a loss, 12½ sacks, three interceptions (one returned for a TD), 21 passes defensed, three fumble recoveries and three forced fumbles.

2020 SEASON: At Minnesota (Sept. 13): Started his 25th consecutive game (including the postseason) and led the defensive line with 39 defensive snaps played while also appearing on eight plays on special teams.

REGULAR SEASON COMPARISON: DEFENSIVE - DETROIT LIONS

										TACKLES			MISC		
DATE	OPP	W/L	GP/GS	TOT	SOLO	ASST	SACK	YDS	INT	TFL	PD	QBH	TD	FF	FR
9/25/16	GB vs. DET	W	P	2	2	0	0.0	0	0	1	0	0	0	0	0
1/1/17	GB @ DET	W	P	2	2	0	0.0	0	0	0	0	0	0	0	0
11/6/17	GB vs. DET	L	P	2	2	0	0.5	4	0	1	0	1	0	0	0
12/31/17	GB @ DET	L	P	3	2	1	0.0	0	0	0	0	0	0	0	0
10/7/18	GB @ DET	L	P	6	3	3	0.0	0	0	0	0	0	0	0	0
12/30/18	GB vs. DET	L	S	5	4	1	0.0	0	0	0	2	0	0	0	0
10/14/19	GB vs. DET	W	S	4	4	0	0.0	0	0	0	0	0	0	0	0
12/29/19	GB @ DET	W	S	3	2	1	0.0	0	0	0	0	0	0	0	0
TOTALS		**4/4**	**8/3**	**27**	**21**	**6**	**0.5**	**4**	**0**	**2**	**2**	**1**	**0**	**0**	**0**

DEAN LOWRY'S NFL REGULAR SEASON DEFENSIVE STATISTICS

				TACKLES								INTERCEPTIONS					O. FUMB			ST				MISC	
DATE	TEAM	GP	GS	TK	S	A	TFL	YDS	SK	YDS	QBH	NO	YDS	LG	TD	PD	FF	FR	YDS	TK	S	A	FF	FR	S	A
2016	Packers	15	0	14	8	6	3	20	2.0	19.0	2	0	0	0	0	1	0	0	0	0	0	0	0	0	0	0
2017	Packers	16	11	34	22	12	5	28	2.0	21.0	5	0	0	0	0	2	0	1	62	0	0	0	0	0	0	0
2018	Packers	16	8	57	39	18	6	27	3.0	23.0	4	0	0	0	0	4	1	1	0	0	0	0	0	0	0	0
2019	Packers	16	16	62	33	29	5	2	0.0	0.0	9	1	7	7	0	2	0	1	0	0	0	0	0	0	0	0
2020	Packers	1	1	0	0	0	0	0	0.0	0.0	0	0	0	0	0	0	0	0	0	0	0	0	0	0	0	0
NFL TOTALS		**64**	**36**	**167**	**102**	**65**	**19**	**77**	**7.0**	**63.0**	**20**	**1**	**7**	**7**	**0**	**9**	**1**	**3**	**62**	**0**	**0**	**0**	**0**	**0**	**0**	**0**

DEAN LOWRY'S NFL POSTSEASON DEFENSIVE STATISTICS

				TACKLES								INTERCEPTIONS					O. FUMB			ST				MISC	
DATE	TEAM	GP	GS	TK	S	A	TFL	YDS	SK	YDS	QBH	NO	YDS	LG	TD	PD	FF	FR	YDS	TK	S	A	FF	FR	S	A
2016	Packers	3	0	2	1	1	0	0	0.0	0.0	0	0	0	0	0	0	0	0	0	0	0	0	0	0	0	0
2019	Packers	2	2	5	2	3	0	0	0.0	0.0	0	0	0	0	0	0	0	0	0	0	0	0	0	0	0	0
NFL TOTALS		**5**	**2**	**7**	**3**	**4**	**0**	**0**	**0.0**	**0.0**	**0**	**0**	**0**	**0**	**0**	**0**	**0**	**0**	**0**	**0**	**0**	**0**	**0**	**0**	**0**	**0**

SINGLE-GAME HIGHS: DEFENSIVE

Total Tackles	9 vs. Denver Broncos, Sep 22, 2019 7 at Minnesota Vikings, Dec 23, 2019
Sacks	1.0 vs. Arizona Cardinals, Dec 02, 2018 1.0 at Minnesota Vikings, Nov 25, 2018 ...4 more at 1.0.
Passes Defensed	2 vs. Detroit Lions, Dec 30, 2018 1 at Minnesota Vikings, Dec 23, 2019 ...6 more at 1.
Forced Fumbles	1 at Chicago Bears, Dec 16, 2018
Fumble Recoveries	1 vs. Minnesota Vikings, Sep 15, 2019 1 at Chicago Bears, Dec 16, 2018 ...1 more at 1.
Tackles For Loss	3 vs. Denver Broncos, Sep 22, 2019 2 at Minnesota Vikings, Nov 25, 2018 ...1 more at 2.
Interceptions	1 vs. Chicago Bears, Dec 15, 2019
Interception Return Yards	7 vs. Chicago Bears, Dec 15, 2019

SINGLE-GAME HIGHS - POSTSEASON: DEFENSIVE

Total Tackles	4 vs. Seattle Seahawks, Jan 12, 2020 1 at San Francisco 49ers, Jan 19, 2020 ...2 more at 1.

2020 GAME-BY-GAME REGULAR SEASON STATISTICS (PACKERS)

			TACKLES								INTERCEPTIONS					O. FUMB			ST					MISC			
DATE	OPPONENT	P/S	TK	S	A	SK	YDS	TFL	YDS	QBH	NO	YDS	LG	TD	PD	FF	FR	YDS	TK	S	A	FF	FR	S	A	W/L	SCORE
09/13	at Vikings	S	0	0	0	0.0	0.0	0	0	0	0	0	0	0	0	0	0	0	0	0	0	0	0	0	0	W	43-34
2020 TOTALS		**1-1**	**0**	**0**	**0**	**0.0**	**0.0**	**0**	**0**	**0**	**0**	**0**	**0**	**0**	**0**	**0**	**0**	**0**	**0**	**0**	**0**	**0**	**0**	**0**	**0**	**1-0**	

2019 GAME-BY-GAME REGULAR SEASON STATISTICS (PACKERS)

			TACKLES								INTERCEPTIONS					O. FUMB			ST					MISC			
DATE	OPPONENT	P/S	TK	S	A	SK	YDS	TFL	YDS	QBH	NO	YDS	LG	TD	PD	FF	FR	YDS	TK	S	A	FF	FR	S	A	W/L	SCORE
09/05	at Bears	S	4	1	3	0.0	0.0	0	0	1	0	0	0	0	0	0	0	0	0	0	0	0	0	0	0	W	10-3
09/15	Vikings	S	3	1	2	0.0	0.0	1	2	1	0	0	0	0	0	0	1	0	0	0	0	0	0	0	0	W	21-16
09/22	Broncos	S	9	5	4	0.0	0.0	3	0	1	0	0	0	0	0	0	0	0	0	0	0	0	0	0	0	W	27-16
09/26	Eagles	S	3	3	0	0.0	0.0	0	0	2	0	0	0	0	0	0	0	0	0	0	0	0	0	0	0	L	27-34
10/06	at Cowboys	S	2	2	0	0.0	0.0	0	0	1	0	0	0	0	0	0	0	0	0	0	0	0	0	0	0	W	34-24
10/14	Lions	S	4	4	0	0.0	0.0	0	0	0	0	0	0	0	0	0	0	0	0	0	0	0	0	0	0	W	23-22
10/20	Raiders	S	2	2	0	0.0	0.0	0	0	0	0	0	0	0	0	0	0	0	0	0	0	0	0	0	0	W	42-24
10/27	at Chiefs	S	3	2	1	0.0	0.0	0	0	2	0	0	0	0	0	0	0	0	0	0	0	0	0	0	0	W	31-24
11/03	at Chargers	S	3	0	3	0.0	0.0	0	0	1	0	0	0	0	0	0	0	0	0	0	0	0	0	0	0	L	11-26
11/10	Panthers	S	5	3	2	0.0	0.0	0	0	0	0	0	0	0	0	0	0	0	0	0	0	0	0	0	0	W	24-16
11/24	at 49ers	S	2	1	1	0.0	0.0	0	0	0	0	0	0	0	0	0	0	0	0	0	0	0	0	0	0	L	8-37
12/01	at Giants	S	6	4	2	0.0	0.0	1	0	0	0	0	0	0	0	0	0	0	0	0	0	0	0	0	0	W	31-13
12/08	Washington	S	5	1	4	0.0	0.0	0	0	0	0	0	0	0	0	0	0	0	0	0	0	0	0	0	0	W	20-15
12/15	Bears	S	1	0	1	0.0	0.0	0	0	0	1	7	7	0	1	0	0	0	0	0	0	0	0	0	0	W	21-13
12/23	at Vikings	S	7	2	5	0.0	0.0	0	0	0	0	0	0	0	1	0	0	0	0	0	0	0	0	0	0	W	23-10
12/29	at Lions	S	3	2	1	0.0	0.0	0	0	0	0	0	0	0	0	0	0	0	0	0	0	0	0	0	0	W	23-20
2019 TOTALS		**16-16**	**62**	**33**	**29**	**0.0**	**0.0**	**5**	**2**	**9**	**1**	**7**	**7**	**0**	**2**	**0**	**1**	**0**	**0**	**0**	**0**	**0**	**0**	**0**	**0**	**13-3**	

2019 GAME-BY-GAME POSTSEASON STATISTICS (PACKERS)

			TACKLES								INTERCEPTIONS					O. FUMB			ST					MISC			
DATE	OPPONENT	P/S	TK	S	A	SK	YDS	TFL	YDS	QBH	NO	YDS	LG	TD	PD	FF	FR	YDS	TK	S	A	FF	FR	S	A	W/L	SCORE
01/12	Seahawks	S	4	2	2	0.0	0.0	0	0	0	0	0	0	0	0	0	0	0	0	0	0	0	0	0	0	W	28-23
01/19	at 49ers	S	1	0	1	0.0	0.0	0	0	0	0	0	0	0	0	0	0	0	0	0	0	0	0	0	0	L	20-37
2019 TOTALS		**2-2**	**5**	**2**	**3**	**0.0**	**0.0**	**0**	**0**	**0**	**0**	**0**	**0**	**0**	**0**	**0**	**0**	**0**	**0**	**0**	**0**	**0**	**0**	**0**	**0**	**1-1**	

PARRY NICKERSON

35 CORNERBACK
TULANE

Third NFL Season | First Packers Season

Ht: 5-10 | Wt: 182 | Born: October 11, 1994 | NFL Games Played/Started: 20/3 | Acquired: FA-20

AT A GLANCE ...

- *A third-year player out of Tulane University, was originally drafted by the New York Jets in the sixth round (No. 179 overall) of the 2018 NFL Draft.*
- *Was traded on Aug. 31, 2019, to the Seattle Seahawks.*
- *Spent part of last season on the practice squads of the Seahawks and Jacksonville Jaguars before being promoted to the Jaguars' active roster, where he went on to play in four games with one start.*
- *As a rookie, played in 16 games with two starts for the Jets, recording 19 tackles (16 solo) and a pass defensed.*

2020 SEASON: Signed with Green Bay on Sept. 7...**At Minnesota (Sept. 13):** Inactive (healthy scratch).

REGULAR SEASON COMPARISON: DEFENSIVE - DETROIT LIONS

										TACKLES			MISC		
DATE	OPP	W/L	GP/GS	TOT	SOLO	ASST	SACK	YDS	INT	TFL	PD	QBH	TD	FF	FR
9/10/18	NYJ @ DET	W	P	1	1	0	0.0	0	0	0	0	0	0	0	0
TOTALS		**1/0**	**1/0**	**1**	**1**	**0**	**0.0**	**0**	**0**	**0**	**0**	**0**	**0**	**0**	**0**

PARRY NICKERSON'S NFL REGULAR SEASON DEFENSIVE STATISTICS

				TACKLES							INTERCEPTIONS					O. FUMB			ST					MISC	
DATE	TEAM	GP	GS	TK	S	A	TFL	YDS	SK	YDS	QBH	NO	YDS	LG	TD	PD	FF	FR	YDS	TK	S	A	FF	FR	S	A
2018	Jets	16	2	19	16	3	1	7	0.0	0.0	0	0	0	0	0	1	0	0	0	2	2	0	0	0	0	0
2019	Jaguars	4	1	3	2	1	0	0	0.0	0.0	0	0	0	0	0	0	0	0	0	3	2	1	0	0	0	0
NFL TOTALS		**20**	**3**	**22**	**18**	**4**	**1**	**7**	**0.0**	**0.0**	**0**	**0**	**0**	**0**	**0**	**1**	**0**	**0**	**0**	**5**	**4**	**1**	**0**	**0**	**0**	**0**

SINGLE-GAME HIGHS: DEFENSIVE

Total Tackles 6 vs. Minnesota Vikings, Oct 21, 2018
6 vs. Denver Broncos, Oct 07, 2018
Passes Defensed 1 vs. Indianapolis Colts, Oct 14, 2018

Tackles For Loss 1 vs. Minnesota Vikings, Oct 21, 2018
Special Teams Tackles 2 at Atlanta Falcons, Dec 22, 2019
1 at Oakland Raiders, Dec 15, 2019
...2 more at 1.

2020 GAME-BY-GAME REGULAR SEASON STATISTICS (PACKERS)

			TACKLES								INTERCEPTIONS					O. FUMB			ST					MISC			
DATE	OPPONENT	P/S	TK	S	A	SK	YDS	TFL	YDS	QBH	NO	YDS	LG	TD	PD	FF	FR	YDS	TK	S	A	FF	FR	S	A	W/L	SCORE
09/13	at Vikings		ON INACTIVE LIST																							W	43-34
2020 TOTALS			**0**	**0**	**0**	**0.0**	**0.0**	**0**	**0**	**0**	**0**	**0**	**0**	**0**	**0**	**0**	**0**	**0**	**0**	**0**	**0**	**0**	**0**	**0**	**0**	**1-0**	

2019 GAME-BY-GAME REGULAR SEASON STATISTICS (SEAHAWKS/JAGUARS)

			TACKLES								INTERCEPTIONS					O. FUMB			ST					MISC			
DATE	OPPONENT	P/S	TK	S	A	SK	YDS	TFL	YDS	QBH	NO	YDS	LG	TD	PD	FF	FR	YDS	TK	S	A	FF	FR	S	A	W/L	SCORE
09/08	Bengals		NOT ON ROSTER																							W	21-20
09/15	at Steelers		PRACTICE SQUAD																							W	28-26
09/22	Saints		PRACTICE SQUAD																							L	27-33
09/29	at Cardinals		PRACTICE SQUAD																							W	27-10
10/03	Rams		PRACTICE SQUAD																							W	30-29
10/13	at Browns		PRACTICE SQUAD																							W	32-28
10/20	at Bengals		INACTIVE																							W	27-17
11/03	Texans		PRACTICE SQUAD																							L	3-26
12/08	Chargers	P	0	0	0	0.0	0.0	0	0	0	0	0	0	0	0	0	0	0	0	0	0	0	0	0	0	L	10-45
12/15	at Raiders	P	0	0	0	0.0	0.0	0	0	0	0	0	0	0	0	0	0	0	1	1	0	0	0	0	0	W	20-16
12/22	at Falcons	P	0	0	0	0.0	0.0	0	0	0	0	0	0	0	0	0	0	0	2	1	1	0	0	0	0	L	12-24
12/29	Colts	S	3	2	1	0.0	0.0	0	0	0	0	0	0	0	0	0	0	0	0	0	0	0	0	0	0	W	38-20
2019 TOTALS		**4-1**	**3**	**2**	**1**	**0.0**	**0.0**	**0**	**0**	**0**	**0**	**0**	**0**	**0**	**0**	**0**	**0**	**0**	**3**	**2**	**1**	**0**	**0**	**0**	**0**	**8-4**	



Ht: 6-7 | Wt: 314 | Born: January 2, 1996 | NFL Games Played/Started: 1/0 | Acquired: FA-19

AT A GLANCE ...

- Was inactive for three games for the Packers in 2019 before being placed on injured reserve (elbow) on Dec. 21. Was signed to the active roster from the practice squad on Nov. 26, 2019 after spending the first 11 weeks of the season on the practice squad.
- Signed by Green Bay as an undrafted free agent on May 3, 2019.
- Played in 45 games with 32 starts over four seasons (2015-18) at Virginia Tech, lining up as a starter at left tackle for two seasons (2016-17) before moving to right tackle for his senior season.

2020 SEASON: At Minnesota (Sept. 13): Made his NFL debut, appearing on seven plays on special teams (field goals and extra points).

YOSH NIJMAN'S NFL REGULAR SEASON STATISTICS

DATE	TEAM	GP	GS
2020	Packers	1	0
NFL TOTALS		**1**	**0**

2020 GAME-BY-GAME REGULAR SEASON STATISTICS (PACKERS)

DATE	OPPONENT	P/S		W/L	SCORE
09/13	at Vikings	P		W	43-34
2020 TOTALS		**1-0**		**1-0**	

LUCAS PATRICK

62 GUARD
DUKE

Fourth NFL Season | Fourth Packers Season

Ht: 6-3 | Wt: 313 | Born: July 30, 1993 | NFL Games Played/Started: 41/7 | Acquired: FA-16

AT A GLANCE ...

- Matched his career-high with 14 games played last season, seeing significant time at center in relief of an injured Corey Linsley in Week 5 at Dallas (55 snaps) and in Week 17 at Detroit (68 snaps).
- Made a career-best four starts in 2018, opening two games at left guard and two at right guard.
- Played in 12 games with two starts in 2017, opening at LG in Week 4 vs. Chicago and at RG in Week 17 at Detroit.
- Spent the entire 2016 season on Green Bay's practice squad. Was originally signed by the Packers as an undrafted free agent on June 1, 2016, after participating in Green Bay's rookie orientation camp that May on a tryout basis.
- Appeared in 44 career games with 26 starts at Duke, closing out his career with 21 consecutive starts at LG.
- Earned honorable mention All-Atlantic Coast Conference recognition from the Atlantic Coast Sports Media Association and the conference's coaches as a senior in 2015 after helping pave the way for an offense that averaged 192.9 rushing yards per game.

2020 SEASON: At Minnesota (Sept. 13): Started at LG, appearing on the first 32 snaps of the game before departing in the second quarter due to a shoulder injury, and did not return. Helped the offense rack up 271 total yards in the first half.

LUCAS PATRICK'S NFL REGULAR SEASON STATISTICS

DATE	TEAM	GP	GS
2017	Packers	12	2
2018	Packers	14	4
2019	Packers	14	0
2020	Packers	1	1
NFL TOTALS		**41**	**7**

LUCAS PATRICK'S NFL POSTSEASON STATISTICS

DATE	TEAM	GP	GS
2019	Packers	2	0
NFL TOTALS		**2**	**0**

2020 GAME-BY-GAME REGULAR SEASON STATISTICS (PACKERS)

DATE	OPPONENT	P/S		W/L	SCORE
09/13	at Vikings	S		W	43-34
2020 TOTALS		**1-1**		**1-0**	

RANDY RAMSEY

56 LINEBACKER
ARKANSAS

First NFL Season | First Packers Season



Ht: 6-3 | Wt: 238 | Born: September 7, 1995 | Acquired: FA-19

AT A GLANCE ...

- Spent the entire 2019 season on the Packers' practice squad after originally signing with Green Bay as an undrafted free agent on May 3, 2019.
- Played in 41 games with 22 starts over four seasons at Arkansas (2014, 2016-18), seeing action at linebacker and at defensive end. Totaled 105 tackles (54 solo), 18½ tackles for a loss, 7½ sacks, 16 QB hurries, four forced fumbles, two fumble recoveries and two passes defensed.
- Attended Dillard High School in Fort Lauderdale, Fla., where he registered 83 tackles, 34 tackles for a loss, 25 sacks and four forced fumbles as a senior in 2013. Saw time at cornerback, safety, LB and DE for the Panthers.
- *His cousin, Darius Butler, played defensive back in the NFL for nine seasons with the New England Patriots (2009-10), Carolina Panthers (2011) and Indianapolis Colts (2012-17).*

2020 SEASON: At Minnesota (Sept. 13): Inactive (groin).

2020 GAME-BY-GAME REGULAR SEASON STATISTICS (PACKERS)

			TACKLES							INTERCEPTIONS					O. FUMB			ST					MISC			
DATE	OPPONENT	P/S	TK	S	A	SK	YDS	TFL	YDS	QBH	NO	YDS	LG	TD	PD	FF	FR	YDS	TK	S	A	FF	FR	S	A	W/L	SCORE
09/13	at Vikings										ON INACTIVE LIST															W	43-34
2020 TOTALS			**0**	**0**	**0**	**0.0**	**0.0**	**0**	**0**	**0**	**0**	**0**	**0**	**0**	**0**	**0**	**0**	**0**	**0**	**0**	**0**	**0**	**0**	**0**	**0**	**1-0**	

2019 GAME-BY-GAME REGULAR SEASON STATISTICS (PACKERS)

			TACKLES							INTERCEPTIONS					O. FUMB			ST					MISC			
DATE	OPPONENT	P/S	TK	S	A	SK	YDS	TFL	YDS	QBH	NO	YDS	LG	TD	PD	FF	FR	YDS	TK	S	A	FF	FR	S	A	W/L	SCORE
09/05	at Bears										PRACTICE SQUAD															W	10-3
09/15	Vikings										PRACTICE SQUAD															W	21-16
09/22	Broncos										PRACTICE SQUAD															W	27-16
09/26	Eagles										PRACTICE SQUAD															L	27-34
10/06	at Cowboys										PRACTICE SQUAD															W	34-24
10/14	Lions										PRACTICE SQUAD															W	23-22
10/20	Raiders										PRACTICE SQUAD															W	42-24
10/27	at Chiefs										PRACTICE SQUAD															W	31-24
11/03	at Chargers										PRACTICE SQUAD															L	11-26
11/10	Panthers										PRACTICE SQUAD															W	24-16
11/24	at 49ers										PRACTICE SQUAD															L	8-37
12/01	at Giants										PRACTICE SQUAD															W	31-13
12/08	Washington										PRACTICE SQUAD															W	20-15
12/15	Bears										PRACTICE SQUAD															W	21-13
12/23	at Vikings										PRACTICE SQUAD															W	23-10
12/29	at Lions										PRACTICE SQUAD															W	23-20
2019 TOTALS			**0**	**0**	**0**	**0.0**	**0.0**	**0**	**0**	**0**	**0**	**0**	**0**	**0**	**0**	**0**	**0**	**0**	**0**	**0**	**0**	**0**	**0**	**0**	**0**	**13-3**	

2019 GAME-BY-GAME POSTSEASON STATISTICS (PACKERS)

			TACKLES							INTERCEPTIONS					O. FUMB			ST					MISC			
DATE	OPPONENT	P/S	TK	S	A	SK	YDS	TFL	YDS	QBH	NO	YDS	LG	TD	PD	FF	FR	YDS	TK	S	A	FF	FR	S	A	W/L	SCORE
01/12	Seahawks										PRACTICE SQUAD															W	28-23
01/19	at 49ers										PRACTICE SQUAD															L	20-37
2019 TOTALS			**0**	**0**	**0**	**0.0**	**0.0**	**0**	**0**	**0**	**0**	**0**	**0**	**0**	**0**	**0**	**0**	**0**	**0**	**0**	**0**	**0**	**0**	**0**	**0**	**1-1**	



Ht: 5-11 | Wt: 186 | Born: December 28, 1993 | NFL Games Played/Started: 19/4 | Acquired: FA-18

AT A GLANCE ...

- Set career highs in 2019 in games played (13), starts (four), total tackles (30), solo tackles (23) and passes defensed (one). Also tied for the team lead with a career-best nine tackles on special teams.
- After being released by the Kansas City Chiefs following the 2018 training camp, spent Weeks 2-9 on the Packers' practice squad before being elevated to Green Bay's active roster, where he would go on to play in five games before being placed on injured reserve (shoulder) on Dec. 22, 2018.
- Spent his entire rookie season (knee) and the first eight games of his second season (ankle) on injured reserve. After being released by the San Francisco 49ers on Oct. 31, 2017, was signed to the Kansas City Chiefs' practice squad on Nov. 9, 2017, where he would finish the season.
- Was selected by the San Francisco 49ers in the third round of the 2016 NFL Draft with the No. 68 overall pick.
- Played in 27 games with seven starts in three seasons (2013-15) at Mississippi State, totaling 99 tackles (69 solo), 5½ tackles for a loss, five INTs and 13 passes defensed. Missed the second half of his senior season with a knee injury.

2020 SEASON: At Minnesota (Sept. 13): Appeared on 24 plays on defense and 18 plays on special teams, logging two tackles (both solo) on defense. Also posted one assisted special teams tackle.

REGULAR SEASON COMPARISON: DEFENSIVE - DETROIT LIONS

										TACKLES			MISC		
DATE	OPP	W/L	GP/GS	TOT	SOLO	ASST	SACK	YDS	INT	TFL	PD	QBH	TD	FF	FR
10/14/19	GB vs. DET	W	S	2	1	1	0.0	0	0	0	1	0	0	0	0
TOTALS		**1/0**	**1/1**	**2**	**1**	**1**	**0.0**	**0**	**0**	**0**	**1**	**0**	**0**	**0**	**0**

WILL REDMOND'S NFL REGULAR SEASON DEFENSIVE STATISTICS

				TACKLES								INTERCEPTIONS					O. FUMB			ST					MISC	
DATE	TEAM	GP	GS	TK	S	A	TFL	YDS	SK	YDS	QBH	NO	YDS	LG	TD	PD	FF	FR	YDS	TK	S	A	FF	FR	S	A
2018	Packers	5	0	0	0	0	0	0	0.0	0.0	0	0	0	0	0	0	0	0	0	1	1	0	0	0	0	0
2019	Packers	13	4	30	23	7	1	2	0.0	0.0	0	0	0	0	0	1	0	0	0	8	6	2	0	0	0	0
2020	Packers	1	0	2	2	0	0	0	0.0	0.0	0	0	0	0	0	0	0	0	0	1	0	1	0	0	0	0
NFL TOTALS		**19**	**4**	**32**	**25**	**7**	**1**	**2**	**0.0**	**0.0**	**0**	**0**	**0**	**0**	**0**	**1**	**0**	**0**	**0**	**10**	**7**	**3**	**0**	**0**	**0**	**0**

WILL REDMOND'S NFL POSTSEASON DEFENSIVE STATISTICS

				TACKLES								INTERCEPTIONS					O. FUMB			ST					MISC	
DATE	TEAM	GP	GS	TK	S	A	TFL	YDS	SK	YDS	QBH	NO	YDS	LG	TD	PD	FF	FR	YDS	TK	S	A	FF	FR	S	A
2019	Packers	2	0	1	1	0	0	0	0.0	0.0	0	0	0	0	0	0	0	0	0	1	1	0	0	0	0	0
NFL TOTALS		**2**	**0**	**1**	**1**	**0**	**0**	**0**	**0.0**	**0.0**	**0**	**0**	**0**	**0**	**0**	**0**	**0**	**0**	**0**	**1**	**1**	**0**	**0**	**0**	**0**	**0**

SINGLE-GAME HIGHS: DEFENSIVE

Total Tackles 8 vs. Oakland Raiders, Oct 20, 2019
8 vs. Philadelphia Eagles, Sep 26, 2019
Passes Defensed 1 vs. Detroit Lions, Oct 14, 2019

Tackles For Loss 1 at Dallas Cowboys, Oct 06, 2019
Special Teams Tackles 3 at Los Angeles Chargers, Nov 03, 2019
3 at Dallas Cowboys, Oct 06, 2019

SINGLE-GAME HIGHS - POSTSEASON: DEFENSIVE

Total Tackles 1 at San Francisco 49ers, Jan 19, 2020

Special Teams Tackles 1 at San Francisco 49ers, Jan 19, 2020

2020 GAME-BY-GAME REGULAR SEASON STATISTICS (PACKERS)

			TACKLES							INTERCEPTIONS						O. FUMB			ST					MISC			
DATE	OPPONENT	P/S	TK	S	A	SK	YDS	TFL	YDS	QBH	NO	YDS	LG	TD	PD	FF	FR	YDS	TK	S	A	FF	FR	S	A	W/L	SCORE
09/13	at Vikings	P	2	2	0	0.0	0.0	0	0	0	0	0	0	0	0	0	0	0	1	0	1	0	0	0	0	W	43-34
2020 TOTALS		**1-0**	**2**	**2**	**0**	**0.0**	**0.0**	**0**	**0**	**0**	**0**	**0**	**0**	**0**	**0**	**0**	**0**	**0**	**1**	**0**	**1**	**0**	**0**	**0**	**0**	**1-0**	

2019 GAME-BY-GAME REGULAR SEASON STATISTICS (PACKERS)

			TACKLES									INTERCEPTIONS					O. FUMB			ST					MISC			
DATE	OPPONENT	P/S	TK	S	A	SK	YDS	TFL	YDS	QBH		NO	YDS	LG	TD	PD	FF	FR	YDS	TK	S	A	FF	FR	S	A	W/L	SCORE
09/05	at Bears	P	0	0	0	0.0	0.0	0	0	0		0	0	0	0	0	0	0	0	0	0	0	0	0	0	0	W	10-3
09/15	Vikings	P	0	0	0	0.0	0.0	0	0	0		0	0	0	0	0	0	0	0	0	0	0	0	0	0	0	W	21-16
09/22	Broncos	P	4	2	2	0.0	0.0	0	0	0		0	0	0	0	0	0	0	0	0	0	0	0	0	0	0	W	27-16
09/26	Eagles	S	8	7	1	0.0	0.0	0	0	0		0	0	0	0	0	0	0	0	0	0	0	0	0	0	0	L	27-34
10/06	at Cowboys	P	5	5	0	0.0	0.0	1	2	0		0	0	0	0	0	0	0	0	3	3	0	0	0	0	0	W	34-24
10/14	Lions	S	2	1	1	0.0	0.0	0	0	0		0	0	0	0	1	0	0	0	0	0	0	0	0	0	0	W	23-22
10/20	Raiders	S	8	6	2	0.0	0.0	0	0	0		0	0	0	0	0	0	0	0	0	0	0	0	0	0	0	W	42-24
10/27	at Chiefs	S	0	0	0	0.0	0.0	0	0	0		0	0	0	0	0	0	0	0	0	0	0	0	0	0	0	W	31-24
11/03	at Chargers	P	3	2	1	0.0	0.0	0	0	0		0	0	0	0	0	0	0	0	3	2	1	0	0	0	0	L	11-26
11/10	Panthers	P	0	0	0	0.0	0.0	0	0	0		0	0	0	0	0	0	0	0	0	0	0	0	0	0	0	W	24-16
11/24	at 49ers																										L	8-37
12/01	at Giants																										W	31-13
12/08	Washington	P	0	0	0	0.0	0.0	0	0	0		0	0	0	0	0	0	0	0	2	1	1	0	0	0	0	W	20-15
12/15	Bears	P	0	0	0	0.0	0.0	0	0	0		0	0	0	0	0	0	0	0	0	0	0	0	0	0	0	W	21-13
12/23	at Vikings	P	0	0	0	0.0	0.0	0	0	0		0	0	0	0	0	0	0	0	0	0	0	0	0	0	0	W	23-10
12/29	at Lions																										W	23-20
2019 TOTALS		**13-4**	**30**	**23**	**7**	**0.0**	**0.0**	**1**	**2**	**0**		**0**	**0**	**0**	**0**	**1**	**0**	**0**	**0**	**8**	**6**	**2**	**0**	**0**	**0**	**0**	**13-3**	

2019 GAME-BY-GAME POSTSEASON STATISTICS (PACKERS)

			TACKLES								INTERCEPTIONS					O. FUMB			ST					MISC			
DATE	OPPONENT	P/S	TK	S	A	SK	YDS	TFL	YDS	QBH	NO	YDS	LG	TD	PD	FF	FR	YDS	TK	S	A	FF	FR	S	A	W/L	SCORE
01/12	Seahawks	P	0	0	0	0.0	0.0	0	0	0	0	0	0	0	0	0	0	0	0	0	0	0	0	0	0	W	28-23
01/19	at 49ers	P	1	1	0	0.0	0.0	0	0	0	0	0	0	0	0	0	0	0	1	1	0	0	0	0	0	L	20-37
2019 TOTALS		**2-0**	**1**	**1**	**0**	**0.0**	**0.0**	**0**	**0**	**0**	**0**	**0**	**0**	**0**	**0**	**0**	**0**	**0**	**1**	**1**	**0**	**0**	**0**	**0**	**0**	**1-1**	



Ht: 6-2 | Wt: 225 | Born: December 2, 1983 | NFL Games Played/Started: 182/175 | Acquired: D1-05

AT A GLANCE ...

- Ranks No. 1 in NFL history (min. 1,500 attempts) in career passer rating (102.6), interception percentage (1.38) and TD/INT ratio (4.38, 368/84).
- Has been selected to the Pro Bowl in eight of the last 11 seasons (2009, 2011-12, 2014-16, 2018-19).
- Set an NFL single-season record in 2018 with his interception percentage of 0.34 (two INTs on 597 attempts), besting the previous mark held by Chiefs QB Damon Huard (0.41 in 2006). Also set a league record in 2018 for consecutive passing attempts without an INT (402).
- Has posted eight seasons (2009, 2011-12, 2014-16, 2018-19) with 500-plus passing attempts and fewer than 10 INTs, the most in NFL history ahead of Patriots QB Tom Brady (six) and Falcons QB Matt Ryan (three).
- Has been named the NFL's Most Valuable Player by *The Associated Press* twice in his career (2011, 2014), one of only eight players in league history to win the award multiple times.
- Is one of only three QBs in NFL history with 40,000-plus passing yards and 3,000-plus rushing yards (Fran Tarkenton, John Elway).
- In 175 career regular-season starts (since 2008), has posted 61 games with 300-plus passing yards (No. 5 in the NFL over that span), 108 without an interception (No. 1, min. 15 attempts) and 91 with a 100-plus passer rating (No. 2).
- In the franchise record books, holds seven of the top eight single-season marks for passer rating (2009-14, 2016), four of the top six for passing TDs (2011-12, 2014, 2016), six of the top seven for completion percentage (2010-14, 2016) and five of the top seven for passing yards (2009, 2011, 2014, 2016, 2018).
- In 2011, set an NFL single-season record with a 122.5 passer rating and set franchise records for TD passes (45), passing yards (4,643), completion percentage (68.3), yards per attempt (9.25) and 300-yard games (eight, matched in 2014).

2020 SEASON: At Minnesota (Sept. 13): Completed 32 of 44 passes (72.7 pct.) for 364 yards and four TDs with no INTs for a 127.5 rating, just the second time in his career that he posted 30-plus completions, 350-plus passing yards, four-plus TDs and no INTs in a game (vs. Washington; Sept. 15, 2013). Became only the second NFL quarterback to hit those marks in a season opener since the 1970 AFL-NFL merger (Andrew Luck, 2016). Connected on four passes of 35-plus yards (45, 40, 39, 38), matching his single-game career high (vs. San Francisco; Dec. 5, 2010). Completed 20 passes for 337 yards and four TDs to WRs Davante Adams, Allen Lazard and Marquez Valdes-Scantling, just the second time since the NFL merger that the Packers have had a WR corps register 20-plus catches for 300-plus yards and four-plus TDs in a single game (vs. Denver; Oct. 2, 2011).

REGULAR SEASON COMPARISON: PASSING - DETROIT LIONS

DATE	OPP	W/L	GP/GS	C	ATT	YDS	AVG	TD	LG	INT	SK	SKYD	RTG
9/14/08	GB @ DET	W	S	24	38	328	8.6	3	62	0	1	4	117.0
12/28/08	GB vs. DET	W	S	21	31	308	9.9	3	71	0	4	35	132.2
10/18/09	GB vs. DET	W	S	29	37	358	9.7	2	47	1	5	30	113.7
11/26/09	GB @ DET	W	S	28	39	348	8.9	3	68	0	1	6	124.7
10/3/10	GB vs. DET	W	S	12	17	181	10.6	3	48	2	2	12	105.3
12/12/10	GB @ DET	L	S	7	11	46	4.2	0	12	1	2	18	34.7
11/24/11	GB @ DET	W	S	22	33	307	9.3	2	65	0	2	11	116.6
11/18/12	GB @ DET	W	S	19	27	236	8.7	2	40	1	3	17	106.4
12/9/12	GB vs. DET	W	S	14	24	173	7.2	0	38	0	3	25	80.7
10/6/13	GB vs. DET	W	S	20	30	274	9.1	1	83	0	1	5	106.8
9/21/14	GB @ DET	L	S	16	27	162	6.0	1	18	0	2	15	88.8
12/28/14	GB vs. DET	W	S	17	22	226	10.3	2	34	0	0	0	139.6
11/15/15	GB vs. DET	L	S	35	61	333	5.5	2	32	0	3	8	83.6
12/3/15	GB @ DET	W	S	24	36	273	7.6	2	61	1	3	27	96.2
9/25/16	GB vs. DET	W	S	15	24	205	8.5	4	49	0	2	4	129.3
1/1/17	GB @ DET	W	S	27	39	300	7.7	4	39	0	1	5	126.0
10/7/18	GB @ DET	L	S	32	52	442	8.5	3	54	0	4	19	108.0
12/30/18	GB vs. DET	L	S	3	5	26	5.2	0	16	0	1	12	73.8
10/14/19	GB vs. DET	W	S	24	39	283	7.3	2	46	1	1	6	90.0
12/29/19	GB @ DET	W	S	27	55	323	5.9	2	33	1	1	11	72.0
TOTALS		**15/5**	**20/20**	**416**	**647**	**5,132**	**7.9**	**41**	**83**	**8**	**42**	**270**	**--**

AARON RODGERS' NFL REGULAR SEASON PASSING STATISTICS

DATE	TEAM	GP	GS	ATT.	CMP.	PCT.	YDS	AVG.	TD	INT.	LG	SK	LST	RATE
2005	Packers	3	0	16	9	56.3	65	4.1	0	1	16	3	28	39.8
2006	Packers	2	0	15	6	40.0	46	3.1	0	0	16	3	18	48.2
2007	Packers	2	0	28	20	71.4	218	7.8	1	0	43	3	24	106.0
2008	Packers	16	16	536	341	63.6	4,038	7.5	28	13	71t	34	231	93.8
2009	Packers	16	16	541	350	64.7	4,434	8.2	30	7	83t	50	306	103.2
2010	Packers	15	15	475	312	65.7	3,922	8.3	28	11	86t	31	193	101.2
2011	Packers	15	15	502	343	68.3	4,643	9.2	45	6	93t	36	219	122.5
2012	Packers	16	16	552	371	67.2	4,295	7.8	39	8	73	51	293	108.0
2013	Packers	9	9	290	193	66.6	2,536	8.7	17	6	83t	21	117	104.9
2014	Packers	16	16	520	341	65.6	4,381	8.4	38	5	80t	28	174	112.2
2015	Packers	16	16	572	347	60.7	3,821	6.7	31	8	65t	46	314	92.7
2016	Packers	16	16	610	401	65.7	4,428	7.3	40	7	66t	35	246	104.2
2017	Packers	7	7	238	154	64.7	1,675	7.0	16	6	72	22	168	97.2
2018	Packers	16	16	597	372	62.3	4,442	7.4	25	2	75t	49	353	97.6
2019	Packers	16	16	569	353	62.0	4,002	7.0	26	4	74t	36	284	95.4
2020	Packers	1	1	44	32	72.7	364	8.3	4	0	45t	0	0	127.5
TOTALS		**182**	**175**	**6,105**	**3,945**	**64.6**	**47,310**	**7.7**	**368**	**84**	**93t**	**448**	**2,968**	**102.6**

AARON RODGERS' NFL POSTSEASON PASSING STATISTICS

DATE	TEAM	GP	GS	ATT.	CMP.	PCT.	YDS	AVG.	TD	INT.	LG	SK	LST	RATE
2007	Packers	1	0	0	0	0.0	0	0.0	0	0	0	0	0	0.0
2009	Packers	1	1	42	28	66.7	423	10.1	4	1	44	5	19	121.4
2010	Packers	4	4	132	90	68.2	1,094	8.3	9	2	38	8	53	109.8
2011	Packers	1	1	46	26	56.5	264	5.7	2	1	21	4	23	78.5
2012	Packers	2	2	72	49	68.1	531	7.4	3	1	44	4	33	97.6
2013	Packers	1	1	26	17	65.4	177	6.8	1	0	26	4	20	97.8
2014	Packers	2	2	69	43	62.3	494	7.2	4	2	46t	3	26	91.1
2015	Packers	2	2	80	45	56.3	471	5.9	4	1	60	2	15	84.9
2016	Packers	3	3	128	80	62.5	1,004	7.8	9	2	42t	10	79	103.8
2019	Packers	2	2	66	47	71.2	569	8.6	4	2	65	5	38	104.9
TOTALS		**19**	**18**	**661**	**425**	**64.3**	**5,027**	**7.6**	**40**	**12**	**65**	**45**	**306**	**100.0**

AARON RODGERS' NFL REGULAR SEASON RUSHING STATISTICS

DATE	TEAM	NO.	YDS.	AVG.	LG	TD
2005	Packers	2	7	3.5	8	0
2006	Packers	2	11	5.5	6	0
2007	Packers	7	29	4.1	13	0
2008	Packers	56	207	3.7	21	4
2009	Packers	58	316	5.4	35	5
2010	Packers	64	356	5.6	27	4
2011	Packers	60	257	4.3	25	3
2012	Packers	54	259	4.8	27t	2
2013	Packers	30	120	4.0	18	0
2014	Packers	43	269	6.3	19	2
2015	Packers	58	344	5.9	18	1
2016	Packers	67	369	5.5	23	4
2017	Packers	24	126	5.3	18	0
2018	Packers	43	269	6.3	23	2
2019	Packers	46	183	4.0	17	1
2020	Packers	1	2	2.0	2	0
TOTALS		**615**	**3,124**	**5.1**	**35**	**28**

AARON RODGERS' NFL POSTSEASON RUSHING STATISTICS

DATE	TEAM	NO.	YDS.	AVG.	LG	TD
2007	Packers	0	0	0.0	0	0
2009	Packers	3	13	4.3	13	1
2010	Packers	14	54	3.9	25	2
2011	Packers	7	66	9.4	16	0
2012	Packers	5	40	8.0	17	0
2013	Packers	2	11	5.5	9	0
2014	Packers	4	8	2.0	12	0
2015	Packers	3	20	6.7	19	0
2016	Packers	8	62	7.8	28	0
2019	Packers	6	14	2.3	14	0
TOTALS		**52**	**288**	**5.5**	**28**	**3**

SINGLE-GAME HIGHS: QUARTERBACK

Pass Attempts	61 vs. Detroit Lions, Nov 15, 2015 56 vs. Chicago Bears, Oct 20, 2016
Pass Completions	39 vs. Chicago Bears, Oct 20, 2016 37 at New York Jets, Dec 23, 2018
Yards Passing	480 vs. Washington, Sep 15, 2013 442 at New York Jets, Dec 23, 2018 ...1 more at 442.
TD Passes	6 vs. Chicago Bears, Nov 09, 2014 6 at Houston Texans, Oct 14, 2012
Long Passes	93t vs. St. Louis Rams, Oct 16, 2011 86t vs. Miami Dolphins, Oct 17, 2010
Completion Percentage	86.4 vs. Carolina Panthers, Oct 19, 2014 82.8 at Minnesota Vikings, Oct 27, 2013
Passer Rating	158.3 vs. Oakland Raiders, Oct 20, 2019 155.4 at Cleveland Browns, Oct 25, 2009
Rush Attempts	12 at Atlanta Falcons, Nov 28, 2010 10 at Detroit Lions, Jan 01, 2017
Rushing Yards	60 at Atlanta Falcons, Oct 30, 2016 57 at Indianapolis Colts, Oct 07, 2012
Longest Runs	35 vs. Minnesota Vikings, Nov 01, 2009 27t vs. Detroit Lions, Dec 09, 2012 ...1 more at 27.
Rushing TDs	2 at New York Jets, Dec 23, 2018 2 vs. Denver Broncos, Oct 02, 2011

SINGLE-GAME HIGHS - POSTSEASON: QUARTERBACK

Pass Attempts	46 vs. New York Giants, Jan 15, 2012 45 at Atlanta Falcons, Jan 22, 2017
Pass Completions	31 at San Francisco 49ers, Jan 19, 2020 31 at Atlanta Falcons, Jan 15, 2011
Yards Passing	423 at Arizona Cardinals, Jan 10, 2010 366 at Atlanta Falcons, Jan 15, 2011
TD Passes	4 vs. New York Giants, Jan 08, 2017 4 at Arizona Cardinals, Jan 10, 2010
Long Passes	65 at San Francisco 49ers, Jan 19, 2020 60 at Arizona Cardinals, Jan 16, 2016
Completion Percentage	86.1 at Atlanta Falcons, Jan 15, 2011 79.5 at San Francisco 49ers, Jan 19, 2020
Passer Rating	136.8 at Atlanta Falcons, Jan 15, 2011 125.4 vs. Dallas Cowboys, Jan 11, 2015
Rush Attempts	7 vs. New York Giants, Jan 15, 2012 7 at Chicago Bears, Jan 23, 2011
Rushing Yards	66 vs. New York Giants, Jan 15, 2012 46 at Atlanta Falcons, Jan 22, 2017
Longest Runs	28 at Atlanta Falcons, Jan 22, 2017 25 at Chicago Bears, Jan 23, 2011
Rushing TDs	1 at Chicago Bears, Jan 23, 2011 1 at Atlanta Falcons, Jan 15, 2011 ...1 more at 1.

300-YARD PASSING GAMES (61): REGULAR SEASON

DATE	TEAM	NO.	YDS.	AVG.	LG	TD
09/14/08	at Lions	24	328	13.7	62	3
10/05/08	FALCONS	25	313	12.5	44t	3
11/02/08	at Titans	22	314	14.3	52	1
12/28/08	LIONS	21	308	14.7	71t	3
10/05/09	at Vikings	26	384	14.8	62t	2
10/18/09	LIONS	29	358	12.3	47t	2
11/22/09	49ERS	32	344	10.8	64t	2
11/26/09	at Lions	28	348	12.4	68	3
12/20/09	at Steelers	26	383	14.7	83t	3
09/27/10	at Bears	34	316	9.3	28	1
10/17/10	DOLPHINS	18	313	17.4	86t	1
11/21/10	at Vikings	22	301	13.7	47	4
11/28/10	at Falcons	26	344	13.2	35	1
12/26/10	GIANTS	25	404	16.2	80t	4
09/08/11	SAINTS	27	312	11.6	36	3
09/18/11	at Panthers	19	308	16.2	84t	2
10/02/11	BRONCOS	29	408	14.1	61	4
10/09/11	at Falcons	26	396	15.2	70t	2
10/16/11	RAMS	18	316	17.6	93t	3
10/23/11	at Vikings	24	335	14.0	79t	3
11/24/11	at Lions	22	307	14.0	65t	2
12/04/11	at Giants	28	369	13.2	33	4
09/09/12	49ERS	30	303	10.1	49	2
09/30/12	SAINTS	31	319	10.3	20	4
10/14/12	at Texans	24	338	14.1	48t	6
10/21/12	at Rams	30	342	11.4	52	3
12/23/12	TITANS	27	342	12.7	34	3
12/30/12	at Vikings	28	365	13.0	73	4
09/08/13	at 49ers	21	333	15.9	38	3
09/15/13	WASHINGTON	34	480	14.1	57	4
10/13/13	at Ravens	17	315	18.5	64t	1
12/29/13	at Bears	25	318	12.7	48t	2
09/14/14	JETS	25	346	13.8	80t	3
09/28/14	at Bears	22	302	13.7	46	4
10/26/14	at Saints	28	418	14.9	70t	1
11/09/14	BEARS	18	315	17.5	73t	6
11/16/14	EAGLES	22	341	15.5	64	3
11/30/14	PATRIOTS	24	368	15.3	45t	2
12/08/14	FALCONS	24	327	13.6	60t	3
12/21/14	at Buccaneers	31	318	10.3	30	1
09/28/15	CHIEFS	24	333	13.9	52	5
11/08/15	at Panthers	25	369	14.8	53t	4
11/15/15	LIONS	35	333	9.5	32	2
10/20/16	BEARS	39	326	8.4	25	3
11/13/16	at Titans	31	371	12.0	46	2
11/20/16	at Washington	26	351	13.5	47	3
11/28/16	at Eagles	30	313	10.4	50	2
12/24/16	VIKINGS	28	347	12.4	48	4
01/01/17	at Lions	27	300	11.1	39	4
09/10/17	SEAHAWKS	28	311	11.1	32t	1
09/17/17	at Falcons	33	343	10.4	33t	2
09/24/17	BENGALS	28	313	11.2	72	3
10/07/18	at Lions	32	442	13.8	54	3
10/15/18	49ERS	25	425	17.0	60	2

11/15/18	at Seahawks	21	332	15.8	57	2
12/23/18	at Jets	37	442	11.9	49t	2
09/26/19	EAGLES	34	422	12.4	58	2
10/20/19	RAIDERS	25	429	17.2	74t	5
10/27/19	at Chiefs	23	305	13.3	67t	3
12/29/19	at Lions	27	323	12.0	33	2
09/13/20	at Vikings	32	364	11.4	45t	4

300-YARD PASSING GAMES (7): POSTSEASON

DATE	TEAM	NO.	YDS.	AVG.	LG	TD
01/10/10	at Cardinals	28	423	15.1	44	4
01/15/11	at Falcons	31	366	11.8	34	3
02/06/11	STEELERS	24	304	12.7	38	3
01/11/15	COWBOYS	24	316	13.2	46t	3
01/08/17	GIANTS	25	362	14.5	42t	4
01/15/17	at Cowboys	28	355	12.7	35	2
01/19/20	at 49ers	31	326	10.5	65	2

2020 GAME-BY-GAME REGULAR SEASON STATISTICS (PACKERS)

			PASSING											RUSHING					
DATE	OPPONENT	P/S	ATT	CMP	YDS	PCT	Y/A	Y/C	TD	INT	LG	SK/YD	RATE	ATT	YDS	LG	TD	W/L	SCORE
09/13	at Vikings	S	44	32	364	72.7	8.3	11.4	4	0	45t	0/0	127.5	1	2	2	0	W	43-34
2020 TOTALS		**1-1**	**44**	**32**	**364**	**72.7**	**8.3**	**11.4**	**4**	**0**	**45t**	**0/0**	**127.5**	**1**	**2**	**2**	**0**	**1-0**	

2019 GAME-BY-GAME REGULAR SEASON STATISTICS (PACKERS)

			PASSING											RUSHING					
DATE	OPPONENT	P/S	ATT	CMP	YDS	PCT	Y/A	Y/C	TD	INT	LG	SK/YD	RATE	ATT	YDS	LG	TD	W/L	SCORE
09/05	at Bears	S	30	18	203	60.0	6.8	11.3	1	0	47	5/37	91.4	3	8	10	0	W	10-3
09/15	Vikings	S	34	22	209	64.7	6.1	9.5	2	0	39	2/18	101.2	1	0	0	0	W	21-16
09/22	Broncos	S	29	17	235	58.6	8.1	13.8	1	0	40t	0/0	96.2	1	-1	-1	0	W	27-16
09/26	Eagles	S	53	34	422	64.2	8.0	12.4	2	1	58	1/8	93.4	5	46	14	0	L	27-34
10/06	at Cowboys	S	34	22	238	64.7	7.0	10.8	0	0	23	2/23	85.2	4	-1	3	0	W	34-24
10/14	Lions	S	39	24	283	61.5	7.3	11.8	2	1	46	1/6	90.0	3	10	12	0	W	23-22
10/20	Raiders	S	31	25	429	80.6	13.8	17.2	5	0	74t	1/8	158.3	2	6	3t	1	W	42-24
10/27	at Chiefs	S	33	23	305	69.7	9.2	13.3	3	0	67t	5/49	129.0	6	29	15	0	W	31-24
11/03	at Chargers	S	35	23	161	65.7	4.6	7.0	1	0	17	3/22	85.5	1	5	5	0	L	11-26
11/10	Panthers	S	29	17	233	58.6	8.0	13.7	0	0	48	2/8	84.4	1	7	7	0	W	24-16
11/24	at 49ers	S	33	20	104	60.6	3.2	5.2	1	0	15	5/38	75.8	3	13	5	0	L	8-37
12/01	at Giants	S	33	21	243	63.6	7.4	11.6	4	0	43	0/0	125.4	3	24	15	0	W	31-13
12/08	Washington	S	28	18	195	64.3	7.0	10.8	1	0	25	4/28	96.6	5	16	13	0	W	20-15
12/15	Bears	S	33	16	203	48.5	6.2	12.7	1	0	49	1/11	78.2	3	23	17	0	W	21-13
12/23	at Vikings	S	40	26	216	65.0	5.4	8.3	0	1	18	3/17	68.3	3	-3	-1	0	W	23-10
12/29	at Lions	S	55	27	323	49.1	5.9	12.0	2	1	33	1/11	72.0	2	1	2	0	W	23-20
2019 TOTALS		**16-16**	**569**	**353**	**4,002**	**62.0**	**7.0**	**11.3**	**26**	**4**	**74t**	**36/284**	**95.4**	**46**	**183**	**17**	**1**	**13-3**	

2019 GAME-BY-GAME POSTSEASON STATISTICS (PACKERS)

			PASSING											RUSHING					
DATE	OPPONENT	P/S	ATT	CMP	YDS	PCT	Y/A	Y/C	TD	INT	LG	SK/YD	RATE	ATT	YDS	LG	TD	W/L	SCORE
01/12	Seahawks	S	27	16	243	59.3	9.0	15.2	2	0	40t	2/8	113.7	5	14	14	0	W	28-23
01/19	at 49ers	S	39	31	326	79.5	8.4	10.5	2	2	65	3/30	97.2	1	0	0	0	L	20-37
2019 TOTALS		**2-2**	**66**	**47**	**569**	**71.2**	**8.6**	**12.1**	**4**	**2**	**65**	**5/38**	**104.9**	**6**	**14**	**14**	**0**	**1-1**	



Ht: 6-4 | Wt: 307 | Born: August 8, 1997 | NFL Games Played/Started: 1/0 | Acquired: D6a-20

AT A GLANCE ...

- Earned first-team All-Big Ten honors from the conference's coaches as both a junior and a senior, also taking home first-team recognition from the media as a senior in 2019.
- Was a two-time recipient (2018-19) of the Hugh R. Radar Award as the University of Michigan's top offensive lineman and was named to the watch list for the Outland Trophy in 2019.
- Appeared in 32 career games with 25 starts for the Wolverines, opening 24 contests at left tackle and one at right tackle.
- Was drafted by the Packers with the first of three choices in the sixth round (No. 192 overall), the first offensive lineman selected by the team out of the University of Michigan since G Joe O'Donnell in 1963 (third round, No. 40 overall).
- Attended St. Joseph's Preparatory School in Philadelphia, Pa., where he helped the Hawks win two straight PIAA Class AAAA state titles.
- Father, Jon, was an All-Big Ten selection at Michigan in 1995 and went on to play 14 seasons in the NFL as an offensive tackle with the Houston Oilers/Tennessee Titans (1996-99), Philadelphia Eagles (2000-08) and San Diego Chargers (2009).

CAREER HIGHLIGHTS

- *Selected by the Packers with the first of three choices in the sixth round (No. 192 overall), a pick that was acquired from the Las Vegas Raiders in 2019 for WR Trevor Davis.*
- *Became the first offensive lineman selected by the Packers out of the University of Michigan since G Joe O'Donnell in 1963 (third round, No. 40 overall).*
- *Appeared in 32 career games with 25 starts for the Wolverines, opening 24 contests at left tackle and one at right tackle.*
- *Earned first-team All-Big Ten honors from the conference's coaches as both a junior and a senior, also taking home first-team recognition from the media as a senior in 2019.*
- *Was a two-time recipient (2018-19) of the Hugh R. Radar Award as the University of Michigan's top offensive lineman and was named to the watch list for the Outland Trophy in 2019.*
- *Started in a bowl game in each of his final three seasons with the Wolverines.*
- *Helped protect QB Shea Patterson in 2019 as he threw for 3,061 yards and 23 TDs on the season, the second-most passing yards in a season in school history.*
- *As a junior in 2018, earned second-team All-Big Ten recognition from the media.*
- *Appeared in eight games with one start as a sophomore in 2017 after sitting out his redshirt freshman season in 2016 due to injury.*
- *Attended St. Joseph's Preparatory School in Philadelphia, Pa., where he helped the Hawks win two straight PIAA Class AAAA state titles.*
- *Earned his degree in sociology.*

2020 SEASON: At Minnesota (Sept. 13): Made his NFL debut, entering the game at RG early in the fourth quarter in place of an injured Lane Taylor (knee) and appearing on the final 15 snaps of the game. Also played seven snaps on special teams.

JON RUNYAN'S NFL REGULAR SEASON STATISTICS

DATE	TEAM	GP	GS
2020	Packers	1	0
NFL TOTALS		**1**	**0**

2020 GAME-BY-GAME REGULAR SEASON STATISTICS (PACKERS)

DATE	OPPONENT	P/S		W/L	SCORE
09/13	at Vikings	P		W	43-34
2020 TOTALS		**1-0**		**1-0**	



Ht: 5-11 | Wt: 198 | Born: July 30, 1997 | NFL Games Played/Started: 15/15 | Acquired: D1b-19

AT A GLANCE ...

- Earned PFWA All-Rookie team honors in 2019 after starting all 14 games he appeared in and recording 61 tackles (41 solo), a tackle for a loss, a team-high two forced fumbles, two interceptions (tied for No. 2 on the team), seven passes defensed, a QB hit and two QB pressures.
- Was the only NFL rookie to register multiple INTs and multiple forced fumbles in 2019 (according to Sportradar).
- Became the first rookie safety to start for the Packers in Week 1 since Morgan Burnett in 2010.
- Earned All-Big Ten honors from media and coaches in each of his final two seasons at Maryland, being named honorable mention in 2017 and second team in 2018.
- Started all 36 games over his final three seasons with the Terrapins.
- Became the first defensive player from Maryland to be chosen in the first round since LB Shawne Merriman was picked No. 12 overall by the San Diego Chargers in 2005.

2020 SEASON: At Minnesota (Sept. 13): Started the season opener for the second straight year and played in 46 defensive snaps and five on special teams, finishing tied for No. 3 on the team with five tackles (three solo).

REGULAR SEASON COMPARISON: DEFENSIVE - DETROIT LIONS

				TACKLES								MISC			
DATE	OPP	W/L	GP/GS	TOT	SOLO	ASST	SACK	YDS	INT	TFL	PD	QBH	TD	FF	FR
12/29/19	GB @ DET	W	S	5	2	3	0.0	0	0	1	0	0	0	0	0
TOTALS		**1/0**	**1/1**	**5**	**2**	**3**	**0.0**	**0**	**0**	**1**	**0**	**0**	**0**	**0**	**0**

DARNELL SAVAGE'S NFL REGULAR SEASON DEFENSIVE STATISTICS

				TACKLES							INTERCEPTIONS					O. FUMB			ST					MISC	
DATE	TEAM	GP	GS	TK	S	A	TFL	YDS	SK	YDS	QBH	NO	YDS	LG	TD	PD	FF	FR	YDS	TK	S	A	FF	FR	S	A
2019	Packers	14	14	61	41	20	1	2	0.0	0.0	1	2	37	28	0	7	2	0	0	0	0	0	0	0	0	0
2020	Packers	1	1	5	3	2	0	0	0.0	0.0	0	0	0	0	0	0	0	0	0	0	0	0	0	0	0	0
NFL TOTALS		**15**	**15**	**66**	**44**	**22**	**1**	**2**	**0.0**	**0.0**	**1**	**2**	**37**	**28**	**0**	**7**	**2**	**0**	**0**	**0**	**0**	**0**	**0**	**0**	**0**	**0**

DARNELL SAVAGE'S NFL POSTSEASON DEFENSIVE STATISTICS

				TACKLES							INTERCEPTIONS					O. FUMB			ST					MISC	
DATE	TEAM	GP	GS	TK	S	A	TFL	YDS	SK	YDS	QBH	NO	YDS	LG	TD	PD	FF	FR	YDS	TK	S	A	FF	FR	S	A
2019	Packers	2	2	12	9	3	1	4	0.0	0.0	0	0	0	0	0	0	0	0	0	0	0	0	0	0	0	0
NFL TOTALS		**2**	**2**	**12**	**9**	**3**	**1**	**4**	**0.0**	**0.0**	**0**	**0**	**0**	**0**	**0**	**0**	**0**	**0**	**0**	**0**	**0**	**0**	**0**	**0**	**0**	**0**

SINGLE-GAME HIGHS: DEFENSIVE

Total Tackles	7 vs. Carolina Panthers, Nov 10, 2019 7 vs. Denver Broncos, Sep 22, 2019 ...1 more at 7.
Passes Defensed	2 vs. Minnesota Vikings, Sep 15, 2019 1 vs. Chicago Bears, Dec 15, 2019 ...4 more at 1.
Forced Fumbles	1 vs. Washington, Dec 08, 2019 1 vs. Minnesota Vikings, Sep 15, 2019
Tackles For Loss	1 at Detroit Lions, Dec 29, 2019
Interceptions	1 at New York Giants, Dec 01, 2019 1 vs. Denver Broncos, Sep 22, 2019
Interception Return Yards	28 at New York Giants, Dec 01, 2019 9 vs. Chicago Bears, Dec 15, 2019

SINGLE-GAME HIGHS - POSTSEASON: DEFENSIVE

Total Tackles	9 at San Francisco 49ers, Jan 19, 2020 3 vs. Seattle Seahawks, Jan 12, 2020
Tackles For Loss	1 at San Francisco 49ers, Jan 19, 2020

2020 GAME-BY-GAME REGULAR SEASON STATISTICS (PACKERS)

			TACKLES							INTERCEPTIONS						O. FUMB			ST					MISC			
DATE	OPPONENT	P/S	TK	S	A	SK	YDS	TFL	YDS	QBH	NO	YDS	LG	TD	PD	FF	FR	YDS	TK	S	A	FF	FR	S	A	W/L	SCORE
09/13	at Vikings	S	5	3	2	0.0	0.0	0	0	0	0	0	0	0	0	0	0	0	0	0	0	0	0	0	0	W	43-34
2020 TOTALS		**1-1**	**5**	**3**	**2**	**0.0**	**0.0**	**0**	**0**	**0**	**0**	**0**	**0**	**0**	**0**	**0**	**0**	**0**	**0**	**0**	**0**	**0**	**0**	**0**	**0**	**1-0**	

2019 GAME-BY-GAME REGULAR SEASON STATISTICS (PACKERS)

			TACKLES									INTERCEPTIONS					O. FUMB			ST					MISC			
DATE	OPPONENT	P/S	TK	S	A	SK	YDS	TFL	YDS	QBH		NO	YDS	LG	TD	PD	FF	FR	YDS	TK	S	A	FF	FR	S	A	W/L	SCORE
09/05	at Bears	S	3	3	0	0.0	0.0	0	0	1		0	0	0	0	1	0	0	0	0	0	0	0	0	0	0	W	10-3
09/15	Vikings	S	7	6	1	0.0	0.0	0	0	0		0	0	0	0	2	1	0	0	0	0	0	0	0	0	0	W	21-16
09/22	Broncos	S	7	5	2	0.0	0.0	0	0	0		1	0	0	0	1	0	0	0	0	0	0	0	0	0	0	W	27-16
09/26	Eagles	S	3	3	0	0.0	0.0	0	0	0		0	0	0	0	0	0	0	0	0	0	0	0	0	0	0	L	27-34
10/06	at Cowboys	S	4	0	4	0.0	0.0	0	0	0		0	0	0	0	0	0	0	0	0	0	0	0	0	0	0	W	34-24
10/14	Lions										GAME INACTIVE/INJURY																W	23-22
10/20	Raiders										GAME INACTIVE/INJURY																W	42-24
10/27	at Chiefs	S	5	5	0	0.0	0.0	0	0	0		0	0	0	0	0	0	0	0	0	0	0	0	0	0	0	W	31-24
11/03	at Chargers	S	4	3	1	0.0	0.0	0	0	0		0	0	0	0	0	0	0	0	0	0	0	0	0	0	0	L	11-26
11/10	Panthers	S	7	4	3	0.0	0.0	0	0	0		0	0	0	0	1	0	0	0	0	0	0	0	0	0	0	W	24-16
11/24	at 49ers	S	6	4	2	0.0	0.0	0	0	0		0	0	0	0	0	0	0	0	0	0	0	0	0	0	0	L	8-37
12/01	at Giants	S	3	2	1	0.0	0.0	0	0	0		1	28	28	0	1	0	0	0	0	0	0	0	0	0	0	W	31-13
12/08	Washington	S	1	1	0	0.0	0.0	0	0	0		0	0	0	0	0	1	0	0	0	0	0	0	0	0	0	W	20-15
12/15	Bears	S	3	2	1	0.0	0.0	0	0	0		0	9	9	0	1	0	0	0	0	0	0	0	0	0	0	W	21-13
12/23	at Vikings	S	3	1	2	0.0	0.0	0	0	0		0	0	0	0	0	0	0	0	0	0	0	0	0	0	0	W	23-10
12/29	at Lions	S	5	2	3	0.0	0.0	1	2	0		0	0	0	0	0	0	0	0	0	0	0	0	0	0	0	W	23-20
2019 TOTALS		**14-14**	**61**	**41**	**20**	**0.0**	**0.0**	**1**	**2**	**1**		**2**	**37**	**28**	**0**	**7**	**2**	**0**	**0**	**0**	**0**	**0**	**0**	**0**	**0**	**0**	**13-3**	

2019 GAME-BY-GAME POSTSEASON STATISTICS (PACKERS)

			TACKLES								INTERCEPTIONS					O. FUMB			ST					MISC			
DATE	OPPONENT	P/S	TK	S	A	SK	YDS	TFL	YDS	QBH	NO	YDS	LG	TD	PD	FF	FR	YDS	TK	S	A	FF	FR	S	A	W/L	SCORE
01/12	Seahawks	S	3	3	0	0.0	0.0	0	0	0	0	0	0	0	0	0	0	0	0	0	0	0	0	0	0	W	28-23
01/19	at 49ers	S	9	6	3	0.0	0.0	1	4	0	0	0	0	0	0	0	0	0	0	0	0	0	0	0	0	L	20-37
2019 TOTALS		**2-2**	**12**	**9**	**3**	**0.0**	**0.0**	**1**	**4**	**0**	**0**	**0**	**0**	**0**	**0**	**0**	**0**	**0**	**0**	**0**	**0**	**0**	**0**	**0**	**0**	**1-1**	

Ht: 6-6 | Wt: 208 | Born: October 30, 1995 | NFL Games Played/Started: 33/0 | Acquired: D5b-18

AT A GLANCE ...

- Was tied for No. 9 in the NFL last season with 29 punts placed inside the 20, the most by a Packer since P Tim Masthay posted 30 in 2012.
- Averaged 44.7 yards per punt as a rookie in 2018, the third-best single-season mark (min. 35 punts) in team history behind only Masthay (45.6 in 2011) and Craig Hentrich (45.0 in 1997).
- Became the first punter in team history to register a punt of 58-plus yards in each of his first three NFL games and was the first NFL punter to do so since Redskins P Tress Way in 2014.
- Holds University of Alabama records for career punting yards (11,074), attempts (243) and average yards per punt (45.6).
- Selected to an All-America team in three of his four seasons at Alabama, earning first-team honors in 2014 and second-team recognition in 2016 and 2017.
- Ranked No. 3 in the nation and No. 2 in the SEC with an average of 47.2 yards per punt as a junior in 2016.
- Was one of four punters chosen in the 2018 NFL Draft, marking the most selected in one draft since four were picked in 1999. Became the first punter drafted out of Alabama since the N.Y. Giants selected Bryne Diehl in 1995 in the seventh round (No. 225 overall).

2020 SEASON: At Minnesota (Sept. 13): Punted one time for 40 yards, a third-quarter kick that was downed at the Minnesota 19.

REGULAR SEASON COMPARISON: PUNTING - DETROIT LIONS

DATE	OPP	W/L	GP/GS	NO	YDS	AVG	TB	I20	LG
12/30/18	GB vs. DET	L	P	7	317	45.3	1	1	55
10/14/19	GB vs. DET	W	P	3	155	51.7	0	1	53
12/29/19	GB @ DET	W	P	5	221	44.2	1	2	51
TOTALS		**2/1**	**3/0**	**15**	**693**	**46.2**	**2**	**4**	**55**

JK SCOTT'S NFL REGULAR SEASON PUNTING STATISTICS

DATE	TEAM	GP	NO.	YDS.	AVG.	OPP. RET.	OPP. YDS.	NET YDS.	NET AVG.	TB	IN20	LG	BK
2018	Packers	16	71	3,176	44.7	20	206	2,790	38.8	9	19	67	1
2019	Packers	16	77	3,386	44.0	26	233	3,073	39.9	4	29	66	0
2020	Packers	1	1	40	40.0	0	0	40	40.0	0	1	40	0
NFL TOTALS		**33**	**149**	**6,602**	**44.3**	**46**	**439**	**5,903**	**39.4**	**13**	**49**	**67**	**1**

JK SCOTT'S NFL POSTSEASON PUNTING STATISTICS

DATE	TEAM	GP	NO.	YDS.	AVG.	OPP. RET.	OPP. YDS.	NET YDS.	NET AVG.	TB	IN20	LG	BK
2019	Packers	2	8	345	43.1	2	36	309	38.6	0	2	62	0
NFL TOTALS		**2**	**8**	**345**	**43.1**	**2**	**36**	**309**	**38.6**	**0**	**2**	**62**	**0**

SINGLE-GAME HIGHS: PUNTER

Punts
9 at Chicago Bears, Sep 05, 2019
8 vs. Minnesota Vikings, Sep 15, 2019

Gross Punting Yards
428 at Chicago Bears, Sep 05, 2019
381 vs. Minnesota Vikings, Sep 15, 2019

Gross Punting Avg
55.3 vs. Oakland Raiders, Oct 20, 2019
53.0 vs. Denver Broncos, Sep 22, 2019

Net Punting Yards
392 at Chicago Bears, Sep 05, 2019
336 vs. Minnesota Vikings, Sep 15, 2019

Net Punting Avg
51.7 vs. Detroit Lions, Oct 14, 2019
47.3 vs. Denver Broncos, Sep 22, 2019

Longest Punts
67 at Seattle Seahawks, Nov 15, 2018
66 vs. Denver Broncos, Sep 22, 2019

Inside the 20
5 at Chicago Bears, Sep 05, 2019
3 vs. Denver Broncos, Sep 22, 2019
...1 more at 3.

Pass Attempts
1 at Washington, Sep 23, 2018

Special Teams Tackles
1 at New York Jets, Dec 23, 2018
1 at Chicago Bears, Dec 16, 2018

SINGLE-GAME HIGHS - POSTSEASON: PUNTER

Punts	4 at San Francisco 49ers, Jan 19, 2020 4 vs. Seattle Seahawks, Jan 12, 2020	**Net Punting Avg**	40.8 vs. Seattle Seahawks, Jan 12, 2020 36.5 at San Francisco 49ers, Jan 19, 2020
Gross Punting Yards	173 vs. Seattle Seahawks, Jan 12, 2020 172 at San Francisco 49ers, Jan 19, 2020	**Longest Punts**	62 at San Francisco 49ers, Jan 19, 2020 55 vs. Seattle Seahawks, Jan 12, 2020
Gross Punting Avg	43.3 vs. Seattle Seahawks, Jan 12, 2020 43.0 at San Francisco 49ers, Jan 19, 2020	**Inside the 20**	2 at San Francisco 49ers, Jan 19, 2020
Net Punting Yards	163 vs. Seattle Seahawks, Jan 12, 2020 146 at San Francisco 49ers, Jan 19, 2020		

2020 GAME-BY-GAME REGULAR SEASON STATISTICS (PACKERS)

DATE	OPPONENT		NO.	YDS.	AVG.	OPP. RET.	NET YDS.	NET YDS.	AVG	TB	IN20	LG	BK	W/L	SCORE
09/13	at Vikings	P	1	40	40.0	0	0	40	40.0	0	1	40	0	W	43-34
2020 TOTALS		**1**	**1**	**40**	**40.0**	**0**	**0**	**40**	**40.0**	**0**	**1**	**40**	**0**	**1-0**	

2019 GAME-BY-GAME REGULAR SEASON STATISTICS (PACKERS)

DATE	OPPONENT		NO.	YDS.	AVG.	OPP. RET.	NET YDS.	NET YDS.	AVG	TB	IN20	LG	BK	W/L/T	SCORE
09/05	at Bears	P	9	428	47.6	4	36	392	43.6	0	5	63	0	W	10-3
09/15	Vikings	P	8	381	47.6	4	25	336	42.0	1	1	59	0	W	21-16
09/22	Broncos	P	4	212	53.0	1	3	189	47.3	1	3	66	0	W	27-16
09/26	Eagles	P	2	83	41.5	0	0	83	41.5	0	1	52	0	L	27-34
10/06	at Cowboys	P	6	297	49.5	3	18	279	46.5	0	2	58	0	W	34-24
10/14	Lions	P	3	155	51.7	0	0	155	51.7	0	1	53	0	W	23-22
10/20	Raiders	P	3	166	55.3	2	47	119	39.7	0	1	57	0	W	42-24
10/27	at Chiefs	P	3	106	35.3	1	18	88	29.3	0	1	43	0	W	31-24
11/03	at Chargers	P	5	188	37.6	2	1	187	37.4	0	2	52	0	L	11-26
11/10	Panthers	P	4	141	35.3	0	0	141	35.3	0	2	41	0	W	24-16
11/24	at 49ers	P	6	223	37.2	3	14	209	34.8	0	0	41	0	L	8-37
12/01	at Giants	P	3	140	46.7	1	12	128	42.7	0	2	47	0	W	31-13
12/08	Washington	P	4	161	40.3	1	6	135	33.8	1	2	44	0	W	20-15
12/15	Bears	P	7	250	35.7	2	19	231	33.0	0	2	43	0	W	21-13
12/23	at Vikings	P	5	234	46.8	1	23	211	42.2	0	2	60	0	W	23-10
12/29	at Lions	P	5	221	44.2	1	11	190	38.0	1	2	51	0	W	23-20
2019 TOTALS		**16**	**77**	**3,386**	**44.0**	**26**	**233**	**3,073**	**39.9**	**4**	**29**	**66**	**0**	**13-3**	

2019 GAME-BY-GAME POSTSEASON STATISTICS (PACKERS)

DATE	OPPONENT		NO.	YDS.	AVG.	OPP. RET.	NET YDS.	NET YDS.	AVG	TB	IN20	LG	BK	W/L/T	SCORE
01/12	Seahawks	P	4	173	43.3	1	10	163	40.8	0	0	55	0	W	28-23
01/19	at 49ers	P	4	172	43.0	1	26	146	36.5	0	2	62	0	L	20-37
2019 TOTALS		**2**	**8**	**345**	**43.1**	**2**	**36**	**309**	**38.6**	**0**	**2**	**62**	**0**	**1-1**	



VERNON SCOTT

36 SAFETY
TCU

Rookie

Ht: 6-2 | Wt: 202 | Born: September 11, 1997 | NFL Games Played/Started: 1/0 | Acquired: D7a-20

AT A GLANCE ...

- Saw action in 46 games with 12 starts in four seasons at TCU and posted 88 tackles (58 solo), two tackles for a loss, a sack, two interceptions, a fumble recovery, two forced fumbles and 12 passes defensed.
- As a senior in 2019, started all 10 games he played in and ranked No. 4 on the team with 44 tackles (29 solo) and No. 3 with eight passes defensed.
- Registered a 98-yard interception return for a touchdown at Oklahoma in 2019, 1 yard shy of the school record.
- Played in 11 games with two starts as a junior and totaled 38 tackles (25 solo), an INT and four passes defensed as part of a defense that led the Big 12 in total defense (338.2 ypg) for the second consecutive season.
- Appeared in 25 games as a freshman and sophomore, contributing primarily on special teams.
- Selected by the Packers in the seventh round (No. 236 overall) of the 2020 NFL Draft, marking the 19th player from TCU drafted by Green Bay and the second consecutive year that the Packers drafted a player from the school in the seventh round (LB Ty Summers, No. 226 overall).

CAREER HIGHLIGHTS

- *Selected by the Packers in the seventh round (No. 236 overall) of the 2020 NFL Draft, marking the 19th player from TCU drafted by Green Bay and the second consecutive year that the Packers drafted a player from the school in the seventh round (LB Ty Summers, No. 226 overall).*
- *Prior to the last two years, the last time Green Bay drafted a Horned Frog defender was in 1986 (LB Gary Spann, 10th round, No. 263 overall).*
- *Saw action in 46 games with 12 starts in four seasons at TCU and posted 88 tackles (58 solo), two tackles for a loss, a sack, two interceptions, a fumble recovery, two forced fumbles and 12 passes defensed.*
- *As a senior, started all 10 games he played in and ranked No. 4 on the team with 44 tackles (29 solo) and No. 3 with seven passes defensed.*
- *Registered a 98-yard interception return for a touchdown at Oklahoma in 2019, 1 yard shy of the school record.*
- *Played in 11 games with two starts as a junior and totaled 38 tackles (25 solo), an interception and four passes defensed as part of a defense that led the Big 12 in total defense (338.2 ypg) for the second consecutive season.*
- *Appeared in 25 games as a freshman and sophomore, contributing mostly on special teams.*
- *Earned first-team all-district honors and all-state honorable mention as a junior and as a senior at Summit High School in Arlington, Texas.*
- *Majored in communications.*

2020 SEASON: at Minnesota (Sept. 13): Played in first NFL game, seeing action on defense (three snaps) and special teams (six snaps).

VERNON SCOTT'S NFL REGULAR SEASON DEFENSIVE STATISTICS

				TACKLES								INTERCEPTIONS					O. FUMB			ST					MISC	
DATE	TEAM	GP	GS	TK	S	A	TFL	YDS	SK	YDS	QBH	NO	YDS	LG	TD	PD	FF	FR	YDS	TK	S	A	FF	FR	S	A
2020	Packers	1	0	0	0	0	0	0	0.0	0.0	0	0	0	0	0	0	0	0	0	0	0	0	0	0	0	0
NFL TOTALS		**1**	**0**	**0**	**0**	**0**	**0**	**0**	**0.0**	**0.0**	**0**	**0**	**0**	**0**	**0**	**0**	**0**	**0**	**0**	**0**	**0**	**0**	**0**	**0**	**0**	**0**

2020 GAME-BY-GAME REGULAR SEASON STATISTICS (PACKERS)

			TACKLES								INTERCEPTIONS						O. FUMB			ST					MISC			
DATE	OPPONENT	P/S	TK	S	A	SK	YDS	TFL	YDS	QBH	NO	YDS	LG	TD	PD		FF	FR	YDS	TK	S	A	FF	FR	S	A	W/L	SCORE
09/13	at Vikings		DID NOT PLAY																								W	43-34
2020 TOTALS			**0**	**0**	**0**	**0.0**	**0.0**	**0**	**0**	**0**	**0**	**0**	**0**	**0**	**0**	**0**	**0**	**0**	**0**	**0**	**0**	**0**	**0**	**0**	**0**	**0**	**1-0**	



PRESTON SMITH

91 LINEBACKER
MISSISSIPPI STATE

Sixth NFL Season | Second Packers Season

Ht: 6-5 | Wt: 265 | Born: November 17, 1992 | NFL Games Played/Started: 81/67 | Acquired: UFA-19 (WAS)

AT A GLANCE ...

- Was named a Pro Bowl alternate in 2019 in his first season with the Packers after ranking No. 8 in the NFL with a career-best 12 sacks and finishing No. 2 on the team with 29 QB hits and 43 QB pressures.
- In 2019, he joined LB Za'Darius Smith (13½) as the only duo in NFL history with 12-plus sacks each in their first season as teammates.
- Was the only player in the NFL with 25-plus sacks (36.5), five-plus INTs (five) and five-plus forced fumbles (five) from 2015-19.
- Has never missed a game in his NFL career, appearing in all 81 regular-season contests since 2015.
- Played in 64 games with 50 starts for the Washington Redskins (2015-18), including starts in all 48 games over his final three seasons with the team.
- Played collegiately at Mississippi State from 2011-14. As a senior, earned first-team All-SEC honors from the league's coaches and became the first player in conference history to be named SEC Defensive Lineman of the Week for three consecutive weeks.

2020 SEASON: At Minnesota (Sept. 13): Started and played on 43 defensive snaps but did not record a statistic. Extended streak of never missing an NFL game in his career with his 81 regular-season games played since 2015, tied with Kansas City LB Damien Wilson and New Orleans LB Damario Davis for the most among NFL linebackers.

REGULAR SEASON COMPARISON: DEFENSIVE - DETROIT LIONS

										TACKLES			MISC		
DATE	OPP	W/L	GP/GS	TOT	SOLO	ASST	SACK	YDS	INT	TFL	PD	QBH	TD	FF	FR
10/23/16	WAS @ DET	L	S	2	2	0	1.0	6	0	2	0	1	0	0	0
10/14/19	GB vs. DET	W	S	5	2	3	1.5	13	0	2	0	1	0	0	0
12/29/19	GB @ DET	W	S	1	0	1	0.0	0	0	0	1	0	0	0	0
TOTALS		**2/1**	**3/3**	**8**	**4**	**4**	**2.5**	**19**	**0**	**4**	**1**	**2**	**0**	**0**	**0**

PRESTON SMITH'S NFL REGULAR SEASON DEFENSIVE STATISTICS

				TACKLES								INTERCEPTIONS					O. FUMB			ST					MISC	
DATE	TEAM	GP	GS	TK	S	A	TFL	YDS	SK	YDS	QBH	NO	YDS	LG	TD	PD	FF	FR	YDS	TK	S	A	FF	FR	S	A
2015	Washington	16	2	30	20	10	6	39	8.0	77.0	10	0	0	0	0	4	2	1	0	5	4	1	1	0	0	0
2016	Washington	16	16	38	22	16	8	37	4.5	31.5	12	1	22	22	0	3	0	0	0	0	0	0	0	0	0	0
2017	Washington	16	16	42	31	11	10	48	8.0	40.5	21	2	26	18	0	3	1	1	12	0	0	0	0	0	0	0
2018	Washington	16	16	53	30	23	5	26	4.0	32.5	16	1	3	3	0	3	0	1	1	0	0	0	0	0	0	0
2019	Packers	16	16	75	42	33	11	69	12.0	88.0	29	1	5	5	0	3	1	0	0	0	0	0	0	0	0	0
2020	Packers	1	1	0	0	0	0	0	0.0	0.0	0	0	0	0	0	0	0	0	0	0	0	0	0	0	0	0
NFL TOTALS		**81**	**67**	**238**	**145**	**93**	**40**	**219**	**36.5**	**269.5**	**88**	**5**	**56**	**22**	**0**	**16**	**4**	**3**	**13**	**5**	**4**	**1**	**1**	**0**	**0**	**0**

PRESTON SMITH'S NFL POSTSEASON DEFENSIVE STATISTICS

				TACKLES								INTERCEPTIONS					O. FUMB			ST					MISC	
DATE	TEAM	GP	GS	TK	S	A	TFL	YDS	SK	YDS	QBH	NO	YDS	LG	TD	PD	FF	FR	YDS	TK	S	A	FF	FR	S	A
2015	Washington	1	0	3	2	1	1	5	1.0	5.0	1	0	0	0	0	0	0	0	0	0	0	0	0	0	0	0
2019	Packers	2	2	7	4	3	1	6	2.0	6.0	3	0	0	0	0	0	0	0	0	0	0	0	0	0	0	0
NFL TOTALS		**3**	**2**	**10**	**6**	**4**	**2**	**11**	**3.0**	**11.0**	**4**	**0**	**0**	**0**	**0**	**0**	**0**	**0**	**0**	**0**	**0**	**0**	**0**	**0**	**0**	**0**

SINGLE-GAME HIGHS: DEFENSIVE

Total Tackles	9 vs. Carolina Panthers, Nov 10, 2019 9 at Los Angeles Chargers, Nov 03, 2019
Sacks	3.0 vs. Denver Broncos, Sep 22, 2019 3.0 at Philadelphia Eagles, Dec 26, 2015
Passes Defensed	1 at Detroit Lions, Dec 29, 2019 1 vs. Minnesota Vikings, Sep 15, 2019 ...14 more at 1.
Forced Fumbles	1 vs. Denver Broncos, Sep 22, 2019 1 vs. Denver Broncos, Dec 24, 2017 ...2 more at 1.
Fumble Recoveries	1 vs. Dallas Cowboys, Oct 21, 2018 1 vs. Arizona Cardinals, Dec 17, 2017 ...1 more at 1.
Tackles For Loss	2 vs. Carolina Panthers, Nov 10, 2019 2 vs. Detroit Lions, Oct 14, 2019 ...7 more at 2.
Interceptions	1 vs. Minnesota Vikings, Sep 15, 2019 1 vs. Houston Texans, Nov 18, 2018 ...3 more at 1.
Interception Return Yards	22 vs. Minnesota Vikings, Nov 13, 2016 18 vs. Arizona Cardinals, Dec 17, 2017
Special Teams Tackles	1 at Dallas Cowboys, Jan 03, 2016 1 vs. New York Giants, Nov 29, 2015 ...3 more at 1.
Special Teams Forced Fumbles	1 vs. Miami Dolphins, Sep 13, 2015

SINGLE-GAME HIGHS - POSTSEASON: DEFENSIVE

Total Tackles	4 vs. Seattle Seahawks, Jan 12, 2020 3 at San Francisco 49ers, Jan 19, 2020 ...1 more at 3.
Sacks	2.0 vs. Seattle Seahawks, Jan 12, 2020 1.0 vs. Green Bay Packers, Jan 10, 2016
Tackles For Loss	1 vs. Seattle Seahawks, Jan 12, 2020 1 vs. Green Bay Packers, Jan 10, 2016
Safeties	1 vs. Green Bay Packers, Jan 10, 2016

2020 GAME-BY-GAME REGULAR SEASON STATISTICS (PACKERS)

			TACKLES								INTERCEPTIONS					O. FUMB			ST				MISC			
DATE	OPPONENT	P/S	TK	S	A	SK	YDS	TFL	YDS	QBH	NO	YDS	LG	TD	PD	FF	FR	YDS	TK	S	A	FF	FR	S	A	W/L	SCORE
09/13	at Vikings	S	0	0	0	0.0	0.0	0	0	0	0	0	0	0	0	0	0	0	0	0	0	0	0	0	0	W	43-34
2020 TOTALS		**1-1**	**0**	**0**	**0**	**0.0**	**0.0**	**0**	**0**	**0**	**0**	**0**	**0**	**0**	**0**	**0**	**0**	**0**	**0**	**0**	**0**	**0**	**0**	**0**	**0**	**1-0**	

2019 GAME-BY-GAME REGULAR SEASON STATISTICS (PACKERS)

			TACKLES								INTERCEPTIONS					O. FUMB			ST				MISC			
DATE	OPPONENT	P/S	TK	S	A	SK	YDS	TFL	YDS	QBH	NO	YDS	LG	TD	PD	FF	FR	YDS	TK	S	A	FF	FR	S	A	W/L	SCORE
09/05	at Bears	S	8	3	5	1.5	11.0	1	11	5	0	0	0	0	1	0	0	0	0	0	0	0	0	0	0	W	10-3
09/15	Vikings	S	4	3	1	0.0	0.0	0	0	3	1	5	5	0	1	0	0	0	0	0	0	0	0	0	0	W	21-16
09/22	Broncos	S	6	4	2	3.0	23.0	2	10	1	0	0	0	0	0	1	0	0	0	0	0	0	0	0	0	W	27-16
09/26	Eagles	S	3	1	2	0.0	0.0	0	0	3	0	0	0	0	0	0	0	0	0	0	0	0	0	0	0	L	27-34
10/06	at Cowboys	S	4	3	1	1.0	3.0	1	3	4	0	0	0	0	0	0	0	0	0	0	0	0	0	0	0	W	34-24
10/14	Lions	S	5	2	3	1.5	12.5	2	13	1	0	0	0	0	0	0	0	0	0	0	0	0	0	0	0	W	23-22
10/20	Raiders	S	2	1	1	0.0	0.0	0	0	1	0	0	0	0	0	0	0	0	0	0	0	0	0	0	0	W	42-24
10/27	at Chiefs	S	5	4	1	0.0	0.0	0	0	2	0	0	0	0	0	0	0	0	0	0	0	0	0	0	0	W	31-24
11/03	at Chargers	S	9	6	3	1.0	9.0	1	9	0	0	0	0	0	0	0	0	0	0	0	0	0	0	0	0	L	11-26
11/10	Panthers	S	9	7	2	2.0	18.0	2	18	2	0	0	0	0	0	0	0	0	0	0	0	0	0	0	0	W	24-16
11/24	at 49ers	S	4	2	2	0.5	4.5	0	0	0	0	0	0	0	0	0	0	0	0	0	0	0	0	0	0	L	8-37
12/01	at Giants	S	2	1	1	0.0	0.0	0	0	2	0	0	0	0	0	0	0	0	0	0	0	0	0	0	0	W	31-13
12/08	Washington	S	3	2	1	1.0	5.0	1	5	3	0	0	0	0	0	0	0	0	0	0	0	0	0	0	0	W	20-15
12/15	Bears	S	6	2	4	0.0	0.0	1	0	1	0	0	0	0	0	0	0	0	0	0	0	0	0	0	0	W	21-13
12/23	at Vikings	S	4	1	3	0.5	2.0	0	0	1	0	0	0	0	0	0	0	0	0	0	0	0	0	0	0	W	23-10
12/29	at Lions	S	1	0	1	0.0	0.0	0	0	0	0	0	0	0	1	0	0	0	0	0	0	0	0	0	0	W	23-20
2019 TOTALS		**16-16**	**75**	**42**	**33**	**12.0**	**88.0**	**11**	**69**	**29**	**1**	**5**	**5**	**0**	**3**	**1**	**0**	**0**	**0**	**0**	**0**	**0**	**0**	**0**	**0**	**13-3**	

2019 GAME-BY-GAME POSTSEASON STATISTICS (PACKERS)

			TACKLES								INTERCEPTIONS					O. FUMB			ST				MISC			
DATE	OPPONENT	P/S	TK	S	A	SK	YDS	TFL	YDS	QBH	NO	YDS	LG	TD	PD	FF	FR	YDS	TK	S	A	FF	FR	S	A	W/L	SCORE
01/12	Seahawks	S	4	2	2	2.0	6.0	1	6	3	0	0	0	0	0	0	0	0	0	0	0	0	0	0	0	W	28-23
01/19	at 49ers	S	3	2	1	0.0	0.0	0	0	0	0	0	0	0	0	0	0	0	0	0	0	0	0	0	0	L	20-37
2019 TOTALS		**2-2**	**7**	**4**	**3**	**2.0**	**6.0**	**1**	**6**	**3**	**0**	**0**	**0**	**0**	**0**	**0**	**0**	**0**	**0**	**0**	**0**	**0**	**0**	**0**	**0**	**1-1**	

Ht: 6-4 | Wt: 272 | Born: September 8, 1992 | NFL Games Played/Started: 75/33 | Acquired: UFA-19 (BAL)

AT A GLANCE ...

- First name is pronounced zuh-DAIR-ee-us.
- Made his first career Pro Bowl in his first season with the Packers, an injury replacement for Chicago Bears LB Khalil Mack.
- Posted the most sacks in franchise history by a player in his first season with the Packers, with his 13½ sacks ranking No. 6 in the NFL in 2019 and tying for No. 5 for a single season in team history.
- Spent the first four seasons of his career in Baltimore, (2015-18), helping the Ravens rank in the top five in the league in overall defense (No. 3, 319.4 ypg), run defense (No. 2, 96.8 ypg) and scoring defense (No. 5, 20.5 ppg) over that span.
- Of his 18½ sacks during his time in Baltimore, 12½ of them came on third down, the most on the Ravens from 2015-18.
- Appeared in all 16 games with eight starts in 2018 and posted 45 tackles (26 solo) and a team-leading 8½ sacks for a Baltimore defense that finished No. 1 in the NFL in overall defense (292.9 ypg) and No. 2 in scoring defense (17.9 ppg).
- According to Sportradar, ranked No. 3 among NFL linebackers with 25 QB hits and was tied for No. 6 in total pressures (sacks/hurries/knockdowns) with 35 in 2018.
- Started all 24 games in his two seasons at Kentucky, recording 120 tackles (50 solo), 14 tackles for a loss, 10½ sacks, three passes defensed and two fumble recoveries.

2020 SEASON: At Minnesota (Sept. 13): Started and saw action on 43 snaps on defense, recording two tackles (both solo), a sack, a tackle for a loss and a QB hit. It marked the fourth year in a row he recorded a sack in the season opener. Is one of three players (CHI DT Akiem Hicks and ARI LB Chandler Jones) to register a sack in Week 1 in each of the last four seasons (2017-20). Midway through the first quarter, sacked QB Kirk Cousins on third-and-eight for a loss of 7 yards, forcing a punt. The Packers ensuing drive started on the GB 40-yard line and resulted in a TD to take an eight-point lead.

REGULAR SEASON COMPARISON: DEFENSIVE - DETROIT LIONS

										TACKLES			MISC		
DATE	OPP	W/L	GP/GS	TOT	SOLO	ASST	SACK	YDS	INT	TFL	PD	QBH	TD	FF	FR
10/14/19	GB vs. DET	W	S	7	3	4	1.0	5	0	1	0	3	0	0	0
12/29/19	GB @ DET	W	S	3	1	2	0.0	0	0	1	0	4	0	0	0
TOTALS		**2/0**	**2/2**	**10**	**4**	**6**	**1.0**	**5**	**0**	**2**	**0**	**7**	**0**	**0**	**0**

ZA'DARIUS SMITH'S NFL REGULAR SEASON DEFENSIVE STATISTICS

				TACKLES								INTERCEPTIONS					O. FUMB			ST					MISC	
DATE	TEAM	GP	GS	TK	S	A	TFL	YDS	SK	YDS	QBH	NO	YDS	LG	TD	PD	FF	FR	YDS	TK	S	A	FF	FR	S	A
2015	Ravens	15	0	30	20	10	7	28	5.5	24.5	7	0	0	0	0	1	0	0	0	0	0	0	0	0	0	0
2016	Ravens	13	4	20	10	10	4	16	1.0	9.0	4	0	0	0	0	1	1	0	0	0	0	0	0	0	0	0
2017	Ravens	14	4	24	15	9	3	16	3.5	22.0	16	0	0	0	0	1	1	0	0	0	0	0	0	0	0	0
2018	Ravens	16	8	45	26	19	10	56	8.5	61.0	25	0	0	0	0	2	1	0	0	0	0	0	0	0	0	0
2019	Packers	16	16	78	44	34	19	126	13.5	112.5	51	0	0	0	0	0	1	0	0	0	0	0	0	0	0	0
2020	Packers	1	1	2	2	0	1	7	1.0	7.0	1	0	0	0	0	0	0	0	0	0	0	0	0	0	0	0
NFL TOTALS		**75**	**33**	**199**	**117**	**82**	**44**	**249**	**33.0**	**236.0**	**104**	**0**	**0**	**0**	**0**	**5**	**4**	**0**	**0**	**0**	**0**	**0**	**0**	**0**	**0**	**0**

ZA'DARIUS SMITH'S NFL POSTSEASON DEFENSIVE STATISTICS

				TACKLES								INTERCEPTIONS					O. FUMB			ST					MISC	
DATE	TEAM	GP	GS	TK	S	A	TFL	YDS	SK	YDS	QBH	NO	YDS	LG	TD	PD	FF	FR	YDS	TK	S	A	FF	FR	S	A
2018	Ravens	1	1	1	1	0	0	0	0.0	0.0	0	0	0	0	0	0	0	0	0	0	0	0	0	0	0	0
2019	Packers	2	2	9	5	4	1	4	2.0	4.0	3	0	0	0	0	0	0	0	0	0	0	0	0	0	0	0
NFL TOTALS		**3**	**3**	**10**	**6**	**4**	**1**	**4**	**2.0**	**4.0**	**3**	**0**	**0**	**0**	**0**	**0**	**0**	**0**	**0**	**0**	**0**	**0**	**0**	**0**	**0**	**0**

SINGLE-GAME HIGHS: DEFENSIVE

Total Tackles	10 at Los Angeles Chargers, Nov 03, 2019 8 at Minnesota Vikings, Dec 23, 2019
Sacks	3.5 at Minnesota Vikings, Dec 23, 2019 3.0 at Tennessee Titans, Oct 14, 2018
Passes Defensed	1 vs. Cincinnati Bengals, Nov 18, 2018 1 vs. Pittsburgh Steelers, Nov 04, 2018 ...3 more at 1.
Forced Fumbles	1 vs. Washington, Dec 08, 2019 1 at Tennessee Titans, Oct 14, 2018 ...2 more at 1.
Tackles For Loss	5 at Minnesota Vikings, Dec 23, 2019 3 at Tennessee Titans, Oct 14, 2018

SINGLE-GAME HIGHS - POSTSEASON: DEFENSIVE

Total Tackles	6 at San Francisco 49ers, Jan 19, 2020 3 vs. Seattle Seahawks, Jan 12, 2020	**Tackles For Loss**	1 vs. Seattle Seahawks, Jan 12, 2020
Sacks	2.0 vs. Seattle Seahawks, Jan 12, 2020		

2020 GAME-BY-GAME REGULAR SEASON STATISTICS (PACKERS)

			TACKLES								INTERCEPTIONS					O. FUMB			ST				MISC			
DATE	OPPONENT	P/S	TK	S	A	SK	YDS	TFL	YDS	QBH	NO	YDS	LG	TD	PD	FF	FR	YDS	TK	S	A	FF	FR	S	A	W/L	SCORE
09/13	at Vikings	S	2	2	0	1.0	7.0	1	7	1	0	0	0	0	0	0	0	0	0	0	0	0	0	0	0	W	43-34
2020 TOTALS		**1-1**	**2**	**2**	**0**	**1.0**	**7.0**	**1**	**7**	**1**	**0**	**0**	**0**	**0**	**0**	**0**	**0**	**0**	**0**	**0**	**0**	**0**	**0**	**0**	**0**	**1-0**	

2019 GAME-BY-GAME REGULAR SEASON STATISTICS (PACKERS)

			TACKLES								INTERCEPTIONS					O. FUMB			ST				MISC			
DATE	OPPONENT	P/S	TK	S	A	SK	YDS	TFL	YDS	QBH	NO	YDS	LG	TD	PD	FF	FR	YDS	TK	S	A	FF	FR	S	A	W/L	SCORE
09/05	at Bears	S	5	4	1	1.0	1.0	1	1	6	0	0	0	0	0	0	0	0	0	0	0	0	0	0	0	W	10-3
09/15	Vikings	S	7	3	4	0.0	0.0	0	0	2	0	0	0	0	0	0	0	0	0	0	0	0	0	0	0	W	21-16
09/22	Broncos	S	5	2	3	2.0	22.0	2	22	2	0	0	0	0	0	0	0	0	0	0	0	0	0	0	0	W	27-16
09/26	Eagles	S	1	0	1	0.0	0.0	0	0	1	0	0	0	0	0	0	0	0	0	0	0	0	0	0	0	L	27-34
10/06	at Cowboys	S	4	3	1	2.0	19.0	2	19	6	0	0	0	0	0	0	0	0	0	0	0	0	0	0	0	W	34-24
10/14	Lions	S	7	3	4	1.0	5.0	1	5	3	0	0	0	0	0	0	0	0	0	0	0	0	0	0	0	W	23-22
10/20	Raiders	S	4	2	2	0.0	0.0	0	0	1	0	0	0	0	0	0	0	0	0	0	0	0	0	0	0	W	42-24
10/27	at Chiefs	S	3	2	1	2.0	18.0	2	18	3	0	0	0	0	0	0	0	0	0	0	0	0	0	0	0	W	31-24
11/03	at Chargers	S	10	5	5	0.5	1.0	1	0	2	0	0	0	0	0	0	0	0	0	0	0	0	0	0	0	L	11-26
11/10	Panthers	S	2	1	1	0.0	0.0	0	0	8	0	0	0	0	0	0	0	0	0	0	0	0	0	0	0	W	24-16
11/24	at 49ers	S	7	5	2	1.5	14.5	2	18	1	0	0	0	0	0	0	0	0	0	0	0	0	0	0	0	L	8-37
12/01	at Giants	S	4	2	2	0.0	0.0	1	8	6	0	0	0	0	0	0	0	0	0	0	0	0	0	0	0	W	31-13
12/08	Washington	S	5	4	1	0.0	0.0	1	1	2	0	0	0	0	0	1	0	0	0	0	0	0	0	0	0	W	20-15
12/15	Bears	S	3	1	2	0.0	0.0	0	0	2	0	0	0	0	0	0	0	0	0	0	0	0	0	0	0	W	21-13
12/23	at Vikings	S	8	6	2	3.5	32.0	5	34	2	0	0	0	0	0	0	0	0	0	0	0	0	0	0	0	W	23-10
12/29	at Lions	S	3	1	2	0.0	0.0	1	0	4	0	0	0	0	0	0	0	0	0	0	0	0	0	0	0	W	23-20
2019 TOTALS		**16-16**	**78**	**44**	**34**	**13.5**	**112.5**	**19**	**126**	**51**	**0**	**0**	**0**	**0**	**0**	**1**	**0**	**0**	**0**	**0**	**0**	**0**	**0**	**0**	**0**	**13-3**	

2019 GAME-BY-GAME POSTSEASON STATISTICS (PACKERS)

			TACKLES								INTERCEPTIONS					O. FUMB			ST				MISC			
DATE	OPPONENT	P/S	TK	S	A	SK	YDS	TFL	YDS	QBH	NO	YDS	LG	TD	PD	FF	FR	YDS	TK	S	A	FF	FR	S	A	W/L	SCORE
01/12	Seahawks	S	3	2	1	2.0	4.0	1	4	3	0	0	0	0	0	0	0	0	0	0	0	0	0	0	0	W	28-23
01/19	at 49ers	S	6	3	3	0.0	0.0	0	0	0	0	0	0	0	0	0	0	0	0	0	0	0	0	0	0	L	20-37
2019 TOTALS		**2-2**	**9**	**5**	**4**	**2.0**	**4.0**	**1**	**4**	**3**	**0**	**0**	**0**	**0**	**0**	**0**	**0**	**0**	**0**	**0**	**0**	**0**	**0**	**0**	**0**	**1-1**	



Ht: 6-5 | Wt: 214 | Born: September 30, 1996 | NFL Games Played/Started: 12/7 | Acquired: D6-18

AT A GLANCE ...

- First name is pronounced eck-wah-nihm-ee-ous.
- Spent the entire 2019 season on injured reserve due to an ankle injury sustained in the preseason.
- Played in 12 games with seven starts in 2018 and posted 21 receptions for 328 yards (15.6 avg.). Ranked No. 5 in the league among rookies (min. 15 rec.) in yards per catch.
- Of his 21 receptions on the season, 13 picked up first downs (58.3 percent) and 12 were for 15-plus yards (52.2 percent).
- Teamed with WR Marquez Valdes-Scantling to become the first rookie duo in team history to both register 20-plus receptions with an average of 15.0-plus yards per catch.
- Started 25 of the 32 games he played in over three seasons at Notre Dame, catching 92 passes for 1,484 yards (16.1 avg.) and 13 TDs.
- Named Notre Dame's Offensive Player of the Year as a sophomore in 2016 after leading the Irish with 58 receptions for 961 yards (16.5 avg.) and nine TDs. Ranked No. 6 in receiving yards, tied for No. 6 in TD receptions and No. 7 in receiving yards per game (80.1) among FBS freshmen and sophomores.

2020 SEASON: At Minnesota (Sept. 13): Inactive (healthy scratch).

REGULAR SEASON COMPARISON: RECEIVING - DETROIT LIONS

DATE	OPP	W/L	GP/GS	REC	YDS	AVG	TD	LG	TGTS	YAC
10/7/18	GB @ DET	L	S	3	89	29.7	0	54	5	38
TOTALS		**0/1**	**1/1**	**3**	**89**	**29.7**	**0**	**54**	**5**	**38**

EQUANIMEOUS ST. BROWN'S NFL REGULAR SEASON RUSHING/RECEIVING STATISTICS

				RECEIVING					RUSHING				
DATE	TEAM	GP	GS	NO.	YDS	AVG	LG	TD	NO.	YDS.	AVG.	LG	TD
2018	Packers	12	7	21	328	15.6	54	0	1	5	5.0	5	0
NFL TOTALS		**12**	**7**	**21**	**328**	**15.6**	**54**	**0**	**1**	**5**	**5.0**	**5**	**0**

EQUANIMEOUS ST. BROWN'S NFL REGULAR SEASON RETURN STATISTICS

		KICKOFF RETURNS					PUNT RETURNS					
DATE	TEAM	RET.	YDS.	AVG.	LG	TD	NO.	FC	YDS	AVG	LG	TD
2018	Packers	0	0	0.0	0	0	0	0	0	0.0	0	0
NFL TOTALS		**0**	**0**	**0.0**	**0**	**0**	**0**	**0**	**0**	**0.0**	**0**	**0**

SINGLE-GAME HIGHS: RUSHING/RECEIVING

Rush Attempts	1 at Minnesota Vikings, Nov 25, 2018	**Receiving Yards**	94 at New York Jets, Dec 23, 2018
Rushing Yards	5 at Minnesota Vikings, Nov 25, 2018		89 at Detroit Lions, Oct 07, 2018
Longest Runs	5 at Minnesota Vikings, Nov 25, 2018	**Longest Receptions**	54 at Detroit Lions, Oct 07, 2018
Receptions	5 at New York Jets, Dec 23, 2018		34 at New York Jets, Dec 23, 2018
	3 at Minnesota Vikings, Nov 25, 2018	**All-purpose yards**	94 at New York Jets, Dec 23, 2018
	...1 more at 3.		89 at Detroit Lions, Oct 07, 2018

2020 GAME-BY-GAME REGULAR SEASON STATISTICS (PACKERS)

			RECEIVING					RUSHING						
DATE	OPPONENT	P/S	NO	YDS	AVG	LG	TD	NO	YDS	AVG	LG	TD	W/L	SCORE
09/13	at Vikings		ON INACTIVE LIST										W	43-34
2020 TOTALS		**0-0**	**0**	**0**	**0.0**	**0**	**0**	**0**	**0**	**0.0**	**0**	**0**	**1-0**	

2020 GAME-BY-GAME REGULAR SEASON STATISTICS (PACKERS)

			KICKOFF RETURNS					PUNT RETURNS							
DATE	OPPONENT	P/S	RET	YDS	AVG	LG	TD	NO	FC	YDS	AVG	LG	TD	W/L	SCORE
09/13	at Vikings		ON INACTIVE LIST											W	43-34
2020 TOTALS		**0-0**	**0**	**0**	**0.0**	**0**	**0**	**0**	**0**	**0**	**0.0**	**0**	**0**	**1-0**	



JACE STERNBERGER

87 TIGHT END
TEXAS A&M

Second NFL Season | Second Packers Season

Ht: 6-4 | Wt: 251 | Born: June 26, 1996 | NFL Games Played/Started: 7/1 | Acquired: D3-19

AT A GLANCE ...

- Appeared in six games with one start during the regular season in 2019 after spending the first eight games of the season on injured reserve (ankle).
- Played in both playoff contests with one start and caught a 9-yard TD pass in the NFC Championship Game at San Francisco, becoming just the second rookie tight end in team history (Richard Rodgers) to catch a TD pass in the postseason.
- Selected by the Packers in the third round (No. 75 overall) of the 2019 NFL Draft, becoming the highest-drafted tight end by Green Bay since Bubba Franks in 2000 (No. 14 overall).
- Earned first-team All-America honors from *The Associated Press* in 2018 after setting Texas A&M records for a tight end with 10 receiving TDs and 832 receiving yards.
- Finished No. 1 in the country among tight ends in receiving TDs and ranked No. 2 in receiving yards (832) and yards per catch (17.3 avg.) in 2018.

2020 SEASON: At Minnesota (Sept. 13): Appeared on 12 snaps on offense and 13 on special teams.

JACE STERNBERGER'S NFL REGULAR SEASON RUSHING/RECEIVING STATISTICS

				RECEIVING					RUSHING				
DATE	TEAM	GP	GS	NO.	YDS	AVG	LG	TD	NO.	YDS.	AVG.	LG	TD
2019	Packers	6	1	0	0	0.0	0	0	0	0	0.0	0	0
2020	Packers	1	0	0	0	0.0	0	0	0	0	0.0	0	0
NFL TOTALS		**7**	**1**	**0**	**0**	**0.0**	**0**	**0**	**0**	**0**	**0.0**	**0**	**0**

JACE STERNBERGER'S NFL POSTSEASON RUSHING/RECEIVING STATISTICS

				RECEIVING					RUSHING				
DATE	TEAM	GP	GS	NO.	YDS	AVG	LG	TD	NO.	YDS.	AVG.	LG	TD
2019	Packers	2	1	3	15	5.0	8t	1	0	0	0.0	0	0
NFL TOTALS		**2**	**1**	**3**	**15**	**5.0**	**8t**	**1**	**0**	**0**	**0.0**	**0**	**0**

SINGLE-GAME HIGHS: RUSHING/RECEIVING

Special Teams Tackles 1 vs. Carolina Panthers, Nov 10, 2019

SINGLE-GAME HIGHS - POSTSEASON: RUSHING/RECEIVING

Receptions
2 at San Francisco 49ers, Jan 19, 2020
1 vs. Seattle Seahawks, Jan 12, 2020

Receiving Yards
13 at San Francisco 49ers, Jan 19, 2020
2 vs. Seattle Seahawks, Jan 12, 2020

Longest Receptions
8t at San Francisco 49ers, Jan 19, 2020
5 at San Francisco 49ers, Jan 19, 2020

Receiving TDs
1 at San Francisco 49ers, Jan 19, 2020

All-purpose yards
13 at San Francisco 49ers, Jan 19, 2020
2 vs. Seattle Seahawks, Jan 12, 2020

Special Teams Tackles
1 vs. Seattle Seahawks, Jan 12, 2020

Most TDs
1 at San Francisco 49ers, Jan 19, 2020

2020 GAME-BY-GAME REGULAR SEASON STATISTICS (PACKERS)

			RECEIVING					RUSHING						
DATE	OPPONENT	P/S	NO	YDS	AVG	LG	TD	NO	YDS	AVG	LG	TD	W/L	SCORE
09/13	at Vikings	P	0	0	0.0	0	0	0	0	0.0	0	0	W	43-34
2020 TOTALS		**1-0**	**0**	**0**	**0.0**	**0**	**0**	**0**	**0**	**0.0**	**0**	**0**	**1-0**	

2019 GAME-BY-GAME REGULAR SEASON STATISTICS (PACKERS)

			RECEIVING					RUSHING						
DATE	OPPONENT	P/S	NO	YDS	AVG	LG	TD	NO	YDS	AVG	LG	TD	W/L	SCORE
09/05	at Bears		INJURED RESERVE – DESIGNATED FOR RETURN										W	10-3
09/15	Vikings		INJURED RESERVE – DESIGNATED FOR RETURN										W	21-16
09/22	Broncos		INJURED RESERVE – DESIGNATED FOR RETURN										W	27-16
09/26	Eagles		INJURED RESERVE – DESIGNATED FOR RETURN										L	27-34
10/06	at Cowboys		INJURED RESERVE – DESIGNATED FOR RETURN										W	34-24
10/14	Lions		INJURED RESERVE – DESIGNATED FOR RETURN										W	23-22
10/20	Raiders		INJURED RESERVE – DESIGNATED FOR RETURN										W	42-24
10/27	at Chiefs		INJURED RESERVE – DESIGNATED FOR RETURN										W	31-24
11/03	at Chargers	P	0	0	0.0	0	0	0	0	0.0	0	0	L	11-26
11/10	Panthers	P	0	0	0.0	0	0	0	0	0.0	0	0	W	24-16
11/24	at 49ers		INACTIVE										L	8-37
12/01	at Giants	P	0	0	0.0	0	0	0	0	0.0	0	0	W	31-13
12/08	Washington	S	0	0	0.0	0	0	0	0	0.0	0	0	W	20-15
12/15	Bears	P	0	0	0.0	0	0	0	0	0.0	0	0	W	21-13
12/23	at Vikings		INACTIVE										W	23-10
12/29	at Lions	P	0	0	0.0	0	0	0	0	0.0	0	0	W	23-20
2019 TOTALS		**6-1**	**0**	**0**	**0.0**	**0**	**0**	**0**	**0**	**0.0**	**0**	**0**	**13-3**	

2019 GAME-BY-GAME POSTSEASON STATISTICS (PACKERS)

			RECEIVING					RUSHING						
DATE	OPPONENT	P/S	NO	YDS	AVG	LG	TD	NO	YDS	AVG	LG	TD	W/L	SCORE
01/12	Seahawks	P	1	2	2.0	2	0	0	0	0.0	0	0	W	28-23
01/19	at 49ers	S	2	13	6.5	8t	1	0	0	0.0	0	0	L	20-37
2019 TOTALS		**2-1**	**3**	**15**	**5.0**	**8t**	**1**	**0**	**0**	**0.0**	**0**	**0**	**1-1**	



CHANDON SULLIVAN

39 CORNERBACK
GEORGIA STATE

Third NFL Season | Second Packers Season

Ht: 5-11 | Wt: 189 | Born: August 7, 1996 | NFL Games Played/Started: 22/1 | Acquired: FA-19

AT A GLANCE ...

- Played in all 16 regular-season games for the Packers in 2019, seeing time on defense and special teams, and started one of two playoff games he appeared in.
- In his first season with Green Bay, posted 26 tackles (17 solo), an interception, a forced fumble, a QB hit and eight passes defensed on defense while returning three kickoffs for 48 yards (16.0 avg.) and adding two tackles on special teams.
- Originally entered the NFL as an undrafted free agent with Philadelphia in 2018 and spent the first seven weeks of the 2018 season on the Eagles' practice squad before being promoted to the active roster on Oct. 26, where he would appear in five games with one start.
- Played in every game for Georgia State from 2014-17, a school-record 49 games, with 44 starts, and earned All-Sun Belt recognition in each of his last three seasons.

2020 SEASON: At Minnesota (Sept. 13): Played 36 snaps on defense and 11 snaps on special teams…Posted three tackles (two solo) on defense.

REGULAR SEASON COMPARISON: DEFENSIVE - DETROIT LIONS

										TACKLES			MISC		
DATE	OPP	W/L	GP/GS	TOT	SOLO	ASST	SACK	YDS	INT	TFL	PD	QBH	TD	FF	FR
10/14/19	GB vs. DET	W	P	2	2	0	0.0	0	0	0	0	0	0	0	0
12/29/19	GB @ DET	W	P	3	2	1	0.0	0	0	0	2	0	0	0	0
TOTALS		**2/0**	**2/0**	**5**	**4**	**1**	**0.0**	**0**	**0**	**0**	**2**	**0**	**0**	**0**	**0**

CHANDON SULLIVAN'S NFL REGULAR SEASON DEFENSIVE STATISTICS

				TACKLES								INTERCEPTIONS					O. FUMB			ST				MISC	
DATE	TEAM	GP	GS	TK	S	A	TFL	YDS	SK	YDS	QBH	NO	YDS	LG	TD	PD	FF	FR	YDS	TK	S	A	FF	FR	S	A
2018	Eagles	5	1	11	7	4	0	0	0.0	0.0	0	0	0	0	0	1	0	0	0	0	0	0	0	0	0	0
2019	Packers	16	0	26	17	9	0	0	0.0	0.0	1	1	7	7	0	8	1	0	0	2	1	1	0	0	0	0
2020	Packers	1	0	3	2	1	0	0	0.0	0.0	0	0	0	0	0	0	0	0	0	0	0	0	0	0	0	0
NFL TOTALS		**22**	**1**	**40**	**26**	**14**	**0**	**0**	**0.0**	**0.0**	**1**	**1**	**7**	**7**	**0**	**9**	**1**	**0**	**0**	**2**	**1**	**1**	**0**	**0**	**0**	**0**

CHANDON SULLIVAN'S NFL POSTSEASON DEFENSIVE STATISTICS

				TACKLES								INTERCEPTIONS					O. FUMB			ST				MISC	
DATE	TEAM	GP	GS	TK	S	A	TFL	YDS	SK	YDS	QBH	NO	YDS	LG	TD	PD	FF	FR	YDS	TK	S	A	FF	FR	S	A
2019	Packers	2	1	1	1	0	0	0	0.0	0.0	0	0	0	0	0	0	0	0	0	0	0	0	0	0	0	0
NFL TOTALS		**2**	**1**	**1**	**1**	**0**	**0**	**0**	**0.0**	**0.0**	**0**	**0**	**0**	**0**	**0**	**0**	**0**	**0**	**0**	**0**	**0**	**0**	**0**	**0**	**0**	**0**

SINGLE-GAME HIGHS: DEFENSIVE

Total Tackles	6 at New Orleans Saints, Nov 18, 2018 4 at San Francisco 49ers, Nov 24, 2019 ...2 more at 4.
Passes Defensed	2 at Detroit Lions, Dec 29, 2019 1 at Minnesota Vikings, Dec 23, 2019 ...6 more at 1.
Forced Fumbles	1 vs. Chicago Bears, Dec 15, 2019
Interceptions	1 at Dallas Cowboys, Oct 06, 2019
Interception Return Yards	7 at Dallas Cowboys, Oct 06, 2019
Special Teams Tackles	1 at New York Giants, Dec 01, 2019 1 vs. Carolina Panthers, Nov 10, 2019

SINGLE-GAME HIGHS - POSTSEASON: DEFENSIVE

Total Tackles	1 vs. Seattle Seahawks, Jan 12, 2020

2020 GAME-BY-GAME REGULAR SEASON STATISTICS (PACKERS)

			TACKLES							INTERCEPTIONS					O. FUMB			ST					MISC			
DATE	OPPONENT	P/S	TK	S	A	SK	YDS	TFL	YDS	QBH	NO	YDS	LG	TD	PD	FF	FR	YDS	TK	S	A	FF	FR	S	A	W/L	SCORE
09/13	at Vikings	P	3	2	1	0.0	0.0	0	0	0	0	0	0	0	0	0	0	0	0	0	0	0	0	0	0	W	43-34
2020 TOTALS		**1-0**	**3**	**2**	**1**	**0.0**	**0.0**	**0**	**0**	**0**	**0**	**0**	**0**	**0**	**0**	**0**	**0**	**0**	**0**	**0**	**0**	**0**	**0**	**0**	**0**	**1-0**	

2019 GAME-BY-GAME REGULAR SEASON STATISTICS (PACKERS)

			TACKLES								INTERCEPTIONS					O. FUMB			ST				MISC			
DATE	OPPONENT	P/S	TK	S	A	SK	YDS	TFL	YDS	QBH	NO	YDS	LG	TD	PD	FF	FR	YDS	TK	S	A	FF	FR	S	A	W/L	SCORE
09/05	at Bears	P	0	0	0	0.0	0.0	0	0	0	0	0	0	0	0	0	0	0	0	0	0	0	0	0	0	W	10-3
09/15	Vikings	P	0	0	0	0.0	0.0	0	0	0	0	0	0	0	0	0	0	0	0	0	0	0	0	0	0	W	21-16
09/22	Broncos	P	0	0	0	0.0	0.0	0	0	0	0	0	0	0	0	0	0	0	0	0	0	0	0	0	0	W	27-16
09/26	Eagles	P	0	0	0	0.0	0.0	0	0	0	0	0	0	0	0	0	0	0	0	0	0	0	0	0	0	L	27-34
10/06	at Cowboys	P	3	2	1	0.0	0.0	0	0	0	1	7	7	0	1	0	0	0	0	0	0	0	0	0	0	W	34-24
10/14	Lions	P	2	2	0	0.0	0.0	0	0	0	0	0	0	0	0	0	0	0	0	0	0	0	0	0	0	W	23-22
10/20	Raiders	P	2	2	0	0.0	0.0	0	0	0	0	0	0	0	0	0	0	0	0	0	0	0	0	0	0	W	42-24
10/27	at Chiefs	P	0	0	0	0.0	0.0	0	0	0	0	0	0	0	1	0	0	0	0	0	0	0	0	0	0	W	31-24
11/03	at Chargers	P	4	1	3	0.0	0.0	0	0	0	0	0	0	0	0	0	0	0	0	0	0	0	0	0	0	L	11-26
11/10	Panthers	P	0	0	0	0.0	0.0	0	0	0	0	0	0	0	0	0	0	0	1	0	1	0	0	0	0	W	24-16
11/24	at 49ers	P	4	2	2	0.0	0.0	0	0	0	0	0	0	0	0	0	0	0	0	0	0	0	0	0	0	L	8-37
12/01	at Giants	P	3	2	1	0.0	0.0	0	0	0	0	0	0	0	1	0	0	0	1	1	0	0	0	0	0	W	31-13
12/08	Washington	P	2	2	0	0.0	0.0	0	0	0	0	0	0	0	1	0	0	0	0	0	0	0	0	0	0	W	20-15
12/15	Bears	P	3	2	1	0.0	0.0	0	0	1	0	0	0	0	1	1	0	0	0	0	0	0	0	0	0	W	21-13
12/23	at Vikings	P	0	0	0	0.0	0.0	0	0	0	0	0	0	0	1	0	0	0	0	0	0	0	0	0	0	W	23-10
12/29	at Lions	P	3	2	1	0.0	0.0	0	0	0	0	0	0	0	2	0	0	0	0	0	0	0	0	0	0	W	23-20
2019 TOTALS		**16-0**	**26**	**17**	**9**	**0.0**	**0.0**	**0**	**0**	**1**	**1**	**7**	**7**	**0**	**8**	**1**	**0**	**0**	**2**	**1**	**1**	**0**	**0**	**0**	**0**	**13-3**	

2019 GAME-BY-GAME POSTSEASON STATISTICS (PACKERS)

			TACKLES								INTERCEPTIONS					O. FUMB			ST				MISC			
DATE	OPPONENT	P/S	TK	S	A	SK	YDS	TFL	YDS	QBH	NO	YDS	LG	TD	PD	FF	FR	YDS	TK	S	A	FF	FR	S	A	W/L	SCORE
01/12	Seahawks	S	1	1	0	0.0	0.0	0	0	0	0	0	0	0	0	0	0	0	0	0	0	0	0	0	0	W	28-23
01/19	at 49ers	P	0	0	0	0.0	0.0	0	0	0	0	0	0	0	0	0	0	0	0	0	0	0	0	0	0	L	20-37
2019 TOTALS		**2-1**	**1**	**1**	**0**	**0.0**	**0.0**	**0**	**0**	**0**	**0**	**0**	**0**	**0**	**0**	**0**	**0**	**0**	**0**	**0**	**0**	**0**	**0**	**0**	**0**	**1-1**	

Ht: 6-1 | Wt: 241 | Born: December 31, 1995 | NFL Games Played/Started: 17/0 | Acquired: D7-19

AT A GLANCE ...

- Played in all 16 regular-season games on special teams as a rookie and registered seven tackles (tied for No. 3 on the team). Also appeared in both playoff contests on special teams and posted two tackles.
- Joined LB Rashan Gary and G Elgton Jenkins as the only Green Bay rookies to play all 16 games and both postseason contests in 2019.
- Played in 51 games with 32 starts for TCU (2014-18) and recorded 319 tackles (168 solo), the second most by a Horned Frog in the first 18 seasons of the tenure of head coach Gary Patterson.
- Tallied 14 games with 10-plus tackles from 2015-18, ranking No. 3 in the Big 12 over that time span (Kansas LB Joe Dineen, 22 and TCU LB Travin Howard, 17), according to sports-reference.com.
- Was a dual-threat quarterback and a safety at Reagan High School in San Antonio, Texas, earning unanimous All-District 26-5A honors as a senior.

2020 SEASON: At Minnesota (Sept. 13): Appeared on a team-high 19 snaps on special teams.

TY SUMMERS' NFL REGULAR SEASON DEFENSIVE STATISTICS

				TACKLES								INTERCEPTIONS					O. FUMB			ST					MISC	
DATE	TEAM	GP	GS	TK	S	A	TFL	YDS	SK	YDS	QBH	NO	YDS	LG	TD	PD	FF	FR	YDS	TK	S	A	FF	FR	S	A
2019	Packers	16	0	0	0	0	0	0	0.0	0.0	0	0	0	0	0	0	0	0	0	4	2	2	0	0	0	0
2020	Packers	1	0	0	0	0	0	0	0.0	0.0	0	0	0	0	0	0	0	0	0	0	0	0	0	0	0	0
NFL TOTALS		**17**	**0**	**0**	**0**	**0**	**0**	**0**	**0.0**	**0.0**	**0**	**0**	**0**	**0**	**0**	**0**	**0**	**0**	**0**	**4**	**2**	**2**	**0**	**0**	**0**	**0**

TY SUMMERS' NFL POSTSEASON DEFENSIVE STATISTICS

				TACKLES								INTERCEPTIONS					O. FUMB			ST					MISC	
DATE	TEAM	GP	GS	TK	S	A	TFL	YDS	SK	YDS	QBH	NO	YDS	LG	TD	PD	FF	FR	YDS	TK	S	A	FF	FR	S	A
2019	Packers	2	0	0	0	0	0	0	0.0	0.0	0	0	0	0	0	0	0	0	0	2	0	2	0	0	0	0
NFL TOTALS		**2**	**0**	**0**	**0**	**0**	**0**	**0**	**0.0**	**0.0**	**0**	**0**	**0**	**0**	**0**	**0**	**0**	**0**	**0**	**2**	**0**	**2**	**0**	**0**	**0**	**0**

SINGLE-GAME HIGHS: DEFENSIVE

Special Teams Tackles
1 vs. Chicago Bears, Dec 15, 2019
1 vs. Denver Broncos, Sep 22, 2019
...2 more at 1.

SINGLE-GAME HIGHS - POSTSEASON: DEFENSIVE

Special Teams Tackles
2 vs. Seattle Seahawks, Jan 12, 2020

2020 GAME-BY-GAME REGULAR SEASON STATISTICS (PACKERS)

			TACKLES								INTERCEPTIONS						O. FUMB			ST						MISC			
DATE	OPPONENT	P/S	TK	S	A	SK	YDS	TFL	YDS	QBH	NO	YDS	LG	TD	PD		FF	FR	YDS	TK	S	A	FF	FR		S	A	W/L	SCORE
09/13	at Vikings	P	0	0	0	0.0	0.0	0	0	0	0	0	0	0	0		0	0	0	0	0	0	0	0		0	0	W	43-34
2020 TOTALS		**1-0**	**0**	**0**	**0**	**0.0**	**0.0**	**0**	**0**	**0**	**0**	**0**	**0**	**0**	**0**		**0**	**0**	**0**	**0**	**0**	**0**	**0**	**0**		**0**	**0**	**1-0**	

2019 GAME-BY-GAME REGULAR SEASON STATISTICS (PACKERS)

			TACKLES								INTERCEPTIONS					O. FUMB			ST				MISC			
DATE	OPPONENT	P/S	TK	S	A	SK	YDS	TFL	YDS	QBH	NO	YDS	LG	TD	PD	FF	FR	YDS	TK	S	A	FF	FR	S	A	W/L	SCORE
09/05	at Bears	P	0	0	0	0.0	0.0	0	0	0	0	0	0	0	0	0	0	0	1	0	1	0	0	0	0	W	10-3
09/15	Vikings	P	0	0	0	0.0	0.0	0	0	0	0	0	0	0	0	0	0	0	1	1	0	0	0	0	0	W	21-16
09/22	Broncos	P	0	0	0	0.0	0.0	0	0	0	0	0	0	0	0	0	0	0	1	1	0	0	0	0	0	W	27-16
09/26	Eagles	P	0	0	0	0.0	0.0	0	0	0	0	0	0	0	0	0	0	0	0	0	0	0	0	0	0	L	27-34
10/06	at Cowboys	P	0	0	0	0.0	0.0	0	0	0	0	0	0	0	0	0	0	0	0	0	0	0	0	0	0	W	34-24
10/14	Lions	P	0	0	0	0.0	0.0	0	0	0	0	0	0	0	0	0	0	0	0	0	0	0	0	0	0	W	23-22
10/20	Raiders	P	0	0	0	0.0	0.0	0	0	0	0	0	0	0	0	0	0	0	0	0	0	0	0	0	0	W	42-24
10/27	at Chiefs	P	0	0	0	0.0	0.0	0	0	0	0	0	0	0	0	0	0	0	0	0	0	0	0	0	0	W	31-24
11/03	at Chargers	P	0	0	0	0.0	0.0	0	0	0	0	0	0	0	0	0	0	0	0	0	0	0	0	0	0	L	11-26
11/10	Panthers	P	0	0	0	0.0	0.0	0	0	0	0	0	0	0	0	0	0	0	0	0	0	0	0	0	0	W	24-16
11/24	at 49ers	P	0	0	0	0.0	0.0	0	0	0	0	0	0	0	0	0	0	0	0	0	0	0	0	0	0	L	8-37
12/01	at Giants	P	0	0	0	0.0	0.0	0	0	0	0	0	0	0	0	0	0	0	0	0	0	0	0	0	0	W	31-13
12/08	Washington	P	0	0	0	0.0	0.0	0	0	0	0	0	0	0	0	0	0	0	0	0	0	0	0	0	0	W	20-15
12/15	Bears	P	0	0	0	0.0	0.0	0	0	0	0	0	0	0	0	0	0	0	1	0	1	0	0	0	0	W	21-13
12/23	at Vikings	P	0	0	0	0.0	0.0	0	0	0	0	0	0	0	0	0	0	0	0	0	0	0	0	0	0	W	23-10
12/29	at Lions	P	0	0	0	0.0	0.0	0	0	0	0	0	0	0	0	0	0	0	0	0	0	0	0	0	0	W	23-20
2019 TOTALS		**16-0**	**0**	**0**	**0**	**0.0**	**0.0**	**0**	**0**	**0**	**0**	**0**	**0**	**0**	**0**	**0**	**0**	**0**	**4**	**2**	**2**	**0**	**0**	**0**	**0**	**13-3**	

2019 GAME-BY-GAME POSTSEASON STATISTICS (PACKERS)

			TACKLES								INTERCEPTIONS					O. FUMB			ST				MISC			
DATE	OPPONENT	P/S	TK	S	A	SK	YDS	TFL	YDS	QBH	NO	YDS	LG	TD	PD	FF	FR	YDS	TK	S	A	FF	FR	S	A	W/L	SCORE
01/12	Seahawks	P	0	0	0	0.0	0.0	0	0	0	0	0	0	0	0	0	0	0	2	0	2	0	0	0	0	W	28-23
01/19	at 49ers	P	0	0	0	0.0	0.0	0	0	0	0	0	0	0	0	0	0	0	0	0	0	0	0	0	0	L	20-37
2019 TOTALS		**2-0**	**0**	**0**	**0**	**0.0**	**0.0**	**0**	**0**	**0**	**0**	**0**	**0**	**0**	**0**	**0**	**0**	**0**	**2**	**0**	**2**	**0**	**0**	**0**	**0**	**1-1**	

LANE TAYLOR

65 GUARD
OKLAHOMA STATE

Eighth NFL Season | Eighth Packers Season



Ht: 6-3 | Wt: 324 | Born: November 22, 1989 | NFL Games Played/Started: 79/50 | Acquired: FA-13

AT A GLANCE ...

- Has opened games at three different spots on the offensive line during his seven-year career (46 at left guard, two at left tackle, two at right guard). Started all 45 games he played in during the 2016-18 seasons, the most by a Green Bay player over that span.
- In three seasons as a full-time starter (2016-18), helped the Packers rank No. 1 in the NFL over that span with an average of 4.66 yards per carry, the best three-year mark by the team since 1961-63 (4.72 avg.)
- Started all 15 games he appeared in during the 2017 season, opening 13 at LG and two at LT, the first starts of his career at LT.
- Started a career-high 16 games at LG in 2016, one of three Green Bay linemen (David Bakhtiari, Bryan Bulaga) to open every game on the season.
- Made his first career starts in 2015, opening at RG at Detroit in Week 13 in place of an injured T.J. Lang and at LG in Week 17 vs. Minnesota with Josh Sitton sliding to LT in place of an injured Bakhtiari.
- A four-year letterman at Oklahoma State, he was a unanimous first-team All-Big 12 selection at RG by the conference's coaches as a senior in 2012 and also earned first-team all-conference recognition from *The Associated Press*.

2020 SEASON: At Minnesota (Sept. 13): Started at RG and played 63 snaps before sustaining a knee injury midway through the fourth quarter. Helped the Packers register their first zero-sack game against the Vikings since Oct. 24, 2010, and their first game in franchise history with 40-plus points, 500-plus yards, 30-plus first downs and no turnovers. Blocked for QB Aaron Rodgers as he connected on 32 of 44 passes for 364 yards and four TDs with no INTs for a 127.5 rating.

LANE TAYLOR'S NFL REGULAR SEASON STATISTICS

DATE	TEAM	GP	GS
2013	Packers	10	0
2014	Packers	16	0
2015	Packers	4	2
2016	Packers	16	16
2017	Packers	15	15
2018	Packers	15	14
2019	Packers	2	2
2020	Packers	1	1
NFL TOTALS		**79**	**50**

LANE TAYLOR'S NFL POSTSEASON STATISTICS

DATE	TEAM	GP	GS
2014	Packers	2	0
2015	Packers	2	0
2016	Packers	3	3
NFL TOTALS		**7**	**3**

2020 GAME-BY-GAME REGULAR SEASON STATISTICS (PACKERS)

DATE	OPPONENT	P/S		W/L	SCORE
09/13	at Vikings	S		W	43-34
2020 TOTALS		**1-1**		**1-0**	

MALIK TAYLOR

86 WIDE RECEIVER
FERRIS STATE

First NFL Season | First Packers Season

Ht: 6-1 | Wt: 220 | Born: December 21, 1995 | NFL Games Played/Started: 1/0 | Acquired: FA-19

AT A GLANCE ...

- Spent the entire 2019 season on the Packers' practice squad. Originally signed by Green Bay on July 7, 2019.
- Entered the NFL as an undrafted free agent with the Tampa Bay Buccaneers on May 10, 2019.
- Played in 45 games with 30 starts at Ferris State (2015-18) and posted 121 receptions for 2,091 yards (17.3 avg.) and 12 TDs, finishing his career ranked No. 7 in school history in receiving yards.

2020 SEASON: At Minnesota (Sept. 13): Made his NFL debut, appearing on one play on offense and 14 on special teams.

MALIK TAYLOR'S NFL REGULAR SEASON RUSHING/RECEIVING STATISTICS

				RECEIVING					RUSHING				
DATE	TEAM	GP	GS	NO.	YDS	AVG	LG	TD	NO.	YDS.	AVG.	LG	TD
2020	Packers	1	0	0	0	0.0	0	0	0	0	0.0	0	0
NFL TOTALS		**1**	**0**	**0**	**0**	**0.0**	**0**	**0**	**0**	**0**	**0.0**	**0**	**0**

2020 GAME-BY-GAME REGULAR SEASON STATISTICS (PACKERS)

			RECEIVING					RUSHING						
DATE	OPPONENT	P/S	NO	YDS	AVG	LG	TD	NO	YDS	AVG	LG	TD	W/L	SCORE
09/13	at Vikings	P	0	0	0.0	0	0	0	0	0.0	0	0	W	43-34
2020 TOTALS		**1-0**	**0**	**0**	**0.0**	**0**	**0**	**0**	**0**	**0.0**	**0**	**0**	**1-0**	

2020 GAME-BY-GAME REGULAR SEASON STATISTICS (PACKERS)

			KICKOFF RETURNS					PUNT RETURNS							
DATE	OPPONENT	P/S	RET	YDS	AVG	LG	TD	NO	FC	YDS	AVG	LG	TD	W/L	SCORE
09/13	at Vikings	P	0	0	0.0	0	0	0	0	0	0.0	0	0	W	43-34
2020 TOTALS		**1-0**	**0**	**0**	**0.0**	**0**	**0**	**0**	**0**	**0**	**0.0**	**0**	**0**	**1-0**	

Ht: 6-5 | Wt: 237 | Born: April 30, 1994 | NFL Games Played/Started: 28/2 | Acquired: FA-17

AT A GLANCE ...

- Appeared in 11 games with one start in 2019 and posted 10 receptions for 100 yards (10.0 avg.) and a TD.
- Caught a 54-yard TD pass from QB Aaron Rodgers at Seattle in 2018, becoming the first Packer to post a TD catch of 50-plus yards on his first career reception since WR Jessie Clark (75-yard TD catch) vs. Tampa Bay on Oct. 2, 1983.
- Joined the Packers in December 2017 and spent the final four weeks that season on Green Bay's practice squad. Originally entered the NFL with the Detroit Lions in May 2017 as an undrafted free agent.
- Played WR for his final three seasons at Indiana State, where he finished as the school's leader in career TD receptions (20), single-season TD receptions (10, 2016) and most consecutive games with a reception (21, 2015-16).
- Earned second-team All-Missouri Valley Football Conference honors as a senior in 2016 after leading the team in receptions (56), receiving yards (699) and receiving TDs (10).

2020 SEASON: At Minnesota (Sept. 13): Played 48 snaps on offense and 10 on special teams, helping clear holes for the Packers to rush for 158 yards on 32 carries (4.9 avg.).

REGULAR SEASON COMPARISON: RECEIVING - DETROIT LIONS

DATE	OPP	W/L	GP/GS	REC	YDS	AVG	TD	LG	TGTS	YAC
12/30/18	GB vs. DET	L	S	1	7	7.0	0	7	2	3
12/29/19	GB @ DET	W	P	2	9	4.5	0	9	3	1
TOTALS		**1/1**	**2/1**	**3**	**16**	**5.3**	**0**	**9**	**5**	**4**

ROBERT TONYAN'S NFL REGULAR SEASON RUSHING/RECEIVING STATISTICS

				RECEIVING					RUSHING				
DATE	TEAM	GP	GS	NO.	YDS	AVG	LG	TD	NO.	YDS.	AVG.	LG	TD
2018	Packers	16	1	4	77	19.3	54t	1	0	0	0.0	0	0
2019	Packers	11	1	10	100	10.0	28	1	0	0	0.0	0	0
2020	Packers	1	0	0	0	0.0	0	0	0	0	0.0	0	0
NFL TOTALS		**28**	**2**	**14**	**177**	**12.6**	**54t**	**2**	**0**	**0**	**0.0**	**0**	**0**

ROBERT TONYAN'S NFL POSTSEASON RUSHING/RECEIVING STATISTICS

				RECEIVING					RUSHING				
DATE	TEAM	GP	GS	NO.	YDS	AVG	LG	TD	NO.	YDS.	AVG.	LG	TD
2019	Packers	2	0	0	0	0.0	0	0	0	0	0.0	0	0
NFL TOTALS		**2**	**0**	**0**	**0**	**0.0**	**0**	**0**	**0**	**0**	**0.0**	**0**	**0**

SINGLE-GAME HIGHS: RUSHING/RECEIVING

Receptions	2 at Detroit Lions, Dec 29, 2019 2 at San Francisco 49ers, Nov 24, 2019
Receiving Yards	54 at Seattle Seahawks, Nov 15, 2018 28 at Chicago Bears, Sep 05, 2019
Longest Receptions	54t at Seattle Seahawks, Nov 15, 2018 28 at Chicago Bears, Sep 05, 2019
Receiving TDs	1 vs. Washington Redskins, Dec 08, 2019 1 at Seattle Seahawks, Nov 15, 2018
All-purpose yards	54 at Seattle Seahawks, Nov 15, 2018 28 at Chicago Bears, Sep 05, 2019
Special Teams Tackles	1 at Chicago Bears, Dec 16, 2018
Most TDs	1 vs. Washington Redskins, Dec 08, 2019 1 at Seattle Seahawks, Nov 15, 2018

2020 GAME-BY-GAME REGULAR SEASON STATISTICS (PACKERS)

			RECEIVING					RUSHING						
DATE	OPPONENT	P/S	NO	YDS	AVG	LG	TD	NO	YDS	AVG	LG	TD	W/L	SCORE
09/13	at Vikings	P	0	0	0.0	0	0	0	0	0.0	0	0	W	43-34
2020 TOTALS		**1-0**	**0**	**0**	**0.0**	**0**	**0**	**0**	**0**	**0.0**	**0**	**0**	**1-0**	

2019 GAME-BY-GAME REGULAR SEASON STATISTICS (PACKERS)

			RECEIVING					RUSHING						
DATE	OPPONENT	P/S	NO	YDS	AVG	LG	TD	NO	YDS	AVG	LG	TD	W/L	SCORE
09/05	at Bears	P	1	28	28.0	28	0	0	0	0.0	0	0	W	10-3
09/15	Vikings	S	0	0	0.0	0	0	0	0	0.0	0	0	W	21-16
09/22	Broncos	P	1	4	4.0	4	0	0	0	0.0	0	0	W	27-16
09/26	Eagles	P	1	11	11.0	11	0	0	0	0.0	0	0	L	27-34
10/06	at Cowboys	P	1	23	23.0	23	0	0	0	0.0	0	0	W	34-24
10/14	Lions					GAME INACTIVE/INJURY							W	23-22
10/20	Raiders					GAME INACTIVE/INJURY							W	42-24
10/27	at Chiefs					GAME INACTIVE/INJURY							W	31-24
11/03	at Chargers					GAME INACTIVE/INJURY							L	11-26
11/10	Panthers					GAME INACTIVE/INJURY							W	24-16
11/24	at 49ers	P	2	8	4.0	5	0	0	0	0.0	0	0	L	8-37
12/01	at Giants	P	0	0	0.0	0	0	0	0	0.0	0	0	W	31-13
12/08	Washington	P	1	12	12.0	12t	1	0	0	0.0	0	0	W	20-15
12/15	Bears	P	1	5	5.0	5	0	0	0	0.0	0	0	W	21-13
12/23	at Vikings	P	0	0	0.0	0	0	0	0	0.0	0	0	W	23-10
12/29	at Lions	P	2	9	4.5	9	0	0	0	0.0	0	0	W	23-20
2019 TOTALS		**11-1**	**10**	**100**	**10.0**	**28**	**1**	**0**	**0**	**0.0**	**0**	**0**	**13-3**	

2019 GAME-BY-GAME POSTSEASON STATISTICS (PACKERS)

			RECEIVING					RUSHING						
DATE	OPPONENT	P/S	NO	YDS	AVG	LG	TD	NO	YDS	AVG	LG	TD	W/L	SCORE
01/12	Seahawks	P	0	0	0.0	0	0	0	0	0.0	0	0	W	28-23
01/19	at 49ers	P	0	0	0.0	0	0	0	0	0.0	0	0	L	20-37
2019 TOTALS		**2-0**	**0**	**0**	**0.0**	**0**	**0**	**0**	**0**	**0.0**	**0**	**0**	**1-1**	

2020 GAME-BY-GAME REGULAR SEASON STATISTICS (PACKERS)

			KICKOFF RETURNS					PUNT RETURNS							
DATE	OPPONENT	P/S	RET	YDS	AVG	LG	TD	NO	FC	YDS	AVG	LG	TD	W/L	SCORE
09/13	at Vikings	P	0	0	0.0	0	0	0	0	0	0.0	0	0	W	43-34
2020 TOTALS		**1-0**	**0**	**0**	**0.0**	**0**	**0**	**0**	**0**	**0**	**0.0**	**0**	**0**	**1-0**	

2019 GAME-BY-GAME REGULAR SEASON STATISTICS (PACKERS)

			KICKOFF RETURNS					PUNT RETURNS							
DATE	OPPONENT	P/S	RET	YDS	AVG	LG	TD	NO	FC	YDS	AVG	LG	TD	W/L	SCORE
09/05	at Bears	P	0	0	0.0	0	0	0	0	0	0.0	0	0	W	10-3
09/15	Vikings	S	0	0	0.0	0	0	0	0	0	0.0	0	0	W	21-16
09/22	Broncos	P	0	0	0.0	0	0	0	0	0	0.0	0	0	W	27-16
09/26	Eagles	P	0	0	0.0	0	0	0	0	0	0.0	0	0	L	27-34
10/06	at Cowboys	P	0	0	0.0	0	0	0	0	0	0.0	0	0	W	34-24
10/14	Lions					GAME INACTIVE/INJURY								W	23-22
10/20	Raiders					GAME INACTIVE/INJURY								W	42-24
10/27	at Chiefs					GAME INACTIVE/INJURY								W	31-24
11/03	at Chargers					GAME INACTIVE/INJURY								L	11-26
11/10	Panthers					GAME INACTIVE/INJURY								W	24-16
11/24	at 49ers	P	0	0	0.0	0	0	0	0	0	0.0	0	0	L	8-37
12/01	at Giants	P	0	0	0.0	0	0	0	0	0	0.0	0	0	W	31-13
12/08	Washington	P	0	0	0.0	0	0	0	0	0	0.0	0	0	W	20-15
12/15	Bears	P	0	0	0.0	0	0	0	0	0	0.0	0	0	W	21-13
12/23	at Vikings	P	0	0	0.0	0	0	0	0	0	0.0	0	0	W	23-10
12/29	at Lions	P	0	0	0.0	0	0	0	0	0	0.0	0	0	W	23-20
2019 TOTALS		**11-1**	**0**	**0**	**0.0**	**0**	**0**	**0**	**0**	**0**	**0.0**	**0**	**0**	**13-3**	

Ht: 6-5 | Wt: 310 | Born: October 17, 1991 | NFL Games Played/Started: 57/42 | Acquired: UFA-19 (DEN)

AT A GLANCE ...

- Has played in 56 games with 41 starts during his career and has started games at four different positions (28 at right guard, eight at left guard, four at right tackle, one at left tackle).
- Started a career-high 16 games for Green Bay last season, opening every game at RG in his first season with the Packers. Appeared on 99.8 percent of the offensive snaps, the highest percentage on the team in 2019.
- Appeared in 20 games with 11 starts for Denver from 2016-18, including 16 games played with 11 starts for the Broncos in 2018.
- Helped block for RB Phillip Lindsay in 2018, who ranked No. 3 in the league in yards per carry (5.40), the third-best average among running backs in franchise history behind only Clinton Portis (5.52 in 2002, 5.49 in 2003).
- Played in 20 games with 14 starts for the Miami Dolphins from 2014-16, including a 2015 campaign that saw him start 12 games (all at RG).
- Was selected by the Dolphins in the third round (No. 67 overall) of the 2014 NFL Draft, the highest-drafted offensive lineman out of North Dakota State.

2020 SEASON: At Minnesota (Sept. 13): Inactive (knee), snapping a streak of 32 consecutive games played.

BILLY TURNER'S NFL REGULAR SEASON STATISTICS

DATE	TEAM	GP	GS
2014	Dolphins	2	0
2015	Dolphins	13	12
2016	Dolphins	5	2
2016	Broncos	3	0
2016	TOTAL	8	2
2017	Broncos	1	0
2018	Broncos	16	11
2019	Packers	16	16
2020	Packers	1	1
NFL TOTALS		**57**	**42**

BILLY TURNER'S NFL POSTSEASON STATISTICS

DATE	TEAM	GP	GS
2019	Packers	2	2
NFL TOTALS		**2**	**2**

2020 GAME-BY-GAME REGULAR SEASON STATISTICS (PACKERS)

DATE	OPPONENT	P/S		W/L	SCORE
09/13	at Vikings	S		W	43-34
2020 TOTALS		**1-1**		**1-0**	

2019 GAME-BY-GAME REGULAR SEASON STATISTICS (PACKERS)

DATE	OPPONENT	P/S		W/L	SCORE
09/05	at Bears	S		W	10-3
09/15	Vikings	S		W	21-16
09/22	Broncos	S		W	27-16
09/26	Eagles	S		L	27-34
10/06	at Cowboys	S		W	34-24
10/14	Lions	S		W	23-22
10/20	Raiders	S		W	42-24
10/27	at Chiefs	S		W	31-24
11/03	at Chargers	S		L	11-26
11/10	Panthers	S		W	24-16
11/24	at 49ers	S		L	8-37
12/01	at Giants	S		W	31-13
12/08	Washington	S		W	20-15
12/15	Bears	S		W	21-13
12/23	at Vikings	S		W	23-10
12/29	at Lions	S		W	23-20
2019 TOTALS		**16-16**		**13-3**	

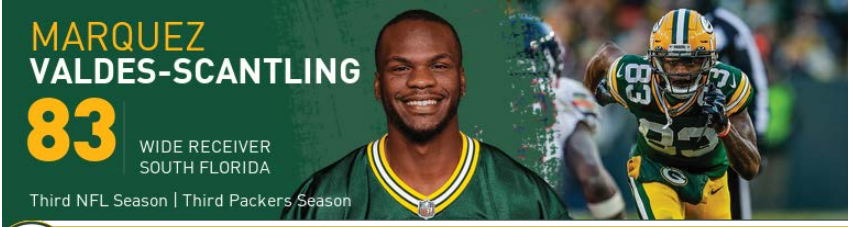

Ht: 6-4 | Wt: 206 | Born: October 10, 1994 | NFL Games Played/Started: 33/21 | Acquired: D5c-18

AT A GLANCE ...

- First name is pronounced mar-KWEZ.
- Has averaged 16.6 yards per catch since entering the league in 2018, No. 5 in the NFL over that span among players with 60-plus receptions.
- Is one of only four players in franchise history (WRs Billy Howton, Boyd Dowler and James Lofton) to register 25-plus receptions and an average of 15-plus yards per catch in both of his first two NFL seasons.
- Caught 26 passes for 452 yards and two TDs last season, an average of 17.4 yards per catch that ranked No. 8 in the NFL (min. 25 rec.).
- Posted 38 catches for 581 yards and two TDs in 2018, an average of 15.3 yards per catch that was the top mark posted by a Green Bay rookie (min. 25 rec.) since Lofton (17.8 in 1978).
- Registered two 100-yard receiving games in 2018, tied for No. 2 in franchise history among rookies behind only Howton (six in 1952).
- Posted an average of 17.3 yards per catch on his 75 career receptions at South Florida, the top mark in school history (min. 70 receptions).

2020 SEASON: At Minnesota (Sept. 13): Played 42 snaps and hauled in four passes for 96 yards (24.0 avg.) and a TD, his fourth career game with 95-plus yards receiving on four or fewer catches, the most in the NFL since 2018. Scored on a 45-yard TD catch with 14 seconds remaining in the first half, beating CB Cameron Dantzler down the right sideline before hauling in the pass inside the 5 and taking it in for the score. On a third-and-5 late in the third quarter, got behind CB Mike Hughes to make a 39-yard grab to the Minnesota 2.

REGULAR SEASON COMPARISON: RECEIVING - DETROIT LIONS

DATE	OPP	W/L	GP/GS	REC	YDS	AVG	TD	LG	TGTS	YAC
10/7/18	GB @ DET	L	S	7	68	9.7	1	14	11	20
12/30/18	GB vs. DET	L	S	3	43	14.3	0	19	8	7
10/14/19	GB vs. DET	W	S	2	48	24.0	0	46	2	10
12/29/19	GB @ DET	W	S	2	19	9.5	0	11	7	11
TOTALS		**2/2**	**4/4**	**14**	**178**	**12.7**	**1**	**46**	**28**	**48**

MARQUEZ VALDES-SCANTLING'S NFL REGULAR SEASON RUSHING/RECEIVING STATISTICS

				RECEIVING					RUSHING				
DATE	TEAM	GP	GS	NO.	YDS	AVG	LG	TD	NO.	YDS.	AVG.	LG	TD
2018	Packers	16	10	38	581	15.3	60	2	2	29	14.5	21	0
2019	Packers	16	10	26	452	17.4	74t	2	2	9	4.5	9	0
2020	Packers	1	1	4	96	24.0	45t	1	0	0	0.0	0	0
NFL TOTALS		**33**	**21**	**68**	**1,129**	**16.6**	**74t**	**5**	**4**	**38**	**9.5**	**21**	**0**

MARQUEZ VALDES-SCANTLING'S NFL POSTSEASON RUSHING/RECEIVING STATISTICS

				RECEIVING					RUSHING				
DATE	TEAM	GP	GS	NO.	YDS	AVG	LG	TD	NO.	YDS.	AVG.	LG	TD
2019	Packers	2	0	1	8	8.0	8	0	0	0	0.0	0	0
NFL TOTALS		**2**	**0**	**1**	**8**	**8.0**	**8**	**0**	**0**	**0**	**0.0**	**0**	**0**

SINGLE-GAME HIGHS: RUSHING/RECEIVING

Rush Attempts	2 vs. Arizona Cardinals, Dec 02, 2018 1 vs. Detroit Lions, Oct 14, 2019 ...1 more at 1.
Rushing Yards	29 vs. Arizona Cardinals, Dec 02, 2018 9 vs. Detroit Lions, Oct 14, 2019
Longest Runs	21 vs. Arizona Cardinals, Dec 02, 2018 9 vs. Detroit Lions, Oct 14, 2019
Receptions	7 at Detroit Lions, Oct 07, 2018 6 vs. Denver Broncos, Sep 22, 2019 ...1 more at 6.
Receiving Yards	133 vs. Oakland Raiders, Oct 20, 2019 103 vs. San Francisco 49ers, Oct 15, 2018
Longest Receptions	74t vs. Oakland Raiders, Oct 20, 2019 60 vs. San Francisco 49ers, Oct 15, 2018
Receiving TDs	1 at Minnesota Vikings, Sep 13, 2020 1 vs. Oakland Raiders, Oct 20, 2019 ...3 more at 1.
All-purpose yards	133 vs. Oakland Raiders, Oct 20, 2019 103 vs. San Francisco 49ers, Oct 15, 2018
Kickoff Returns	1 vs. Chicago Bears, Sep 09, 2018
Kickoff Return Yards	21 vs. Chicago Bears, Sep 09, 2018
Longest Kickoff Return	21 vs. Chicago Bears, Sep 09, 2018
Special Teams Tackles	2 at Washington, Sep 23, 2018
Miscellaneous Tackles	1 vs. Detroit Lions, Oct 14, 2019
Most TDs	1 at Minnesota Vikings, Sep 13, 2020 1 vs. Oakland Raiders, Oct 20, 2019 ...3 more at 1.

SINGLE-GAME HIGHS - POSTSEASON: RUSHING/RECEIVING

Receptions	1 vs. Seattle Seahawks, Jan 12, 2020	**Longest Receptions**	8 vs. Seattle Seahawks, Jan 12, 2020
Receiving Yards	8 vs. Seattle Seahawks, Jan 12, 2020	**All-purpose yards**	8 vs. Seattle Seahawks, Jan 12, 2020

100-YARD RECEIVING GAMES (3): REGULAR SEASON

DATE	TEAM	NO.	YDS.	AVG.	LG	TD
10/15/18	49ERS	3	103	34.3	60	0
11/04/18	at Patriots	3	101	33.7	51	0
10/20/19	RAIDERS	2	133	66.5	74t	1

2020 GAME-BY-GAME REGULAR SEASON STATISTICS (PACKERS)

			RECEIVING					RUSHING						
DATE	OPPONENT	P/S	NO	YDS	AVG	LG	TD	NO	YDS	AVG	LG	TD	W/L	SCORE
09/13	at Vikings	S	4	96	24.0	45t	1	0	0	0.0	0	0	W	43-34
2020 TOTALS		**1-1**	**4**	**96**	**24.0**	**45t**	**1**	**0**	**0**	**0.0**	**0**	**0**	**1-0**	

2019 GAME-BY-GAME REGULAR SEASON STATISTICS (PACKERS)

			RECEIVING					RUSHING						
DATE	OPPONENT	P/S	NO	YDS	AVG	LG	TD	NO	YDS	AVG	LG	TD	W/L	SCORE
09/05	at Bears	S	4	52	13.0	47	0	1	0	0.0	0	0	W	10-3
09/15	Vikings	S	3	19	6.3	14	0	0	0	0.0	0	0	W	21-16
09/22	Broncos	S	6	99	16.5	40t	1	0	0	0.0	0	0	W	27-16
09/26	Eagles	S	3	47	15.7	26	0	0	0	0.0	0	0	L	27-34
10/06	at Cowboys	S	1	18	18.0	18	0	0	0	0.0	0	0	W	34-24
10/14	Lions	S	2	48	24.0	46	0	1	9	9.0	9	0	W	23-22
10/20	Raiders	P	2	133	66.5	74t	1	0	0	0.0	0	0	W	42-24
10/27	at Chiefs	S	1	4	4.0	4	0	0	0	0.0	0	0	W	31-24
11/03	at Chargers	S	0	0	0.0	0	0	0	0	0.0	0	0	L	11-26
11/10	Panthers	P	0	0	0.0	0	0	0	0	0.0	0	0	W	24-16
11/24	at 49ers	P	1	7	7.0	7	0	0	0	0.0	0	0	L	8-37
12/01	at Giants	P	0	0	0.0	0	0	0	0	0.0	0	0	W	31-13
12/08	Washington	P	0	0	0.0	0	0	0	0	0.0	0	0	W	20-15
12/15	Bears	S	0	0	0.0	0	0	0	0	0.0	0	0	W	21-13
12/23	at Vikings	P	1	6	6.0	6	0	0	0	0.0	0	0	W	23-10
12/29	at Lions	S	2	19	9.5	11	0	0	0	0.0	0	0	W	23-20
2019 TOTALS		**16-10**	**26**	**452**	**17.4**	**74t**	**2**	**2**	**9**	**4.5**	**9**	**0**	**13-3**	

2019 GAME-BY-GAME POSTSEASON STATISTICS (PACKERS)

			RECEIVING					RUSHING						
DATE	OPPONENT	P/S	NO	YDS	AVG	LG	TD	NO	YDS	AVG	LG	TD	W/L	SCORE
01/12	Seahawks	P	1	8	8.0	8	0	0	0	0.0	0	0	W	28-23
01/19	at 49ers	P	0	0	0.0	0	0	0	0	0.0	0	0	L	20-37
2019 TOTALS		**2-0**	**1**	**8**	**8.0**	**8**	**0**	**0**	**0**	**0.0**	**0**	**0**	**1-1**	

2020 GAME-BY-GAME REGULAR SEASON STATISTICS (PACKERS)

			KICKOFF RETURNS					PUNT RETURNS							
DATE	OPPONENT	P/S	RET	YDS	AVG	LG	TD	NO	FC	YDS	AVG	LG	TD	W/L	SCORE
09/13	at Vikings	S	0	0	0.0	0	0	0	0	0	0.0	0	0	W	43-34
2020 TOTALS		**1-1**	**0**	**0**	**0.0**	**0**	**0**	**0**	**0**	**0**	**0.0**	**0**	**0**	**1-0**	

2019 GAME-BY-GAME REGULAR SEASON STATISTICS (PACKERS)

			KICKOFF RETURNS					PUNT RETURNS							
DATE	OPPONENT	P/S	RET	YDS	AVG	LG	TD	NO	FC	YDS	AVG	LG	TD	W/L	SCORE
09/05	at Bears	S	0	0	0.0	0	0	0	0	0	0.0	0	0	W	10-3
09/15	Vikings	S	0	0	0.0	0	0	0	0	0	0.0	0	0	W	21-16
09/22	Broncos	S	0	0	0.0	0	0	0	0	0	0.0	0	0	W	27-16
09/26	Eagles	S	0	0	0.0	0	0	0	0	0	0.0	0	0	L	27-34
10/06	at Cowboys	S	0	0	0.0	0	0	0	0	0	0.0	0	0	W	34-24
10/14	Lions	S	0	0	0.0	0	0	0	0	0	0.0	0	0	W	23-22
10/20	Raiders	P	0	0	0.0	0	0	0	0	0	0.0	0	0	W	42-24
10/27	at Chiefs	S	0	0	0.0	0	0	0	0	0	0.0	0	0	W	31-24
11/03	at Chargers	S	0	0	0.0	0	0	0	0	0	0.0	0	0	L	11-26
11/10	Panthers	P	0	0	0.0	0	0	0	0	0	0.0	0	0	W	24-16
11/24	at 49ers	P	0	0	0.0	0	0	0	0	0	0.0	0	0	L	8-37
12/01	at Giants	P	0	0	0.0	0	0	0	0	0	0.0	0	0	W	31-13
12/08	Washington	P	0	0	0.0	0	0	0	0	0	0.0	0	0	W	20-15
12/15	Bears	S	0	0	0.0	0	0	0	0	0	0.0	0	0	W	21-13
12/23	at Vikings	P	0	0	0.0	0	0	0	0	0	0.0	0	0	W	23-10
12/29	at Lions	S	0	0	0.0	0	0	0	0	0	0.0	0	0	W	23-20
2019 TOTALS		**16-10**	**0**	**0**	**0.0**	**0**	**0**	**0**	**0**	**0**	**0.0**	**0**	**0**	**13-3**	

RICK WAGNER

71 TACKLE
WISCONSIN

Eighth NFL Season | First Packers Season

Ht: 6-6 | Wt: 315 | Born: October 21, 1989 | NFL Games Played/Started: 103/87 | Acquired: FA-20

AT A GLANCE ...

- Was signed by the Green Bay Packers as a free agent on March 17, 2020.
- Appeared in 102 games with 87 starts during his first seven years in the NFL, playing for the Baltimore Ravens for four seasons (2013-16) and the Detroit Lions for three seasons (2017-19).
- Started all 40 games he appeared in at right tackle for the Lions over the last three seasons.
- During his three seasons (2014-16) as a starter with the Ravens, helped Baltimore rank No. 3 in the league over that span in sacks allowed (76).
- Entered the league as a fifth-round pick (No. 168 overall) with the Ravens in 2013.
- A native of West Allis, Wis., he appeared in 51 games with 37 starts at the University of Wisconsin, where he earned first-team All-Big Ten recognition and second-team All-America honors as a senior in 2012.
- In his three seasons as a starter for the Badgers (2010-12), was a part of offenses that ranked in the top 15 in the nation in rushing all three years and in the top 10 in scoring in two of three seasons (2010-11).

2020 SEASON: At Minnesota (Sept. 13): Played the final 46 snaps of the game at RT, taking over for Elgton Jenkins in the second quarter after Jenkins moved back to LG in place of an injured Lucas Patrick (shoulder). Helped the Packers register their first zero-sack game against the Vikings since Oct. 24, 2010, and their first game in franchise history with 40-plus points, 500-plus yards, 30-plus first downs and no turnovers. Blocked for QB Aaron Rodgers as he connected on 32 of 44 passes for 364 yards and four TDs with no INTs for a 127.5 rating.

RICK WAGNER'S NFL REGULAR SEASON STATISTICS

DATE	TEAM	GP	GS
2013	Ravens	16	2
2014	Ravens	15	15
2015	Ravens	16	16
2016	Ravens	15	14
2017	Lions	13	13
2018	Lions	15	15
2019	Lions	12	12
2020	Packers	1	0
NFL TOTALS		**103**	**87**

2020 GAME-BY-GAME REGULAR SEASON STATISTICS (PACKERS)

DATE	OPPONENT	P/S		W/L	SCORE
09/13	at Vikings	P		W	43-34
2020 TOTALS		**1-0**		**1-0**	

2019 GAME-BY-GAME REGULAR SEASON STATISTICS (LIONS)

DATE	OPPONENT	P/S		W/L/T	SCORE
09/08	at Cardinals	S		T	27-27+
09/15	Chargers	S		W	13-10
09/22	at Eagles	S		W	27-24
09/29	Chiefs	S		L	30-34
10/14	at Packers	S		L	22-23
10/20	Vikings	S		L	30-42
10/27	Giants	S		W	31-26
11/03	at Raiders	S		L	24-31
11/10	at Bears	S		L	13-20
11/17	Cowboys		INACTIVE	L	27-35
11/24	at Washington	S		L	16-19
11/28	Bears	S		L	20-24
12/08	at Vikings	S		L	7-20
12/15	Buccaneers		INACTIVE	L	17-38
12/22	at Broncos		INACTIVE	L	17-27
12/29	Packers		ON INACTIVE LIST	L	20-23
2019 TOTALS		**12-12**		**3-12-1**	

+ - Overtime



Ht: 6-0 | Wt: 213 | Born: April 3, 1995 | NFL Games Played/Started: 47/17 | Acquired: D4b-17

AT A GLANCE ...

- Is the only player in team history to register 400-plus rushing yards and 200-plus receiving yards in each of his first three seasons in the NFL (2017-19).
- Was tied for No. 2 in the NFL among running backs with five receiving TDs last season, tied for the second most in team history in a season among RBs behind only Johnny (Blood) McNally (10 in 1931).
- Posted a TD reception in four consecutive games in 2019 (Weeks 6-9), tying Ahman Green for the longest single-season streak by a Green Bay RB in team history.
- Rushed for a team-high 556 yards in 2017, the fourth most by a Green Bay rookie in team history, and four TDs on 153 carries (3.6 avg.).
- After moving into the starting lineup in Week 11 as a rookie, posted 672 yards from scrimmage over that span (No. 11 in the NFL) and 455 rushing yards (No. 10). Registered 100-plus yards from scrimmage in four of the final six games.
- Finished his career at Brigham Young as the school's all-time leader in rushing yards (3,901), rushing attempts (726) and 100-yard rushing games (16).

2020 SEASON: At Minnesota (Sept. 13): Rushed for 21 yards on seven carries (3.0 avg.) and added four receptions for 21 yards (5.3 avg.). Caught a swing pass from QB Aaron Rodgers early in the first quarter, making LB Eric Wilson miss in the flat before taking it for a 15-yard gain.

REGULAR SEASON COMPARISON: RECEIVING - DETROIT LIONS

DATE	OPP	W/L	GP/GS	REC	YDS	AVG	TD	LG	TGTS	YAC
11/6/17	GB vs. DET	L	P	2	31	15.5	0	18	2	34
12/31/17	GB @ DET	L	S	3	31	10.3	0	27	5	34
10/7/18	GB @ DET	L	S	2	19	9.5	0	12	4	22
12/30/18	GB vs. DET	L	S	3	16	5.3	0	9	3	12
10/14/19	GB vs. DET	W	P	4	32	8.0	1	16	5	33
TOTALS		**1/4**	**5/3**	**14**	**129**	**9.2**	**1**	**27**	**19**	**135**

JAMAAL WILLIAMS' NFL REGULAR SEASON RUSHING/RECEIVING STATISTICS

				RUSHING					RECEIVING				
DATE	TEAM	GP	GS	NO.	YDS.	AVG.	LG	TD	NO.	YDS	AVG	LG	TD
2017	Packers	16	7	153	556	3.6	25	4	25	262	10.5	54t	2
2018	Packers	16	8	121	464	3.8	20	3	27	210	7.8	26	0
2019	Packers	14	2	107	460	4.3	45	1	39	253	6.5	17	5
2020	Packers	1	0	7	21	3.0	5	0	4	21	5.3	15	0
NFL TOTALS		**47**	**17**	**388**	**1,501**	**3.9**	**45**	**8**	**95**	**746**	**7.9**	**54t**	**7**

JAMAAL WILLIAMS' NFL POSTSEASON RUSHING/RECEIVING STATISTICS

				RUSHING					RECEIVING				
DATE	TEAM	GP	GS	NO.	YDS.	AVG.	LG	TD	NO.	YDS	AVG	LG	TD
2019	Packers	2	0	4	9	2.3	4	0	3	10	3.3	9	0
NFL TOTALS		**2**	**0**	**4**	**9**	**2.3**	**4**	**0**	**3**	**10**	**3.3**	**9**	**0**

SINGLE-GAME HIGHS: RUSHING/RECEIVING

Rush Attempts	22 at Detroit Lions, Dec 31, 2017 21 vs. Tampa Bay Buccaneers, Dec 03, 2017 ...1 more at 21.
Rushing Yards	113 vs. Tampa Bay Buccaneers, Dec 03, 2017 104 vs. Detroit Lions, Oct 14, 2019
Longest Runs	45 vs. Detroit Lions, Oct 14, 2019 25 vs. Tampa Bay Buccaneers, Dec 03, 2017
Rushing TDs	1 at Kansas City Chiefs, Oct 27, 2019 1 at New York Jets, Dec 23, 2018 ...6 more at 1.
Receptions	7 at San Francisco 49ers, Nov 24, 2019 7 at Cleveland Browns, Dec 10, 2017
Receiving Yards	69 at Cleveland Browns, Dec 10, 2017 69 at Pittsburgh Steelers, Nov 26, 2017
Longest Receptions	54t at Pittsburgh Steelers, Nov 26, 2017 30t at Cleveland Browns, Dec 10, 2017
Receiving TDs	1 at Los Angeles Chargers, Nov 03, 2019 1 at Kansas City Chiefs, Oct 27, 2019 ...5 more at 1.
All-purpose yards	156 at New York Jets, Dec 23, 2018 145 vs. Detroit Lions, Oct 14, 2019
Kickoff Returns	3 vs. Arizona Cardinals, Dec 02, 2018 1 vs. Detroit Lions, Oct 14, 2019 ...1 more at 1.
Kickoff Return Yards	72 vs. Arizona Cardinals, Dec 02, 2018 23 at Minnesota Vikings, Nov 25, 2018
Longest Kickoff Return	30 vs. Arizona Cardinals, Dec 02, 2018 23 at Minnesota Vikings, Nov 25, 2018
Special Teams Tackles	1 vs. Chicago Bears, Dec 15, 2019 1 at New York Giants, Dec 01, 2019 ...5 more at 1.
Miscellaneous Tackles	1 at Carolina Panthers, Dec 17, 2017
Most TDs	2 at Kansas City Chiefs, Oct 27, 2019 2 at Cleveland Browns, Dec 10, 2017 ...1 more at 2.

SINGLE-GAME HIGHS - POSTSEASON: RUSHING/RECEIVING

Rush Attempts	3 at San Francisco 49ers, Jan 19, 2020 1 vs. Seattle Seahawks, Jan 12, 2020
Rushing Yards	6 at San Francisco 49ers, Jan 19, 2020 3 vs. Seattle Seahawks, Jan 12, 2020
Longest Runs	4 at San Francisco 49ers, Jan 19, 2020 3 vs. Seattle Seahawks, Jan 12, 2020
Receptions	2 at San Francisco 49ers, Jan 19, 2020 1 vs. Seattle Seahawks, Jan 12, 2020
Receiving Yards	9 vs. Seattle Seahawks, Jan 12, 2020 1 at San Francisco 49ers, Jan 19, 2020
Longest Receptions	9 vs. Seattle Seahawks, Jan 12, 2020 2 at San Francisco 49ers, Jan 19, 2020
All-purpose yards	12 vs. Seattle Seahawks, Jan 12, 2020 7 at San Francisco 49ers, Jan 19, 2020

100-YARD RUSHING GAMES (2): REGULAR SEASON

DATE	TEAM	ATT.	YDS.	AVG.	LG	TD
12/03/17	BUCCANEERS	21	113	5.4	25	1
10/14/19	LIONS	14	104	7.4	45	0

2020 GAME-BY-GAME REGULAR SEASON STATISTICS (PACKERS)

			RUSHING					RECEIVING						
DATE	OPPONENT	P/S	NO	YDS	AVG	LG	TD	NO	YDS	AVG	LG	TD	W/L	SCORE
09/13	at Vikings	P	7	21	3.0	5	0	4	21	5.3	15	0	W	43-34
2020 TOTALS		**1-0**	**7**	**21**	**3.0**	**5**	**0**	**4**	**21**	**5.3**	**15**	**0**	**1-0**	

2019 GAME-BY-GAME REGULAR SEASON STATISTICS (PACKERS)

			RUSHING					RECEIVING						
DATE	OPPONENT	P/S	NO	YDS	AVG	LG	TD	NO	YDS	AVG	LG	TD	W/L	SCORE
09/05	at Bears	P	5	0	0.0	5	0	2	15	7.5	10	0	W	10-3
09/15	Vikings	P	9	28	3.1	10	0	3	13	4.3	15t	1	W	21-16
09/22	Broncos	P	12	59	4.9	12	0	2	27	13.5	17	0	W	27-16
09/26	Eagles	S	0	0	0.0	0	0	1	0	0.0	0	0	L	27-34
10/06	at Cowboys		GAME INACTIVE/INJURY										W	34-24
10/14	Lions	P	14	104	7.4	45	0	4	32	8.0	16	1	W	23-22
10/20	Raiders	P	3	5	1.7	3	0	4	26	6.5	9	1	W	42-24
10/27	at Chiefs	P	7	22	3.1	14	1	3	14	4.7	7	1	W	31-24
11/03	at Chargers	S	2	10	5.0	5	0	6	39	6.5	10t	1	L	11-26
11/10	Panthers	P	13	63	4.8	16	0	0	0	0.0	0	0	W	24-16
11/24	at 49ers	P	11	45	4.1	12	0	7	35	5.0	15	0	L	8-37
12/01	at Giants	P	10	41	4.1	9	0	4	26	6.5	10	0	W	31-13
12/08	Washington	P	7	24	3.4	7	0	0	0	0.0	0	0	W	20-15
12/15	Bears	P	8	26	3.3	6	0	1	7	7.0	7	0	W	21-13
12/23	at Vikings	P	6	33	5.5	8	0	2	19	9.5	11	0	W	23-10
12/29	at Lions		GAME INACTIVE/INJURY										W	23-20
2019 TOTALS		**14-2**	**107**	**460**	**4.3**	**45**	**1**	**39**	**253**	**6.5**	**17**	**5**	**13-3**	

2019 GAME-BY-GAME POSTSEASON STATISTICS (PACKERS)

			RUSHING					RECEIVING						
DATE	OPPONENT	P/S	NO	YDS	AVG	LG	TD	NO	YDS	AVG	LG	TD	W/L	SCORE
01/12	Seahawks	P	1	3	3.0	3	0	1	9	9.0	9	0	W	28-23
01/19	at 49ers	P	3	6	2.0	4	0	2	1	0.5	2	0	L	20-37
2019 TOTALS		**2-0**	**4**	**9**	**2.3**	**4**	**0**	**3**	**10**	**3.3**	**9**	**0**	**1-1**	

2020 GAME-BY-GAME REGULAR SEASON STATISTICS (PACKERS)

			KICKOFF RETURNS					PUNT RETURNS							
DATE	OPPONENT	P/S	RET	YDS	AVG	LG	TD	NO	FC	YDS	AVG	LG	TD	W/L	SCORE
09/13	at Vikings	P	0	0	0.0	0	0	0	0	0	0.0	0	0	W	43-34
2020 TOTALS		**1-0**	**0**	**0**	**0.0**	**0**	**0**	**0**	**0**	**0**	**0.0**	**0**	**0**	**1-0**	

2019 GAME-BY-GAME REGULAR SEASON STATISTICS (PACKERS)

			KICKOFF RETURNS					PUNT RETURNS							
DATE	OPPONENT	P/S	RET	YDS	AVG	LG	TD	NO	FC	YDS	AVG	LG	TD	W/L	SCORE
09/05	at Bears	P	0	0	0.0	0	0	0	0	0	0.0	0	0	W	10-3
09/15	Vikings	P	0	0	0.0	0	0	0	0	0	0.0	0	0	W	21-16
09/22	Broncos	P	0	0	0.0	0	0	0	0	0	0.0	0	0	W	27-16
09/26	Eagles	S	0	0	0.0	0	0	0	0	0	0.0	0	0	L	27-34
10/06	at Cowboys		GAME INACTIVE/INJURY											W	34-24
10/14	Lions	P	1	9	9.0	9	0	0	0	0	0.0	0	0	W	23-22
10/20	Raiders	P	0	0	0.0	0	0	0	0	0	0.0	0	0	W	42-24
10/27	at Chiefs	P	0	0	0.0	0	0	0	0	0	0.0	0	0	W	31-24
11/03	at Chargers	S	0	0	0.0	0	0	0	0	0	0.0	0	0	L	11-26
11/10	Panthers	P	0	0	0.0	0	0	0	0	0	0.0	0	0	W	24-16
11/24	at 49ers	P	0	0	0.0	0	0	0	0	0	0.0	0	0	L	8-37
12/01	at Giants	P	0	0	0.0	0	0	0	0	0	0.0	0	0	W	31-13
12/08	Washington	P	0	0	0.0	0	0	0	0	0	0.0	0	0	W	20-15
12/15	Bears	P	0	0	0.0	0	0	0	0	0	0.0	0	0	W	21-13
12/23	at Vikings	P	0	0	0.0	0	0	0	0	0	0.0	0	0	W	23-10
12/29	at Lions		GAME INACTIVE/INJURY											W	23-20
2019 TOTALS		**14-2**	**1**	**9**	**9.0**	**9**	**0**	**0**	**0**	**0**	**0.0**	**0**	**0**	**13-3**	